

# Formel ADAC

## Result List Race 2

Provisional

Reg. Nr.: 0301.14.127

Sunday 11.5.2014 09:55



Circuit Zandvoort, Length: 4307 m

Air temperature: 10.5°C

Track temperature: 11.0°C

Weather condition: Wet

started : 14

classified : 13

not classified : 1

	Competitor Drivers	Sponsor Car	Laps	Total Time	Gap	Kph	Lap	Time	Kph
1	1 ADAC Berlin Brandenburg e.V. M.Günther(DEU)	Formel ADAC	12	26:42.613		116,1	9	1:55.586	134,1
2	9 Schiller-Motorsport F.Schiller(DEU)	ADAC Nordrhein e.V. Formel ADAC	12	26:43.277	0.664	116,1	9	1:55.948	133,7
3	15 Lotus R.Boschung(CHE)	Formel ADAC	12	26:44.043	1.430	116,0	6	1:56.363	133,2
4	8 Neuhauser Racing Team M.Jensen(DEN)	Formel ADAC	12	26:44.231	1.618	116,0	9	1:56.272	133,4
5	3 ADAC Berlin-Brandenburg e.V. M.Dienst(DEU)	ADAC Nordbaden e.V. Formel ADAC	12	26:44.897	2.284	115,9	9	1:56.278	133,3
6	7 Neuhauser Racing Team T.Zimmermann(DEU)	ADAC Württemberg Formel ADAC	12	26:46.140	3.527	115,8	5	1:56.698	132,9
7	2 ADAC Berlin-Brandenburg e.V. K.Schramm(DEU)	Formel ADAC	12	26:46.950	4.337	115,8	6	1:56.972	132,6
8	5 ADAC Berlin-Brandenburg e.V. P.Hamprecht(DEU)	Formel ADAC	12	26:47.075	4.462	115,8	4	1:57.979	131,4
9	12 Lotus D.Marschall(DEU)	ADAC Nordbaden e.V. Formel ADAC	12	26:47.743	5.130	115,7	9	1:57.826	131,6
10	19 JBR Motorsport & Engineering I.Walilko(POL)	Formel ADAC	12	26:48.370	5.757	115,7	9	1:58.211	131,2
11	18 JBR Motorsport & Engineering D.Kolkmann(DEU)	Formel ADAC	12	26:49.267	6.654	115,6	9	1:59.457	129,8
12	4 ADAC Berlin-Brandenburg e.V. G.Maggi(CHE)	Formel ADAC	12	26:50.311	7.698	115,5	5	1:59.588	129,7
13	14 Lotus J.Eriksson(SWE)	Formel ADAC	9	19:19.405	3LAPS	120,4	9	1:56.202	133,4
<b>not classified</b>									
	10 Schiller-Motorsport N.Menzel(DEU)	Formel ADAC	5	10:02.520	7LAPS	128,7	5	1:56.907	132,6

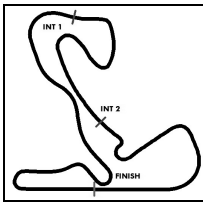
*Fastest lap of the race. Car 1 driver on lap 9. Time 1:55.586, average speed 134,1 km/h.*

**Subject to final scrutineering!**

Publications Time:

Clerk of the course:

Time Keeping:



# Formel ADAC

## Lap chart Race 2

Provisional

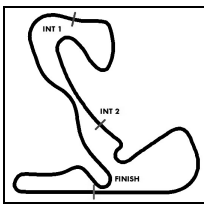


Circuit Zandvoort, Length: 4307 m

Sunday 11.5.2014 09:55

POS	1	2	3	4	5	6	7	8	9	10	11	12	13	14	15	16
LAP 1	1	8	15	9	7	14	3	2	10	5	12	19	18	4		
LAP 2	1	8	15	9	7	3	14	2	10	5	19	12	18	4		
LAP 3	1	8	15	9	7	3	14	2	10	5	12	19	18	4		
LAP 4	1	8	15	9	7	3	14	2	10	5	12	19	18	4		
LAP 5	1	8	15	9	7	3	14	2	10	5	12	19	18	4		
LAP 6	1	8	15	9	7	3	14	2	5	12	19	18	4			
LAP 7	1	8	15	9	7	3	14	2	5	12	19	18	4			
LAP 8	1	8	15	9	7	3	14	2	5	12	19	18	4			
LAP 9	1	8	9	15	3	7	14	2	5	12	19	18	4			
LAP 10	1	9	15	8	3	7	2	5	12	19	18	4				
LAP 11	1	9	15	8	3	7	2	5	12	19	18	4				
LAP 12	1	9	15	8	3	7	2	5	12	19	18	4				

. - PIT STOP ' - LAP BEHIND



# Formel ADAC

## Lap analysis Race 2



Provisional

Reg. Nr.: 0301.14.127

Sunday 11.5.2014 09:55

Circuit Zandvoort, Length: 4307 m

Air temperature: 10.5°C

Track temperature: 11.0°C

Weather condition: Wet

Lap	Time	SE1	SP1	SE2	SP2	SE3	SP3	TSP	Lap	Time	SE1	SP1	SE2	SP2	SE3	SP3	TSP
<b>1</b>	Maximilian Günther, DEU ,								<b>theoretical besttime: 1:54.920</b>								
1	2:04.107	58.054	171	30.261	173	35.792	199	154	7	2:49.313	1:17.513	88	43.150	117	48.650	149	193
2	1:56.674	51.142	170	30.039	176	35.493	200	209	8	2:45.523	1:15.433	101	42.662	126	47.428	200	157
3	1:56.442	50.840	170	30.109	173	35.493	200	209	<b>9</b>	<b>1:55.586</b>	50.622	170	<b>29.831</b>	174	35.133	<b>201</b>	210
4	1:55.686	50.600	172	29.899	176	35.187	201	209	10	1:55.794	50.065	<b>172</b>	29.940	<b>176</b>	35.789	194	211
5	1:55.839	50.759	171	30.056	174	<b>35.024</b>	201	<b>211</b>	11	2:47.346	1:16.276	91	42.913	124	48.157	156	181
6	1:55.951	50.755	169	30.087	173	35.109	201	210	12	2:44.352	1:13.460	104	44.105	91	46.787	200	162

<b>2</b>	Kim Luis Schramm, DEU ,								<b>theoretical besttime: 1:56.476</b>								
1	2:10.598	1:02.088	161	31.932	172	36.578	198	163	7	2:42.456	1:10.264	103	44.988	128	47.204	127	163
2	1:58.874	52.642	167	30.336	174	35.896	200	201	8	2:42.848	1:14.264	86	43.882	109	44.702	199	135
3	1:57.747	51.760	170	30.214	174	35.773	200	208	9	1:57.359	51.499	172	<b>29.894</b>	<b>177</b>	35.966	199	208
4	1:57.019	51.313	<b>173</b>	30.157	175	<b>35.549</b>	<b>201</b>	<b>210</b>	10	2:02.294	51.235	172	30.247	175	40.812	150	209
5	1:57.238	51.537	171	29.943	174	35.758	198	208	11	2:41.090	1:07.798	86	43.567	128	49.725	150	167
6	<b>1:56.972</b>	<b>51.033</b>	173	30.025	174	35.914	161	208	12	2:42.455	1:11.378	85	44.918	120	46.159	196	149

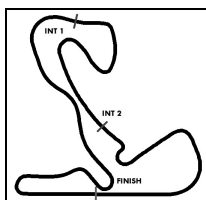
<b>3</b>	Marvin Dienst, DEU ,								<b>theoretical besttime: 1:55.668</b>								
1	2:09.270	1:01.694	158	31.059	170	36.517	201	165	7	2:43.458	1:11.448	92	44.283	123	47.727	141	187
2	1:57.676	51.641	170	30.176	176	35.859	203	204	8	2:43.022	1:14.018	90	44.372	99	44.632	202	151
3	1:57.751	51.718	169	30.126	175	35.907	202	206	<b>9</b>	<b>1:56.278</b>	50.709	169	30.069	175	35.500	202	<b>212</b>
4	1:57.249	51.734	170	<b>29.896</b>	176	35.619	202	207	10	2:01.957	50.422	<b>173</b>	29.936	<b>177</b>	41.599	145	211
5	1:56.694	51.412	170	29.932	176	<b>35.350</b>	<b>203</b>	206	11	2:41.828	1:09.104	82	43.445	124	49.279	158	152
6	1:57.419	51.125	171	30.094	174	36.200	183	210	12	2:42.295	1:12.071	87	44.261	109	45.963	201	145

<b>4</b>	Giorgio Maggi, CHE ,								<b>theoretical besttime: 1:59.298</b>								
1	2:15.968	1:06.598	157	31.890	165	37.480	190	165	7	2:22.170	55.737	155	39.494	89	46.939	119	175
2	2:02.867	54.158	157	31.686	169	37.023	193	196	8	2:41.903	1:13.449	92	43.380	118	45.074	194	122
3	2:02.212	53.541	159	31.426	169	37.245	192	203	9	1:59.873	52.544	<b>164</b>	30.875	<b>172</b>	36.454	<b>196</b>	201
4	2:00.723	52.973	161	30.973	169	36.777	195	203	10	2:00.740	52.101	163	31.258	159	37.381	163	<b>207</b>
5	<b>1:59.588</b>	52.391	161	<b>30.871</b>	170	<b>36.326</b>	195	205	11	2:41.057	1:06.242	80	45.275	103	49.540	116	145
6	2:03.089	53.685	149	31.264	170	38.140	188	205	12	2:40.121	1:10.392	79	45.778	132	43.951	188	135

<b>5</b>	Philip Hamprecht, DEU ,								<b>theoretical besttime: 1:57.168</b>								
1	2:11.893	1:03.176	164	31.500	162	37.217	197	169	7	2:36.386	1:04.112	115	45.281	106	46.993	118	171
2	1:59.876	52.485	166	31.018	163	36.373	<b>200</b>	199	8	2:42.158	1:14.191	94	43.576	119	44.391	199	120
3	1:58.763	51.957	166	30.703	169	36.103	198	202	9	1:58.013	51.814	168	30.465	<b>174</b>	<b>35.734</b>	199	202
4	<b>1:57.979</b>	51.665	<b>169</b>	<b>30.263</b>	172	36.051	199	202	10	2:02.355	51.171	166	30.552	171	40.632	124	208
5	1:58.412	51.812	168	30.736	171	35.864	200	208	11	2:41.560	1:07.256	85	44.475	130	49.829	122	161
6	1:58.861	51.591	169	30.420	172	36.850	175	<b>209</b>	12	2:40.819	1:10.386	88	45.655	105	44.778	197	162

<b>7</b>	Tim Zimmermann, DEU ,								<b>theoretical besttime: 1:56.498</b>								
1	2:08.410	1:00.132	165	31.641	167	36.637	198	158	7	2:42.341	1:10.773	86	43.898	115	47.670	129	189
2	1:58.219	51.824	167	30.312	175	36.083	200	206	8	2:44.073	1:14.477	94	44.240	114	45.356	199	137
3	1:57.469	51.184	166	30.243	175	36.042	199	209	9	1:56.933	50.853	168	30.275	174	35.805	<b>204</b>	208
4	1:57.422	51.268	168	30.204	176	35.950	200	209	10	2:02.717	50.854	<b>171</b>	30.218	<b>177</b>	41.645	141	<b>212</b>
5	<b>1:56.698</b>	51.010	168	30.092	175	<b>35.596</b>	200	209	11	2:41.977	1:08.893	90	43.471	125	49.613	152	163
6	1:57.527	50.889	168	<b>30.049</b>	174	36.589	174	209	12	2:42.354	1:11.521	87	44.758	111	46.075	194	149

<b>8</b>	Mikkel Jensen, DEN ,								<b>theoretical besttime: 1:56.145</b>								
1	2:05.190	59.158	168	30.258	174	35.774	196	156	7	2:46.314	1:14.111	96	43.778	135	48.425	139	180
2	1:57.472	51.924	169	29.933	175	35.615	199	205	8	2:44.901	1:14.894	98	43.664	125	46.343	198	142
3	1:56.776	51.542	168	29.920	175	<b>35.314</b>	199	206	<b>9</b>	<b>1:56.272</b>	51.011	170	<b>29.831</b>	175	35.430	199	207
4	1:56.840	51.434	171	29.866	<b>176</b>	35.540	196	207	10	2:03.241	51.883	169	30.019	176	41.339	148	<b>208</b>
5	1:56.686	51.205	171	29.937	174	35.544	199	208	11	2:41.834	1:08.845	86	43.439	118	49.550	141	164
6	1:56.356	<b>51.000</b>	<b>172</b>	29.945	174	35.411	199	208	12	2:42.349	1:11.973	98	44.115	104	46.261	<b>200</b>	155



# Formel ADAC

## Lap analysis Race 2



Provisional

Reg. Nr.: 0301.14.127

Sunday 11.5.2014 09:55

Circuit Zandvoort, Length: 4307 m

Air temperature: 10.5°C

Track temperature: 11.0°C

Weather condition: Wet

Lap	Time	SE1	SP1	SE2	SP2	SE3	SP3	TSP	Lap	Time	SE1	SP1	SE2	SP2	SE3	SP3	TSP
<b>9</b>	Fabian Schiller, DEU ,								<b>theoretical besttime: 1:55.164</b>								
1	2:07.245	1:00.284	166	31.140	167	35.821	200	156	7	2:46.840	1:14.786	91	44.367	119	47.687	137	150
2	1:57.045	51.661	165	30.117	175	35.267	204	205	8	2:44.010	1:14.575	95	44.135	116	45.300	204	135
3	1:56.637	51.389	167	29.891	173	35.357	202	194	<b>9</b>	<b>1:55.948</b>	50.951	168	<b>29.765</b>	<b>178</b>	35.232	204	<b>212</b>
4	1:56.125	50.885	167	29.930	177	35.310	203	200	10	2:01.139	50.273	168	30.469	174	40.397	168	207
5	1:56.531	51.399	167	30.006	174	<b>35.126</b>	<b>204</b>	198	11	2:41.429	1:09.861	88	42.693	128	48.875	154	175
6	1:56.571	51.395	<b>169</b>	29.963	174	35.213	184	207	12	2:43.757	1:12.969	95	43.745	95	47.043	195	145

<b>10</b>	Nico Menzel, DEU ,								<b>theoretical besttime: 1:56.907</b>								
1	2:11.131	1:02.668	166	31.631	156	36.832	197	162	4	1:57.326	51.286	<b>169</b>	30.102	<b>172</b>	35.938	198	206
2	1:59.293	52.577	166	30.321	172	36.395	197	202	<b>5</b>	<b>1:56.907</b>	51.277	168	<b>29.962</b>	172	<b>35.668</b>	<b>198</b>	208
3	1:57.863	51.767	165	30.134	171	35.962	198	203									

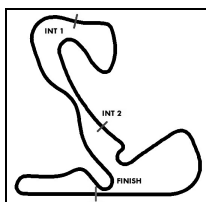
<b>12</b>	Dennis Marschall, DEU ,								<b>theoretical besttime: 1:57.229</b>								
1	2:13.143	1:03.938	164	31.043	157	38.162	195	164	7	2:33.404	1:01.020	103	45.554	98	46.830	121	175
2	2:01.562	53.439	165	30.780	152	37.343	199	190	8	2:41.701	1:13.635	95	43.628	137	44.438	199	126
3	1:59.799	52.439	166	30.358	161	37.002	197	189	<b>9</b>	<b>1:57.826</b>	51.612	168	<b>30.116</b>	163	<b>36.098</b>	<b>201</b>	192
4	1:59.133	52.245	164	30.410	169	36.478	197	195	10	2:02.284	51.015	<b>170</b>	30.217	157	41.052	119	201
5	1:58.052	51.580	163	30.319	<b>173</b>	36.153	198	196	11	2:41.696	1:07.431	89	44.490	121	49.775	114	150
6	1:58.479	51.984	155	30.163	172	36.332	181	<b>208</b>	12	2:40.664	1:10.342	93	45.975	120	44.347	197	155

<b>14</b>	Joel Eriksson, SWE ,								<b>theoretical besttime: 1:55.937</b>								
1	2:08.986	1:01.458	164	30.744	174	36.784	199	161	6	1:57.022	51.093	168	29.942	<b>176</b>	35.987	177	207
2	1:58.886	52.603	166	30.459	175	35.824	201	202	7	2:43.864	1:11.490	90	45.016	129	47.358	119	176
3	1:57.541	51.642	167	30.188	175	35.711	201	203	8	2:42.788	1:14.174	90	43.849	104	44.765	198	144
4	1:57.692	51.674	169	30.328	175	35.690	199	<b>210</b>	<b>9</b>	<b>1:56.202</b>	51.019	<b>170</b>	<b>29.643</b>	176	35.540	<b>203</b>	209
5	1:56.424	51.221	166	29.928	175	<b>35.275</b>	201	207									

<b>15</b>	Ralph Boschung, CHE ,								<b>theoretical besttime: 1:55.886</b>								
1	2:06.241	59.684	166	30.553	172	36.004	198	161	7	2:46.460	1:14.055	89	44.262	131	48.143	129	174
2	1:57.727	52.016	169	29.928	173	35.783	200	207	8	2:44.669	1:14.655	97	43.829	123	46.185	201	133
3	1:56.537	51.305	169	29.628	171	35.604	200	208	9	1:56.445	51.368	171	<b>29.508</b>	177	<b>35.569</b>	<b>203</b>	211
4	1:56.393	50.942	<b>171</b>	29.639	170	35.812	199	208	10	2:01.434	50.809	170	29.515	<b>177</b>	41.110	154	210
5	1:56.546	51.060	169	29.698	174	35.788	201	211	11	2:41.195	1:09.525	88	43.071	132	48.599	154	167
6	<b>1:56.363</b>	51.163	170	29.590	173	35.610	192	<b>211</b>	12	2:44.033	1:12.849	93	43.940	88	47.244	198	147

<b>18</b>	David Kolkmann, DEU ,								<b>theoretical besttime: 1:58.729</b>								
1	2:14.216	1:05.373	161	31.427	157	37.416	196	166	7	2:24.798	54.703	149	43.409	90	46.686	127	184
2	2:02.140	54.038	165	31.139	172	36.963	197	184	8	2:42.456	1:13.706	95	43.634	122	45.116	197	127
3	2:02.076	53.568	165	31.082	169	37.426	195	199	<b>9</b>	<b>1:59.457</b>	52.783	<b>167</b>	<b>30.609</b>	<b>173</b>	<b>36.065</b>	<b>199</b>	194
4	2:01.040	53.526	166	30.953	171	36.561	197	197	10	2:00.008	52.055	167	30.878	173	37.075	154	201
5	1:59.807	52.628	166	30.916	172	36.263	197	<b>207</b>	11	2:41.295	1:07.051	84	45.490	109	48.754	119	147
6	2:01.067	53.179	164	30.867	174	37.021	194	197	12	2:40.907	1:10.992	81	45.905	127	44.010	196	133

<b>19</b>	Igor Waliiko, POL ,								<b>theoretical besttime: 1:57.511</b>								
1	2:13.369	1:04.543	161	31.064	159	37.762	<b>201</b>	171	7	2:28.711	56.836	103	45.231	95	46.644	127	183
2	2:00.863	52.819	164	30.855	158	37.189	199	196	8	2:42.753	1:13.928	95	43.351	120	45.474	200	129
3	2:00.991	52.279	166	30.799	164	37.913	199	204	<b>9</b>	<b>1:58.211</b>	51.686	<b>170</b>	<b>30.321</b>	<b>167</b>	<b>36.204</b>	<b>200</b>	201
4	2:00.796	52.377	162	31.288	157	37.131	200	198	10	2:00.660	50.986	161	30.778	162	38.896	122	<b>209</b>
5	1:59.375	52.092	166	30.790	166	36.493	200	202	11	2:41.817	1:07.737	82	45.175	112	48.905	107	153
6	2:00.044	51.906	163	31.307	159	36.831	199	204	12	2:40.780	1:10.793	93	45.936	130	44.051	199	140



Circuit Zandvoort, Length: 4307 m

Air temperature: 10.5°C

Track temperature: 11.0°C

Weather condition: Wet

# Formel ADAC

## Vmax list Race 2

Provisional

Reg. Nr.: 0301.14.127

Sunday 11.5.2014 09:55



Nr	Team, Car, Driver, Nat	Top speed
3	<b>Mücke-Motorsport, Formel ADAC</b> Dienst Marvin , DEU	212,47 km/h
7	<b>Neuhauser Racing Team, Formel ADAC</b> Zimmermann Tim , DEU	212,22 km/h
9	<b>Schiller-Motorsport, Formel ADAC</b> Schiller Fabian , DEU	211,93 km/h
15	<b>Lotus, Formel ADAC</b> Boschung Ralph , CHE	210,98 km/h
1	<b>Mücke-Motorsport, Formel ADAC</b> Günther Maximilian , DEU	210,94 km/h
14	<b>Lotus, Formel ADAC</b> Eriksson Joel , SWE	210,24 km/h
2	<b>Mücke-Motorsport, Formel ADAC</b> Schramm Kim Luis , DEU	209,55 km/h
19	<b>JBR Motorsport &amp; Engineering, Formel ADAC</b> Walilko Igor , POL	209,06 km/h
5	<b>Mücke-Motorsport, Formel ADAC</b> Hamprecht Philip , DEU	208,70 km/h
8	<b>Neuhauser Racing Team, Formel ADAC</b> Jensen Mikkel , DEN	208,37 km/h
12	<b>Lotus, Formel ADAC</b> Marschall Dennis , DEU	208,01 km/h
10	<b>Schiller-Motorsport, Formel ADAC</b> Menzel Nico , DEU	207,85 km/h
18	<b>JBR Motorsport &amp; Engineering, Formel ADAC</b> Kolkmann David , DEU	207,37 km/h
4	<b>Mücke-Motorsport, Formel ADAC</b> Maggi Giorgio , CHE	206,86 km/h