

# ADAC GT Masters

## Results Warm Up

Provisional



Circuit Zandvoort, Length: 4307 m

Air temperature: 10.5°C

Track temperature: 10.7°C

Weather condition: Wet

Reg. Nr.: 0301.14.127

Sunday 11.5.2014 08:30

started : 23      classified : 23      not classified : 0

	Drivers	Team	Car	Lap	Best Time	Gap	Diff	Kph	Day Time
1	3 K.Estre/J.van Lagen	GW IT Racing Team Schütz Motors	Porsche 911 GT3 R	4	<b>1:52.333</b>			138,0	8:38:15
2	12 C.Jöns/M.Winkelhock	Prosperia C. Abt Racing	Audi R8 LMS ultra	6	<b>1:52.912</b>	0.579	0.579	137,3	8:43:11
3	19 C.Hürtgen/D.Baumann	PIXUM Team Schubert	BMW Z4 GT3	3	<b>1:52.988</b>	0.655	0.076	137,2	8:35:54
4	100 F.Stoll/D.Dobitsch	kfzteile24 APR Motorsport	Audi R8 LMS ultra	8	<b>1:53.687</b>	1.354	0.699	136,4	8:45:34
5	10 K.van der Linde/R.Rast	Prosperia C. Abt Racing	Audi R8 LMS ultra	3	<b>1:53.708</b>	1.375	0.021	136,4	8:36:07
6	20 M.Sandritter/J.Klingmann	PIXUM Team Schubert	BMW Z4 GT3	2	<b>1:53.775</b>	1.442	0.067	136,3	8:34:07
7	8 R.Renauer/N.Siedler	TONINO Team Herberth	Porsche 911 GT3 R	6	<b>1:53.911</b>	1.578	0.136	136,1	8:42:20
8	23 J.Seyffarth/M.Engel	ROWE RACING	Mercedes-Benz SLS AMG GT3	3	<b>1:54.290</b>	1.957	0.379	135,7	8:35:53
9	11 F.Hamprecht/N.Thiim	Prosperia C. Abt Racing	Audi R8 LMS ultra	8	<b>1:54.317</b>	1.984	0.027	135,6	8:46:52
10	1 A.Wirth/D.Keilwitz	Callaway Competition	Corvette Z06.R GT3	6	<b>1:54.354</b>	2.021	0.037	135,6	8:42:51
11	26 M.Götz/M.Buhk	H.T.P. Motorsport	Mercedes-Benz SLS AMG GT3	8	<b>1:54.587</b>	2.254	0.233	135,3	8:46:24
12	5 N.Morcom/M.Farnbacher	Farnbacher Racing	Porsche 911 GT3 R	5	<b>1:54.690</b>	2.357	0.103	135,2	8:42:48
13	16 R.Frey/P.Geipel	YACO Racing	Audi R8 LMS ultra	3	<b>1:54.784</b>	2.451	0.094	135,1	8:36:16
14	21 L.Ludwig/A.Day	BKK Mobil Oil Zakspeed	Mercedes-Benz SLS AMG GT3	4	<b>1:54.795</b>	2.462	0.011	135,1	8:45:20
15	27 L.Stolz/H.Frentzen	H.T.P. Motorsport	Mercedes-Benz SLS AMG GT3	7	<b>1:54.956</b>	2.623	0.161	134,9	8:46:40
16	13 D.Jahn/S.Barth	RWT RACING Team	Corvette Z06.R GT3	3	<b>1:55.816</b>	3.483	0.860	133,9	8:36:19
17	7 H.Handlos(*G*)/A.Renauer	TONINO Team Herberth	Porsche 911 GT3 R	7	<b>1:56.257</b>	3.924	0.441	133,4	8:45:55
18	2 P.Assenheimer/D.Alessi	Callaway Competition	Corvette Z06.R GT3	4	<b>1:56.321</b>	3.988	0.064	133,3	8:38:34
19	6 S.Asch/P.Frommenwiler	Farnbacher Racing	Porsche 911 GT3 R	3	<b>1:56.690</b>	4.357	0.369	132,9	8:35:59
20	14 F.Spengler/M.Asmer	MRS GT-Racing	McLaren MP4-12C GT3	3	<b>1:57.363</b>	5.030	0.673	132,1	8:36:22
21	17 R.Lips(*G*)/L.Marionek	Callaway Competition	Corvette Z06.R GT3	4	<b>1:58.176</b>	5.843	0.813	131,2	8:38:27
22	24 A.von Thum und Taxis/P.Kox	Reiter Engineering	Chevrolet Camaro GT	3	<b>1:59.861</b>	7.528	1.685	129,4	8:36:32
23	18 T.Seiler(*G*)/J.Bleekemolen	Callaway Competition	Corvette Z06.R GT3	2	<b>4:13.635</b>	2:21.302	2:13.774	61,1	8:37:32

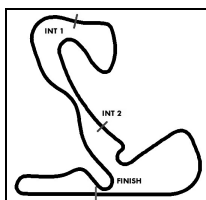
(\*G\*) marks the gentlemen driver

Subject to final scrutineering!

Publications Time:

Clerk of the course:

Time Keeping:



# ADAC GT Masters

## Lap analysis Warm Up



Provisional

Reg. Nr.: 0301.14.127

Sunday 11.5.2014 08:30

Circuit Zandvoort, Length: 4307 m

Air temperature: 10.5°C

Track temperature: 10.7°C

Weather condition: Wet

Lap	Time	SE1	SP1	SE2	SP2	SE3	SP3	TSP	Lap	Time	SE1	SP1	SE2	SP2	SE3	SP3	TSP
<b>1</b>	Andreas Wirth, DEU/ Daniel Keilwitz, DEU								<b>theoretical besttime: 1:54.098</b>								
1	3:15.286	2:07.774	157	31.302	182	36.210	227		5	1:54.735	50.510	181	<b>29.356</b>	205	34.869	229	229
2	1:56.513	52.280	179	29.474	187	34.759	235	210	<b>6</b>	<b>1:54.354</b>	50.159	183	29.467	<b>209</b>	34.728	238	<b>231</b>
3	1:55.940	50.945	182	29.996	204	34.999	237	214	7	1:54.968	50.273	<b>183</b>	29.606	204	35.089	237	223
4	1:54.604	50.576	181	29.445	203	<b>34.583</b>	<b>238</b>	228	8	2:02.588	50.671	181	29.881	206	42.036		217

<b>2</b>	Patrick Assenheimer, DEU/ Diego Alessi, ITA								<b>theoretical besttime: 1:55.730</b>								
1	2:44.731	1:37.986	166	30.872	191	35.873	<b>231</b>		5	2:04.132	51.694	175	30.146	202	42.292		225
2	1:56.337	51.551	<b>177</b>	<b>29.746</b>	207	<b>35.040</b>	229	216	6	4:27.238	3:21.338	126	30.662	196	35.238	230	
3	1:56.682	51.015	176	29.899	<b>209</b>	35.768	228	217	7	2:02.944	50.295	178	30.200	208	42.449		225
4	<b>1:56.321</b>	<b>50.944</b>	175	30.171	203	35.206	229	<b>228</b>									

<b>3</b>	Kevin Estre, DEU/ Jaap van Lagen, NLD								<b>theoretical besttime: 1:52.242</b>								
1	2:36.621	1:24.876	106	36.368	139	35.377	226		<b>4</b>	<b>1:52.333</b>	48.964	173	29.089	<b>198</b>	<b>34.280</b>	228	223
2	1:53.115	49.062	171	<b>28.998</b>	193	35.055	229	213	5	2:01.402	49.633	165	29.797	165	41.972		<b>228</b>
3	1:52.968	49.106	<b>175</b>	29.224	195	34.638	<b>231</b>	221	6	4:43.242	3:31.713	166	29.635	194	41.894		

<b>5</b>	Nathan Morcom, AUS/ Mario Farnbacher, DEU								<b>theoretical besttime: 1:54.228</b>								
1	2:08.188	1:02.490	160	30.188	177	35.510	227		<b>5</b>	<b>1:54.690</b>	50.622	174	29.339	189	34.729	<b>229</b>	208
2	1:55.158	51.019	166	29.299	190	34.840	228	200	6	2:13.228	1:08.631	171	29.401	181	35.196	228	<b>218</b>
3	2:01.183	<b>50.485</b>	173	29.216	182	41.482		199	7	2:02.317	51.069	173	29.678	182	41.570		204
4	4:49.088	3:45.345	<b>175</b>	<b>29.112</b>	<b>194</b>	<b>34.631</b>	228										

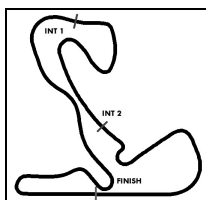
<b>6</b>	Sebastian Asch, DEU/ Philipp Frommenwiler, CHE								<b>theoretical besttime: 1:55.166</b>								
1	2:05.062	59.896	166	29.546	<b>197</b>	35.620	223		5	3:20.667	2:15.595	167	30.195	192	<b>34.877</b>	227	
2	1:57.893	51.685	139	30.221	180	35.987	227	200	6	2:02.974	51.298	171	29.741	185	41.935		205
3	<b>1:56.690</b>	52.130	178	<b>29.272</b>	195	35.288	226	182	7	2:40.450	1:36.066	<b>180</b>	29.372	195	35.012	<b>227</b>	
4	2:03.742	<b>51.017</b>	173	30.152	192	42.573		<b>211</b>	8	2:02.912	50.295	183	29.494	198	43.123		201

<b>7</b>	Herbert Handlos, AUT/ Alfred Renauer, DEU								<b>theoretical besttime: 1:56.257</b>								
1	2:44.377	1:32.063	128	35.187	130	37.127	222		5	3:10.830	2:05.636	174	29.687	186	35.507	223	
2	2:02.719	55.589	156	30.921	181	36.209	222	<b>216</b>	6	1:56.849	51.492	171	29.491	194	35.866	223	193
3	1:58.538	52.587	164	29.949	179	36.002	<b>225</b>	209	<b>7</b>	<b>1:56.257</b>	51.434	<b>178</b>	<b>29.414</b>	<b>197</b>	<b>35.409</b>	224	199
4	2:05.720	51.831	170	29.927	193	43.962		215	8	2:13.923	58.735	141	31.038	185	44.150		175

<b>8</b>	Robert Renauer, DEU/ Norbert Siedler, AUT								<b>theoretical besttime: 1:53.696</b>								
1	2:42.514	1:30.547	135	34.883	148	37.084	224		5	1:55.266	50.635	177	29.359	186	35.272	226	218
2	1:55.074	50.879	177	29.355	192	34.840	226	207	<b>6</b>	<b>1:53.911</b>	50.414	178	<b>29.087</b>	<b>197</b>	<b>34.410</b>	<b>227</b>	209
3	1:55.320	50.628	178	29.407	187	35.285	227	208	7	1:54.317	50.199	<b>180</b>	29.191	196	34.927	226	<b>222</b>
4	1:58.785	52.615	167	29.982	191	36.188	227	197	8	2:06.003	51.128	173	29.920	194	44.955		217

<b>10</b>	Kelvin van der Linde, ZAF/ Rene Rast, DEU								<b>theoretical besttime: 1:53.693</b>								
1	2:18.653	1:10.522	150	32.528	158	35.603	221		5	3:05.257	2:01.213	174	29.423	197	34.621	<b>228</b>	
2	1:54.928	51.413	171	<b>29.060</b>	192	34.455	227	204	6	2:01.986	51.002	177	29.603	190	41.381		<b>216</b>
3	<b>1:53.708</b>	<b>50.250</b>	178	29.075	<b>203</b>	<b>34.383</b>	226	213	7	2:26.165	1:16.046	<b>180</b>	29.328	198	40.791		
4	2:01.160	50.461	174	29.210	194	41.489		215									

<b>11</b>	Fabian Hamprecht, DEU/ Nicki Thiim, DNK								<b>theoretical besttime: 1:54.215</b>								
1	2:23.010	1:11.498	163	29.907	186	41.605			6	1:54.869	50.342	175	<b>29.354</b>	176	35.173	225	<b>230</b>
2	2:57.806	1:52.917	168	29.603	178	35.286	225		7	1:55.976	51.475	177	29.371	195	35.130	225	191
3	1:56.183	51.344	173	29.489	186	35.350	225	204	<b>8</b>	<b>1:54.317</b>	50.214	<b>178</b>	29.425	<b>197</b>	<b>34.678</b>	<b>226</b>	227
4	1:55.721	50.831	177	29.379	185	35.511	224	224	9	2:03.318	50.936	178	29.499	180	42.883		226
5	1:54.719	<b>50.183</b>	178	29.424	197	35.112	224	226									



# ADAC GT Masters

## Lap analysis Warm Up



Provisional

Reg. Nr.: 0301.14.127

Sunday 11.5.2014 08:30

Circuit Zandvoort, Length: 4307 m

Air temperature: 10.5°C

Track temperature: 10.7°C

Weather condition: Wet

Lap	Time	SE1	SP1	SE2	SP2	SE3	SP3	TSP	Lap	Time	SE1	SP1	SE2	SP2	SE3	SP3	TSP
<b>12</b>	Christer Jöns, DEU/ Markus Winkelhock, DEU								<b>theoretical besttime: 1:52.912</b>								
1	2:20.381	1:13.658	148	30.848	164	35.875	220		5	1:53.913	50.307	179	29.179	<b>202</b>	34.427	225	<b>239</b>
2	1:55.064	51.202	170	29.296	189	34.566	225	191	<b>6</b>	<b>1:52.912</b>	49.493	178	<b>29.166</b>	199	<b>34.253</b>	225	235
3	2:06.568	52.358	145	30.167	180	44.043		206	7	1:55.380	51.005	<b>180</b>	29.314	195	35.061	<b>225</b>	198
4	3:02.882	1:57.864	179	30.266	200	34.752	225		8	2:05.856	50.649	167	30.488	195	44.719		218

<b>13</b>	David Jahn, DEU/ Sven Barth, DEU								<b>theoretical besttime: 1:55.714</b>								
1	2:27.793	1:18.313	139	32.636	164	36.844	223		5	2:57.556	1:51.938	161	30.051	173	35.567	227	
2	1:56.219	50.906	163	30.055	190	<b>35.258</b>	229	211	6	1:59.314	53.794	169	30.083	187	35.437	<b>229</b>	193
3	<b>1:55.816</b>	50.582	<b>178</b>	<b>29.893</b>	192	35.341	229	216	7	1:56.881	51.553	178	29.911	<b>194</b>	35.417	228	198
4	2:04.720	<b>50.563</b>	175	30.967	167	43.190		<b>226</b>	8	2:05.090	51.893	177	30.092	187	43.105		207

<b>14</b>	Florian Spengler, DEU/ Marko Asmer, EST								<b>theoretical besttime: 1:57.101</b>								
1	2:26.097	1:17.938	136	31.217	143	36.942	223		4	1:57.610	52.172	159	30.031	181	<b>35.407</b>	<b>226</b>	<b>211</b>
2	1:59.085	52.157	158	30.970	165	35.958	224	197	5	2:06.475	51.903	158	30.273	175	44.299		209
3	<b>1:57.363</b>	52.024	159	<b>29.791</b>	178	35.548	225	203	6	3:12.913	1:50.293	<b>167</b>	30.114	<b>190</b>	52.506		

<b>16</b>	Rahel Frey, CHE/ Philip Geipel, DEU								<b>theoretical besttime: 1:54.654</b>								
1	2:24.159	1:15.701	138	31.990	162	36.468	220		5	3:09.083	2:03.392	169	30.350	185	35.341	225	
2	1:57.164	52.312	171	29.829	181	35.023	225	201	6	2:03.552	51.621	176	32.962	80	38.969	225	218
3	<b>1:54.784</b>	50.609	<b>179</b>	29.497	191	<b>34.678</b>	226	212	7	1:54.984	50.722	176	29.557	186	34.705	<b>226</b>	<b>224</b>
4	2:01.361	<b>50.484</b>	175	<b>29.492</b>	<b>198</b>	41.385		216	8	2:07.592	52.533	166	30.178	179	44.881		224

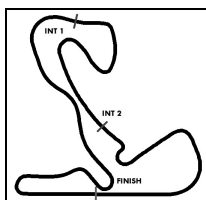
<b>17</b>	Remo Lips, CHE/ Lennart Marioneck, DEU								<b>theoretical besttime: 1:57.223</b>								
1	2:31.422	1:22.895	160	31.659	184	36.868	222		5	2:06.501	52.729	<b>177</b>	30.239	<b>193</b>	43.533		208
2	1:59.702	52.274	173	30.356	175	37.072	227	207	6	3:15.206	2:07.873	161	30.806	183	36.527	225	
3	1:58.528	<b>51.431</b>	174	30.607	192	36.490	228	<b>224</b>	7	1:58.903	53.111	170	<b>29.967</b>	187	<b>35.825</b>	227	210
4	<b>1:58.176</b>	51.745	174	30.380	190	36.051	<b>229</b>	206	8	2:09.018	54.470	170	29.963	180	44.585		196

<b>18</b>	Toni Seiler, CHE/ Jeroen Bleekemolen, NLD								<b>theoretical besttime: 1:55.282</b>								
1	3:19.228	2:05.823	163	30.311	162	43.094			3	2:04.522	50.451	<b>182</b>	<b>29.235</b>	<b>179</b>	44.836		<b>206</b>
2	<b>4:13.635</b>	3:08.489	171	29.550	178	<b>35.596</b>	<b>228</b>										

<b>19</b>	Claudia Hürtgen, DEU/ Dominik Baumann, AUT								<b>theoretical besttime: 1:52.740</b>								
1	2:07.041	1:00.310	166	29.927	178	36.804	223		6	1:54.356	49.887	180	29.802	187	34.667	227	212
2	1:54.262	50.183	155	29.709	190	<b>34.370</b>	<b>230</b>	213	7	1:53.675	49.903	180	29.282	196	34.490	227	210
3	<b>1:52.988</b>	<b>49.248</b>	<b>181</b>	<b>29.122</b>	197	34.618	229	<b>233</b>	8	1:54.188	49.986	178	29.486	193	34.716	227	226
4	2:01.525	50.598	175	29.471	<b>201</b>	41.456		223	9	2:01.039	49.832	178	29.612	187	41.595		224
5	2:51.932	1:47.472	169	29.817	183	34.643	228										

<b>20</b>	Max Sandritter, DEU/ Jens Klingmann, DEU								<b>theoretical besttime: 1:52.431</b>								
1	2:13.505	1:04.674	162	32.820	181	36.011	224		5	3:56.509	2:52.902	180	29.277	201	<b>34.330</b>	228	
2	<b>1:53.775</b>	49.794	<b>182</b>	<b>29.043</b>	198	34.938	225	219	6	1:59.484	49.058	180	29.207	202	41.219		<b>229</b>
3	1:53.995	49.911	169	29.446	194	34.638	<b>228</b>	217	7	2:51.328	1:46.566	166	29.717	196	35.045	226	
4	2:00.483	49.640	171	29.297	<b>202</b>	41.546		221	8	2:05.155	50.927	171	29.887	186	44.341		216

<b>21</b>	Luca Ludwig, DEU/ Alon Day, ISR								<b>theoretical besttime: 1:54.795</b>								
1	4:26.661	2:56.931	104	38.855	163	50.875			<b>4</b>	<b>1:54.795</b>	50.407	<b>181</b>	<b>29.341</b>	<b>193</b>	<b>35.047</b>	<b>227</b>	<b>208</b>
2	7:03.029	5:55.546	173	31.540	157	35.943	224		5	2:10.230	53.774	170	30.188	164	46.268		203
3	1:56.270	51.276	175	29.736	177	35.258	226	190									



# ADAC GT Masters

## Lap analysis Warm Up



Provisional

Reg. Nr.: 0301.14.127

Sunday 11.5.2014 08:30

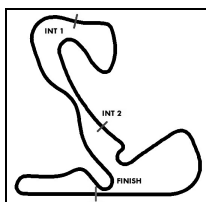
Circuit Zandvoort, Length: 4307 m

Air temperature: 10.5°C

Track temperature: 10.7°C

Weather condition: Wet

Lap	Time	SE1	SP1	SE2	SP2	SE3	SP3	TSP	Lap	Time	SE1	SP1	SE2	SP2	SE3	SP3	TSP
<b>23</b> Jan Seyffarth, DEU/ Maro Engel, DEU									<b>theoretical besttime: 1:53.989</b>								
1	2:04.003	57.999	173	30.290	199	35.714	224		5	2:01.072	50.551	182	29.477	205	41.044		<b>233</b>
2	1:54.880	50.303	180	<b>29.413</b>	203	35.164	224	219	6	3:16.527	2:11.928	<b>183</b>	29.597	204	35.002	226	
3	<b>1:54.290</b>	<b>49.641</b>	182	29.564	204	35.085	225	231	7	1:56.045	51.282	179	29.785	<b>206</b>	34.978	225	202
4	1:57.289	51.894	111	30.460	204	<b>34.935</b>	<b>228</b>	230	8	2:03.711	50.688	181	29.908	205	43.115		204
<b>24</b> Albert von Thurn und Taxis, DEU/ Peter Kox, NLD									<b>theoretical besttime: 1:59.478</b>								
1	2:28.516	1:14.802	138	33.345	148	40.369	219		4	2:00.744	52.692	169	31.435	169	36.617	231	
2	2:04.262	54.508	168	30.612	<b>185</b>	39.142	220	175	5	2:01.124	54.203	169	30.328	172	36.593	224	<b>203</b>
3	<b>1:59.861</b>	53.075	<b>175</b>	<b>30.281</b>	181	<b>36.505</b>	<b>232</b>	193	6	2:15.592	53.057	161	34.979	138	47.556		192
<b>26</b> Maximilian Götz, DEU/ Maximilian Buhk, DEU									<b>theoretical besttime: 1:54.537</b>								
1	2:56.842	1:49.912	161	30.313	170	36.617	224		6	1:55.093	50.494	181	29.390	196	35.209	227	220
2	1:56.088	51.260	180	29.462	191	35.366	225	210	7	1:55.302	50.747	<b>182</b>	29.433	195	35.122	227	221
3	1:55.748	51.228	180	<b>29.323</b>	189	35.197	<b>228</b>	223	<b>8</b>	<b>1:54.587</b>	50.332	182	29.373	<b>202</b>	<b>34.882</b>	<b>228</b>	223
4	1:55.445	50.776	177	29.381	195	35.288	226	218	9	2:04.680	53.165	176	29.491	198	42.024		198
5	1:54.922	50.523	180	29.371	198	35.028	228	<b>234</b>									
<b>27</b> Luca Stolz, DEU/ Heinz-Harald Frentzen, DEU									<b>theoretical besttime: 1:54.722</b>								
1	3:29.663	2:23.453	165	30.016	181	36.194	223		6	3:21.211	2:16.176	181	29.396	197	35.639	225	
2	1:58.599	52.883	171	29.872	186	35.844	225	209	<b>7</b>	<b>1:54.956</b>	50.431	180	<b>29.150</b>	<b>202</b>	35.375	227	<b>227</b>
3	1:56.573	51.496	170	29.313	196	35.764	226	218	8	1:55.547	50.567	179	29.371	199	35.609	226	215
4	1:55.365	50.916	<b>181</b>	29.308	200	<b>35.141</b>	<b>227</b>	217	9	1:51.175							197
5	2:04.468	51.536	178	29.462	191	43.470		223									
<b>100</b> Florian Stoll, DEU/ Daniel Dobitsch, AUT									<b>theoretical besttime: 1:53.374</b>								
1	2:10.799	1:02.926	158	30.598	175	37.275	220		6	1:54.469	50.337	178	29.487	<b>205</b>	34.645	224	230
2	1:55.243	51.031	172	29.453	196	34.759	223	224	7	1:54.228	50.265	177	29.444	201	34.519	224	231
3	1:56.340	50.896	171	30.256	176	35.188	224	218	<b>8</b>	<b>1:53.687</b>	49.672	<b>181</b>	29.569	196	<b>34.446</b>	222	<b>236</b>
4	1:55.306	50.721	177	29.623	192	34.962	<b>225</b>	217	9	2:08.784	54.801	156	30.737	180	43.246		226
5	1:54.578	50.458	179	<b>29.256</b>	197	34.864	223	225									



# ADAC GT Masters

## Vmax list Warm Up

Provisional

Reg. Nr.: 0301.14.127

Sunday 11.5.2014 08:30



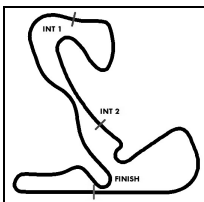
Circuit Zandvoort, Length: 4307 m

Air temperature: 10.5°C

Track temperature: 10.7°C

Weather condition: Wet

Nr	Team, Car, Driver, Nat	Top speed
12	<b>Prosperia C. Abt Racing, Audi R8 LMS ultra</b> Jöns Christer , DEU Winkelhock Markus , DEU	238,67 km/h
100	<b>kfzteile24 APR Motorsport, Audi R8 LMS ultra</b> Stoll Florian , DEU Dobitsch Daniel , AUT	235,60 km/h
26	<b>H.T.P. Motorsport, Mercedes-Benz SLS AMG GT3</b> Götz Maximilian , DEU Buhk Maximilian , DEU	234,27 km/h
19	<b>PIXUM Team Schubert, BMW Z4 GT3</b> Hürtgen Claudia , DEU Baumann Dominik , AUT	232,76 km/h
23	<b>ROWE RACING, Mercedes-Benz SLS AMG GT3</b> Seyffarth Jan , DEU Engel Maro , DEU	232,66 km/h
1	<b>Callaway Competition, Corvette Z06.R GT3</b> Wirth Andreas , DEU Keilwitz Daniel , DEU	231,46 km/h
11	<b>Prosperia C. Abt Racing, Audi R8 LMS ultra</b> Hamprrecht Fabian , DEU Thiim Nicki , DNK	229,84 km/h
20	<b>PIXUM Team Schubert, BMW Z4 GT3</b> Sandritter Max , DEU Klingmann Jens , DEU	228,96 km/h
2	<b>Callaway Competition, Corvette Z06.R GT3</b> Assenheimer Patrick , DEU Alessi Diego , ITA	227,66 km/h
3	<b>GW IT Racing Team Schütz Motorsport, Porsche 911 GT3 R</b> Estre Kevin , DEU van Lagen Jaap , NLD	227,56 km/h
27	<b>H.T.P. Motorsport, Mercedes-Benz SLS AMG GT3</b> Stolz Luca , DEU Frentzen Heinz-Harald , DEU	227,46 km/h
13	<b>RWT RACING Team, Corvette Z06.R GT3</b> Jahn David , DEU Barth Sven , DEU	225,75 km/h
17	<b>Callaway Competition, Corvette Z06.R GT3</b> Lips Remo , CHE Marioneck Lennart , DEU	224,02 km/h
16	<b>YACO Racing, Audi R8 LMS ultra</b> Frey Rahel , CHE Geipel Philip , DEU	223,93 km/h



# ADAC GT Masters

## Vmax list Warm Up

Provisional

Reg. Nr.: 0301.14.127

Sunday 11.5.2014 08:30



Circuit Zandvoort, Length: 4307 m

Air temperature: 10.5°C

Track temperature: 10.7°C

Weather condition: Wet

Nr	Team, Car, Driver, Nat	Top speed
8	<b>TONINO Team Herberth, Porsche 911 GT3 R</b> Renauer Robert , DEU Siedler Norbert , AUT	222,13 km/h
5	<b>Farnbacher Racing, Porsche 911 GT3 R</b> Morcom Nathan , AUS Farnbacher Mario , DEU	218,49 km/h
7	<b>TONINO Team Herberth, Porsche 911 GT3 R</b> Handlos Herbert , AUT Renauer Alfred , DEU	216,04 km/h
10	<b>Prosperia C. Abt Racing, Audi R8 LMS ultra</b> van der Linde Kelvin , ZAF Rast Rene , DEU	216,00 km/h
14	<b>MRS GT-Racing, McLaren MP4-12C GT3</b> Spengler Florian , DEU Asmer Marko , EST	211,27 km/h
6	<b>Farnbacher Racing, Porsche 911 GT3 R</b> Asch Sebastian , DEU Frommenwiler Philipp , CHE	210,57 km/h
21	<b>BKK Mobil Oil Zakspeed, Mercedes-Benz SLS AMG GT3</b> Ludwig Luca , DEU Day Alon , ISR	208,21 km/h
18	<b>Callaway Competition, Corvette Z06.R GT3</b> Seiler Toni , CHE Bleekemolen Jeroen , NLD	205,71 km/h
24	<b>Reiter Engineering, Chevrolet Camaro GT</b> von Thurn und Taxis Albert , DEU Kox Peter , NLD	202,70 km/h