

Formel ADAC

Result List Race 1

Provisional

Reg. Nr.: 0301.14.127

Saturday 10.5.2014 13:35



Circuit Zandvoort, Length: 4307 m

Air temperature: 11.4°C

Track temperature: 11.5°C

Weather condition: Wet

started : 14

classified : 9

not classified : 5

	Competitor Drivers	Sponsor Car	Laps	Total Time	Gap	Kph	Lap	Time	Kph
1	8 Neuhauser Racing Team M.Jensen(DEN)	Formel ADAC	4	22:27.145		46,0	3	1:58.962	130,3
2	7 Neuhauser Racing Team T.Zimmermann(DEU)	ADAC Württemberg Formel ADAC	4	22:27.955	0.810	46,0	4	1:58.853	130,5
3	2 ADAC Berlin-Brandenburg e.V. K.Schramm(DEU)	Formel ADAC	4	22:30.310	3.165	45,9	4	2:00.300	128,9
4	15 Lotus R.Boschung(CHE)	Formel ADAC	4	22:32.136	4.991	45,9	4	2:00.789	128,4
5	3 ADAC Berlin-Brandenburg e.V. M.Dienst(DEU)	ADAC Nordbaden e.V. Formel ADAC	4	22:33.730	6.585	45,8	4	2:00.991	128,2
6	12 Lotus D.Marschall(DEU)	ADAC Nordbaden e.V. Formel ADAC	4	22:35.428	8.283	45,8	4	2:01.719	127,4
7	5 ADAC Berlin-Brandenburg e.V. P.Hamprecht(DEU)	Formel ADAC	4	22:37.581	10.436	45,7	4	2:00.547	128,6
8	19 JBR Motorsport & Engineering I.Walilko(POL)	Formel ADAC	4	22:40.408	13.263	45,6	4	2:03.438	125,6
9	18 JBR Motorsport & Engineering D.Kolkmann(DEU)	Formel ADAC	4	22:41.859	14.714	45,5	4	2:03.010	126,0

not classified

1	ADAC Berlin Brandenburg e.V. M.Günther(DEU)	Formel ADAC
9	Schiller-Motorsport F.Schiller(DEU)	ADAC Nordrhein e.V. Formel ADAC
14	Lotus J.Eriksson(SWE)	Formel ADAC
10	Schiller-Motorsport N.Menzel(DEU)	Formel ADAC
4	ADAC Berlin-Brandenburg e.V. G.Maggi(CHE)	Formel ADAC

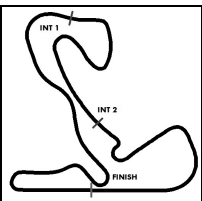
Fastest lap of the race. Car 7 driver on lap 4. Time 1:58.853, average speed 130,5 km/h.

Subject to final scrutineering!

Publications Time:

Clerk of the course:

Time Keeping:



Formel ADAC

Lap chart Race 1

Provisional

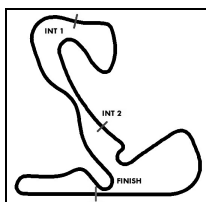


Circuit Zandvoort, Length: 4307 m

Saturday 10.5.2014 13:35

POS	1	2	3	4	5	6	7	8	9	10	11	12	13	14	15	16
LAP 1	8	7	2	15	3	12	18	19	5							
LAP 2	8	7	2	15	3	12	18	19	5							
LAP 3	8	7	2	15	3	12	19	5	18							
LAP 4	8	7	2	15	3	12	5	19	18							

. - PIT STOP ' - LAP BEHIND



Formel ADAC

Lap analysis Race 1



Provisional

Reg. Nr.: 0301.14.127

Saturday 10.5.2014 13:35

Circuit Zandvoort, Length: 4307 m

Air temperature: 11.4°C

Track temperature: 11.5°C

Weather condition: Wet

Lap	Time	SE1	SP1	SE2	SP2	SE3	SP3	TSP	Lap	Time	SE1	SP1	SE2	SP2	SE3	SP3	TSP
2	Kim Luis Schramm, DEU ,								theoretical besttime: 2:00.099								
1	15:37.970	1:10.422	133	35.009	124	13:52.539	64	137	4	2:00.300	53.180	168	30.313	171	36.807	194	200
2	2:51.368	1:14.971	96	44.069	105	52.328	192	100									
3	2:00.672	53.494	166	30.572	169	36.606	195	188									

3	Marvin Dienst, DEU ,								theoretical besttime: 2:00.991								
1	15:39.850	1:11.988	119	35.341	89	13:52.521	59	132	4	2:00.991	53.588	163	30.567	171	36.836	197	185
2	2:50.219	1:15.155	94	44.746	130	50.318	194	100									
3	2:02.670	54.699	154	30.954	162	37.017	195	194									

5	Philip Hamprecht, DEU ,								theoretical besttime: 2:00.547								
1	15:44.908	1:16.999	140	35.026	104	13:52.883	94	101	4	2:00.547	52.783	165	31.259	171	36.505	197	202
2	2:47.324	1:13.521	63	44.983	112	48.820	195	125									
3	2:04.802	56.699	156	31.594	170	36.509	199	165									

7	Tim Zimmermann, DEU ,								theoretical besttime: 1:58.853								
1	15:36.870	1:12.807	127	35.398	90	13:48.665	60	126	4	1:58.853	52.267	167	30.383	177	36.203	199	206
2	2:51.674	1:15.456	96	44.159	106	52.059	195	101									
3	2:00.558	53.449	162	30.649	176	36.460	198	192									

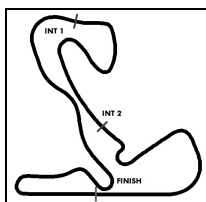
8	Mikkel Jensen, DEN ,								theoretical besttime: 1:58.962								
1	15:35.986	1:09.012	123	34.573	118	13:52.401	55	153	4	2:00.247	53.177	167	30.311	175	36.759	176	200
2	2:51.950	1:15.512	97	43.965	112	52.473	194	110									
3	1:58.962	52.754	165	30.137	176	36.071	194	200									

12	Dennis Marschall, DEU ,								theoretical besttime: 2:01.719								
1	15:40.684	2:33.781	85	47.695	93	12:19.208	72	52	4	2:01.719	53.605	165	30.941	169	37.173	194	203
2	2:50.162	1:15.271	88	45.051	116	49.840	193	106									
3	2:02.863	54.619	162	30.969	164	37.275	194	182									

15	Ralph Boschung, CHE ,								theoretical besttime: 2:00.714								
1	15:38.775	1:09.760	132	34.682	113	13:54.333	63	158	4	2:00.789	53.482	163	30.497	165	36.810	194	186
2	2:51.039	1:14.941	96	45.043	135	51.055	193	106									
3	2:01.533	54.301	162	30.490	166	36.742	193	183									

18	David Kolkmann, DEU ,								theoretical besttime: 2:03.010								
1	15:41.984	1:15.083	133	35.649	120	13:51.252	84	125	4	2:03.010	54.364	160	31.324	168	37.322	194	190
2	2:49.707	1:14.839	88	45.130	115	49.738	187	103									
3	2:07.158	57.547	149	31.890	159	37.721	193	174									

19	Igor Waliiko, POL ,								theoretical besttime: 2:03.438								
1	15:43.252	1:14.196	127	35.216	111	13:53.840	87	123	4	2:03.438	54.670	163	31.264	163	37.504	196	188
2	2:48.753	1:14.448	81	44.697	104	49.608	193	101									
3	2:04.965	55.547	159	31.438	158	37.980	195	171									



Circuit Zandvoort, Length: 4307 m

Air temperature: 11.4°C

Track temperature: 11.5°C

Weather condition: Wet

Formel ADAC

Vmax list Race 1

Provisional

Reg. Nr.: 0301.14.127

Saturday 10.5.2014 13:35



Nr	Team, Car, Driver, Nat	Top speed
7	Neuhauser Racing Team, Formel ADAC Zimmermann Tim , DEU	205,79 km/h
12	Lotus, Formel ADAC Marschall Dennis , DEU	202,78 km/h
5	Mücke-Motorsport, Formel ADAC Hamprecht Philip , DEU	202,02 km/h
2	Mücke-Motorsport, Formel ADAC Schramm Kim Luis , DEU	200,26 km/h
8	Neuhauser Racing Team, Formel ADAC Jensen Mikkel , DEN	200,00 km/h
3	Mücke-Motorsport, Formel ADAC Dienst Marvin , DEU	193,69 km/h
18	JBR Motorsport & Engineering, Formel ADAC Kolkmann David , DEU	189,71 km/h
19	JBR Motorsport & Engineering, Formel ADAC Walilko Igor , POL	187,89 km/h
15	Lotus, Formel ADAC Boschung Ralph , CHE	185,69 km/h
1	Mücke-Motorsport, Formel ADAC Günther Maximilian , DEU	km/h
9	Schiller-Motorsport, Formel ADAC Schiller Fabian , DEU	km/h
14	Lotus, Formel ADAC Eriksson Joel , SWE	km/h
10	Schiller-Motorsport, Formel ADAC Menzel Nico , DEU	km/h
4	Mücke-Motorsport, Formel ADAC Maggi Giorgio , CHE	km/h