

Formel ADAC

Result List Qualifying



Provisional

Reg. Nr.: 0301.14.127

Saturday 10.5.2014 09:50

Circuit Zandvoort, Length: 4307 m

Air temperature: 10.7°C

Track temperature: 11.1°C

Weather condition: Wet

started : 14 classified : 14 not classified : 0

	Competitor Drivers	Sponsor Car	Lap	Best Time	Gap	Diff	Kph	Day Time
1	1 ADAC Berlin Brandenburg e.V. M.Günther(DEU)	Formel ADAC	10	1:55.096			134,7	10:22:10
2	8 Neuhauser Racing Team M.Jensen(DEN)	Formel ADAC	10	1:55.668	0.572	0.572	134,0	10:20:57
3	9 Schiller-Motorsport F.Schiller(DEU)	ADAC Nordrhein e.V. Formel ADAC	11	1:56.112	1.016	0.444	133,5	10:21:08
4	7 Neuhauser Racing Team T.Zimmermann(DEU)	ADAC Württemberg Formel ADAC	11	1:56.572	1.476	0.460	133,0	10:23:00
5	2 ADAC Berlin-Brandenburg e.V. K.Schramm(DEU)	Formel ADAC	10	1:56.693	1.597	0.121	132,9	10:21:12
6	15 Lotus R.Boschung(CHE)	Formel ADAC	10	1:56.993	1.897	0.300	132,5	10:21:40
7	14 Lotus J.Eriksson(SWE)	Formel ADAC	11	1:57.169	2.073	0.176	132,3	10:21:59
8	10 Schiller-Motorsport N.Menzel(DEU)	Formel ADAC	11	1:57.516	2.420	0.347	131,9	10:21:05
9	3 ADAC Berlin-Brandenburg e.V. M.Dienst(DEU)	ADAC Nordbaden e.V. Formel ADAC	11	1:58.241	3.145	0.725	131,1	10:21:20
10	12 Lotus D.Marschall(DEU)	ADAC Nordbaden e.V. Formel ADAC	11	1:58.619	3.523	0.378	130,7	10:21:33
11	5 ADAC Berlin-Brandenburg e.V. P.Hamprecht(DEU)	Formel ADAC	6	1:59.851	4.755	1.232	129,4	10:19:30
12	18 JBR Motorsport & Engineering D.Kolkman(DEU)	Formel ADAC	10	2:00.608	5.512	0.757	128,6	10:21:17
13	19 JBR Motorsport & Engineering I.Walilko(POL)	Formel ADAC	3	2:01.311	6.215	0.703	127,8	9:56:33
14	4 ADAC Berlin-Brandenburg e.V. G.Maggi(CHE)	Formel ADAC	6	2:03.311	8.215	2.000	125,7	10:08:55

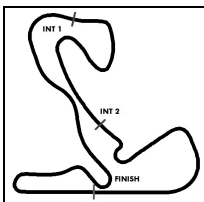
Qualifying Time: 2:07.187 MIN LAPS : 2 Percent: 110%

Subject to final scrutineering!

Publications Time:

Clerk of the course:

Time Keeping:



Formel ADAC

Result List Qualifying 2nd best Race 2



Provisional

Reg. Nr.: 0301.14.127

Saturday 10.5.2014 09:05

Circuit Zandvoort, Length: 4307 m

Air temperature: 10.9°C

Track temperature: 11.2°C

Weather condition: Dry

started : 14 classified : 14 not classified : 0

	Drivers	Sponsor	Car	Lap	Best Time	Gap	Diff	Kph	Day Time
1	1 M.Günther		Formel ADAC	6	1:55.380			134,4	10:08:59
2	8 M.Jensen		Formel ADAC	11	1:56.049	0.669	0.669	133,6	10:22:53
3	9 F.Schiller	ADAC Nordrhein e.V.	Formel ADAC	7	1:56.909	0.860	1.529	132,6	10:08:25
4	7 T.Zimmermann	ADAC Württemberg	Formel ADAC	10	1:56.957	0.048	1.577	132,6	10:21:03
5	15 R.Boschung		Formel ADAC	9	1:57.556	0.599	2.176	131,9	10:19:43
6	14 J.Eriksson		Formel ADAC	7	1:58.103	0.547	2.723	131,3	10:09:32
7	2 K.Schramm		Formel ADAC	6	1:58.144	0.041	2.764	131,2	10:08:18
8	10 N.Menzel		Formel ADAC	10	1:58.236	0.092	2.856	131,1	10:19:08
9	3 M.Dienst	ADAC Nordbaden e.V.	Formel ADAC	10	1:58.454	0.218	3.074	130,9	10:19:21
10	12 D.Marschall	ADAC Nordbaden e.V.	Formel ADAC	10	1:58.886	0.432	3.506	130,4	10:19:34
11	5 P.Hamprecht		Formel ADAC	7	2:00.630	1.744	5.250	128,5	10:21:30
12	18 D.Kolkmann		Formel ADAC	9	2:02.811	2.181	7.431	126,3	10:19:17
13	4 G.Maggi		Formel ADAC	9	2:05.446	2.635	10.066	123,6	10:22:57
14	19 I.Walilko		Formel ADAC	2	2:06.794	1.348	11.414	122,3	9:54:32

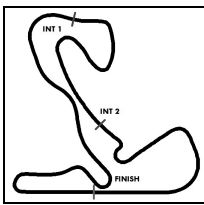
Qualifying Time: 2:07.723 Percent: 110%

Subject to final scrutineering!

Publications Time:

Clerk of the course:

Time Keeping:



Formel ADAC

Lap analysis Qualifying



Provisional

Reg. Nr.: 0301.14.127

Saturday 10.5.2014 09:50

Circuit Zandvoort, Length: 4307 m

Air temperature: 10.7°C

Track temperature: 11.1°C

Weather condition: Wet

Lap	Time	SE1	SP1	SE2	SP2	SE3	SP3	TSP	Lap	Time	SE1	SP1	SE2	SP2	SE3	SP3	TSP
1	Maximilian Günther, DEU ,								theoretical besttime: 1:54.838								
1	3:30.266	2:16.277	126	36.088	119	37.901	192		7	2:07.080	50.911	169	31.660	143	44.509		208
2	2:00.207	53.902	166	30.839	175	35.466	196	184	8	7:11.957	6:05.103	163	30.997	151	35.857	196	
3	2:08.781	51.862	168	30.698	176	46.221		204	9	1:56.575	51.087	171	29.792	179	35.696	197	205
4	7:27.602	6:19.994	150	31.679	166	35.929	197		10	1:55.096	50.585	171	29.536	179	34.975	198	206
5	1:57.091	51.693	170	30.086	177	35.312	197	205	11	2:11.777	50.480	173	33.320	129	47.977		208
6	1:55.380	50.755	171	29.803	178	34.822	199	206									

2	Kim Luis Schramm, DEU ,								theoretical besttime: 1:56.422								
1	3:05.573	1:50.763	124	34.651	140	40.159	165		7	2:13.237	51.745	170	29.821	178	51.671		200
2	2:11.614	1:01.083	144	32.280	152	38.251	189	158	8	6:36.645	5:29.827	165	30.634	165	36.184	195	
3	2:15.416	54.376	155	30.742	173	50.298		180	9	2:07.515	57.820	169	30.225	169	39.470	197	190
4	6:48.507	5:38.918	159	32.261	163	37.328	192		10	1:56.693	51.726	171	29.666	178	35.301	197	204
5	1:59.134	53.057	164	30.314	177	35.763	197	179	11	2:07.865	51.455	171	29.960	178	46.450		206
6	1:58.144	51.959	170	29.872	178	36.313	197	204									

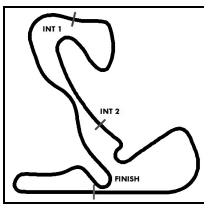
3	Marvin Dienst, DEU ,								theoretical besttime: 1:58.082								
1	2:36.103	1:24.954	132	33.282	143	37.867	190		7	1:58.682	52.572	162	30.415	176	35.695	197	197
2	2:05.107	56.266	141	31.865	161	36.976	192	166	8	2:14.665	52.269	165	31.272	138	51.124		196
3	2:02.674	54.449	152	31.557	162	36.668	192	176	9	6:32.087	5:20.038	159	35.867	166	36.182	196	
4	2:22.996	56.925	119	34.565	134	51.506		181	10	1:58.454	52.413	159	30.129	173	35.912	196	191
5	5:30.776	4:20.405	140	33.827	169	36.544	195		11	1:58.241	52.258	167	30.158	172	35.825	197	202
6	2:00.292	53.227	160	30.819	165	36.246	196	195	12	2:16.895	52.309	162	36.763	117	47.823		195

4	Giorgio Maggi, CHE ,								theoretical besttime: 2:03.311								
1	3:39.069	2:20.790	121	36.390	129	41.889	151		6	2:03.311	54.711	161	31.413	169	37.187	192	198
2	2:12.169	59.944	153	33.341	146	38.884	184	146	7	7:01.909	5:37.752	124	32.950	138	51.207		201
3	2:31.256	59.943	153	37.279	112	54.034		191	8	4:54.604	3:44.125	129	32.604	158	37.875	189	
4	6:22.863	5:09.749	127	34.179	158	38.935	180		9	2:05.446	55.038	160	32.982	151	37.426	189	194
5	2:06.686	56.995	157	32.004	158	37.687	189	184	10	2:24.261	59.149	146	34.357	145	50.755		169

5	Philip Hamprecht, DEU ,								theoretical besttime: 1:59.052								
1	3:33.251	2:18.275	150	35.788	117	39.188	189		5	5:28.320	4:19.085	163	32.250	133	36.985	195	
2	2:02.862	54.623	161	31.610	173	36.629	193	192	6	1:59.851	52.845	166	30.770	175	36.236	197	199
3	12:41.715	52.862	165	11:02.056	133	46.797		199	7	2:00.630	52.814	166	31.848	175	35.968	197	199
4	3:44.071	2:26.827	153	31.646	163	45.598			8	2:11.602	52.314	167	31.136	165	48.152		199

7	Tim Zimmermann, DEU ,								theoretical besttime: 1:56.441								
1	3:52.812	2:38.509	131	35.667	113	38.636	190		7	2:15.981	51.610	167	30.303	177	54.068		206
2	2:08.011	54.999	159	36.003	103	37.009	193	187	8	6:40.505	5:33.497	157	30.839	172	36.169	197	
3	2:29.362	53.496	163	41.922	101	53.944		202	9	1:57.614	51.868	168	30.243	177	35.503	199	204
4	5:43.990	4:35.112	157	32.395	149	36.483	194		10	1:56.957	51.409	170	30.090	177	35.458	199	207
5	1:59.792	52.777	166	30.597	177	36.418	196	203	11	1:56.572	50.944	170	30.221	177	35.407	171	208
6	1:58.439	52.129	167	30.337	178	35.973	197	205	12	2:31.893	1:10.151	143	33.536	147	48.206		110

8	Mikkel Jensen, DEN ,								theoretical besttime: 1:55.479								
1	3:49.559	2:37.409	135	34.184	149	37.966	190		7	2:08.526	51.638	171	29.762	177	47.126		207
2	2:04.935	56.363	149	32.205	174	36.367	192	176	8	6:57.623	5:51.962	166	30.119	177	35.542	196	
3	2:13.822	54.571	159	34.066	167	45.185		196	9	1:56.407	51.567	172	29.831	177	35.009	197	204
4	5:56.752	4:50.412	164	30.649	175	35.691	195		10	1:55.668	51.385	171	29.358	177	34.925	200	206
5	1:57.795	52.431	169	29.895	177	35.469	197	201	11	1:56.049	51.196	171	29.740	179	35.113	198	208
6	1:56.666	51.778	170	29.875	178	35.013	198	205	12	2:16.440	55.348	147	33.183	151	47.909		167



Formel ADAC

Lap analysis Qualifying



Provisional

Reg. Nr.: 0301.14.127

Saturday 10.5.2014 09:50

Circuit Zandvoort, Length: 4307 m

Air temperature: 10.7°C

Track temperature: 11.1°C

Weather condition: Wet

Lap	Time	SE1	SP1	SE2	SP2	SE3	SP3	TSP	Lap	Time	SE1	SP1	SE2	SP2	SE3	SP3	TSP
9	Fabian Schiller, DEU ,								theoretical besttime: 1:55.845								
1	2:30.974	1:18.909	130	33.726	139	38.339	189		7	1:56.909	51.688	171	29.898	178	35.323	196	204
2	2:05.273	56.830	148	31.799	171	36.644	191	151	8	2:13.592	51.350	171	29.698	178	52.544		206
3	2:00.605	54.172	158	30.855	176	35.578	194	173	9	6:31.957	5:26.196	162	30.302	176	35.459	196	
4	2:23.733	56.039	119	34.718	125	52.976		199	10	2:01.745	52.031	165	30.081	176	39.633	197	194
5	5:30.156	4:23.709	161	30.569	154	35.878	195		11	1:56.112	51.139	168	29.852	178	35.121	196	206
6	1:57.682	51.840	168	30.232	174	35.610	196	202	12	2:08.082	51.026	172	29.727	179	47.329		205

10	Nico Menzel, DEU ,								theoretical besttime: 1:57.417								
1	2:29.688	1:14.248	138	35.874	114	39.566	164		7	1:58.676	52.865	165	30.181	176	35.630	195	200
2	2:07.075	57.365	156	31.903	171	37.807	189	155	8	2:16.864	52.808	166	30.333	142	53.723		204
3	2:02.617	55.050	157	31.272	171	36.295	191	173	9	6:21.409	5:14.005	164	30.900	169	36.504	194	
4	2:25.160	56.073	152	33.457	117	55.630		192	10	1:58.236	52.490	167	30.034	175	35.712	194	200
5	5:28.209	4:11.684	160	37.815	119	38.710	193		11	1:57.516	52.015	168	30.049	175	35.452	195	203
6	2:00.154	53.604	166	30.780	169	35.770	194	178									

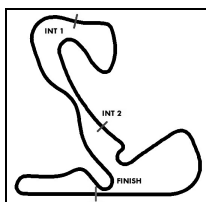
12	Dennis Marschall, DEU ,								theoretical besttime: 1:58.208								
1	2:36.242	1:21.600	123	35.149	125	39.493	157		7	1:59.548	52.831	166	30.335	177	36.382	195	202
2	2:06.925	57.298	158	31.998	162	37.629	191	151	8	2:14.137	52.397	167	31.811	128	49.929		204
3	2:04.974	54.641	163	33.369	155	36.964	192	190	9	6:38.976	5:22.981	164	36.367	90	39.628	194	
4	2:23.469	57.006	147	33.804	152	52.659		191	10	1:58.886	52.660	167	30.032	177	36.194	194	203
5	5:16.173	4:02.485	132	34.800	125	38.888	193		11	1:58.619	52.432	167	29.994	176	36.193	195	203
6	2:15.650	53.414	164	33.600	89	48.636	192	197	12	2:14.582	52.021	169	34.232	110	48.329		205

14	Joel Eriksson, SWE ,								theoretical besttime: 1:57.059								
1	2:57.268	1:38.507	119	36.554	124	42.207	140		7	1:58.103	52.523	166	30.110	178	35.470	195	186
2	2:06.660	58.056	154	31.822	170	36.782	193	137	8	2:13.060	55.591	143	31.421	142	46.048		154
3	2:01.413	54.433	162	30.768	172	36.212	194	193	9	6:19.304	5:10.610	120	32.828	159	35.866	194	
4	2:26.606	1:03.229	117	36.231	147	47.146		150	10	1:58.389	52.569	166	30.109	178	35.711	196	198
5	6:02.707	4:55.490	155	30.836	168	36.381	193		11	1:57.169	51.979	169	29.817	178	35.373	195	201
6	1:59.306	53.275	165	30.322	178	35.709	195	177	12	2:10.195	51.869	169	31.350	169	46.976		199

15	Ralph Boschung, CHE ,								theoretical besttime: 1:56.209								
1	2:45.564	1:28.698	134	37.852	112	39.014	189		7	2:14.597	52.111	168	32.469	120	50.017		195
2	2:03.698	55.265	156	31.708	163	36.725	192	167	8	6:53.182	5:46.616	166	30.390	166	36.176	194	
3	2:00.380	53.404	159	31.050	161	35.926	195	175	9	1:57.556	52.059	169	29.869	175	35.628	195	192
4	2:23.565	59.989	132	33.845	132	49.731		169	10	1:56.993	52.020	168	29.691	178	35.282	197	196
5	7:26.195	6:07.146	149	39.716	157	39.333	194		11	2:09.907	51.236	170	32.673	143	45.998		200
6	1:58.604	52.684	165	30.262	156	35.658	198	182									

18	David Kolkmann, DEU ,								theoretical besttime: 2:00.574								
1	4:31.388	3:14.688	131	35.491	131	41.209	149		7	2:15.843	54.833	160	31.317	153	49.693		176
2	2:12.214	1:00.926	134	32.444	159	38.844	173	152	8	6:33.029	5:24.367	153	31.643	165	37.019	192	
3	2:25.465	58.607	140	34.126	135	52.732		161	9	2:02.811	54.557	158	30.791	175	37.463	194	190
4	5:08.020	3:55.521	156	34.039	136	38.460	191		10	2:00.608	53.378	167	30.355	174	36.875	194	193
5	2:05.440	55.663	157	32.024	149	37.753	193	180	11	2:11.031	53.818	165	30.986	165	46.227		203
6	2:02.825	54.894	159	31.090	175	36.841	192	188									

19	Igor Waliiko, POL ,								theoretical besttime: 2:01.311								
1	2:25.274	1:09.022	129	35.852	129	40.400	153		3	2:01.311	53.590	162	31.081	172	36.640	194	198
2	2:06.794	57.864	154	31.789	172	37.141	193	151									



Circuit Zandvoort, Length: 4307 m

Air temperature: 10.7°C

Track temperature: 11.1°C

Weather condition: Wet

Formel ADAC

Vmax list Qualifying

Provisional

Reg. Nr.: 0301.14.127

Saturday 10.5.2014 09:50



Nr	Team, Car, Driver, Nat	Top speed
7	Neuhauser Racing Team, Formel ADAC Zimmermann Tim , DEU	208,25 km/h
1	Mücke-Motorsport, Formel ADAC Günther Maximilian , DEU	207,89 km/h
8	Neuhauser Racing Team, Formel ADAC Jensen Mikkel , DEN	207,85 km/h
2	Mücke-Motorsport, Formel ADAC Schramm Kim Luis , DEU	206,34 km/h
9	Schiller-Motorsport, Formel ADAC Schiller Fabian , DEU	206,11 km/h
12	Lotus, Formel ADAC Marschall Dennis , DEU	204,62 km/h
10	Schiller-Motorsport, Formel ADAC Menzel Nico , DEU	203,89 km/h
18	JBR Motorsport & Engineering, Formel ADAC Kolkmann David , DEU	203,39 km/h
3	Mücke-Motorsport, Formel ADAC Dienst Marvin , DEU	201,94 km/h
19	JBR Motorsport & Engineering, Formel ADAC Walilko Igor , POL	201,87 km/h
14	Lotus, Formel ADAC Eriksson Joel , SWE	201,49 km/h
4	Mücke-Motorsport, Formel ADAC Maggi Giorgio , CHE	201,12 km/h
15	Lotus, Formel ADAC Boschung Ralph , CHE	200,19 km/h
5	Mücke-Motorsport, Formel ADAC Hamprecht Philip , DEU	199,26 km/h