

ADAC GT Masters

Result List Qualifying 2



Provisional

Amended

10.5.2014 - 16:21

Reg. Nr.: 0301.14.127

Saturday 10.5.2014 09:00

Circuit Zandvoort, Length: 4307 m

Air temperature: 12.6°C

Track temperature: 12.6°C

Weather condition: Wet

started : 25 classified : 23 not classified : 2

	Drivers	Team	Car	Lap	Best Time	Gap	Diff	Kph	Day Time
1	10 K.van der Linde/R.Rast	Prosperia C. Abt Racing	Audi R8 LMS ultra	7	1:50.734			140,0	9:23:17
2	11 F.Hamprecht/N.Thiim	Prosperia C. Abt Racing	Audi R8 LMS ultra	7	1:50.760	0.026	0.026	140,0	9:20:57
3	19 C.Hürtgen/D.Baumann	PIXUM Team Schubert	BMW Z4 GT3	11	1:50.919	0.185	0.159	139,8	9:32:55
4	3 K.Estre/J.van Lagen	GW IT Racing Team Schütz Motors	Porsche 911 GT3 R	4	1:50.989	0.255	0.070	139,7	9:10:54
5	12 C.Jöns/M.Winkelhock	Prosperia C. Abt Racing	Audi R8 LMS ultra	7	1:51.021	0.287	0.032	139,7	9:19:57
6	18 T.Seiler(*G*)/J.Bleekemolen	Callaway Competition	Corvette Z06.R GT3	7	1:51.103	0.369	0.082	139,6	9:19:49
7	26 M.Götz/M.Buhk	H.T.P. Motorsport	Mercedes-Benz SLS AMG GT3	7	1:51.196	0.462	0.093	139,4	9:20:02
8	8 R.Renauer/N.Siedler	TONINO Team Herberth	Porsche 911 GT3 R	6	1:51.337	0.603	0.141	139,3	9:19:10
9	20 M.Sandritter/J.Klingmann	PIXUM Team Schubert	BMW Z4 GT3	6	1:51.425	0.691	0.088	139,2	9:20:18
10	1 A.Wirth/D.Keilwitz	Callaway Competition	Corvette Z06.R GT3	8	1:51.545	0.811	0.120	139,0	9:21:59
11	23 J.Seyffarth/M.Engel	ROWE RACING	Mercedes-Benz SLS AMG GT3	4	1:51.734	1.000	0.189	138,8	9:09:48
12	7 H.Handlos(*G*)/A.Renauer	TONINO Team Herberth	Porsche 911 GT3 R	8	1:51.759	1.025	0.025	138,7	9:21:08
13	5 N.Morcom/M.Farnbacher	Farnbacher Racing	Porsche 911 GT3 R	8	1:51.945	1.211	0.186	138,5	9:18:46
14	27 L.Stolz/H.Frentzen	H.T.P. Motorsport	Mercedes-Benz SLS AMG GT3	8	1:51.968	1.234	0.023	138,5	9:21:33
15	6 S.Asch/P.Frommenwiler	Farnbacher Racing	Porsche 911 GT3 R	7	1:52.534	1.800	0.566	137,8	9:18:48
16	9 F.Scholze(*G*)/D.Jöst(*G*)	TONINO Team Herberth	Porsche 911 GT3 R	8	1:52.857	2.123	0.323	137,4	9:21:07
17	16 R.Frey/P.Geipel	YACO Racing	Audi R8 LMS ultra	8	1:53.656	2.922	0.799	136,4	9:21:18
18	2 P.Assenheimer/D.Alessi	Callaway Competition	Corvette Z06.R GT3	4	1:53.878	3.144	0.222	136,2	9:10:47
19	13 D.Jahn/S.Barth	RWT RACING Team	Corvette Z06.R GT3	7	1:53.893	3.159	0.015	136,1	9:21:16
20	14 F.Spengler/M.Asmer	MRS GT-Racing	McLaren MP4-12C GT3	9	1:55.130	4.396	1.237	134,7	9:22:54
21	4 A.Wossos(*G*)/W.Nathan(*G*)	GW IT Racing Team Schütz Motors	Porsche 911 GT3 R	9	1:55.839	5.105	0.709	133,9	9:23:49
22	17 R.Lips(*G*)/L.Marionek	Callaway Competition	Corvette Z06.R GT3	7	1:56.299	5.565	0.460	133,3	9:21:23
23	24 A.von Thurn und Taxis/P.Kox	Reiter Engineering	Chevrolet Camaro GT	8	1:56.670	5.936	0.371	132,9	9:21:16
excluded									
	21 L.Ludwig/A.Day	BKK Mobil Oil Zakspeed	Mercedes-Benz SLS AMG GT3	0					
	100 F.Stoll/D.Dobitsch	kfzteile24 APR Motorsport	Audi R8 LMS ultra	0					

Following stewards decision no 14,15. exclusion for car no. 21,100

subject to appeal !

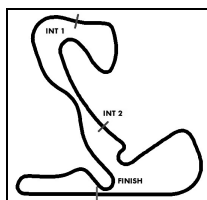
(*G*) marks the gentlemen driver

Subject to final scrutineering!

Publications Time:

Clerk of the course:

Time Keeping:



ADAC GT Masters

Lap analysis Qualifying 2



Provisional

Reg. Nr.: 0301.14.127

Saturday 10.5.2014 09:00

Circuit Zandvoort, Length: 4307 m

Air temperature: 10.9°C

Track temperature: 11.3°C

Weather condition: Wet

Lap	Time	SE1	SP1	SE2	SP2	SE3	SP3	TSP	Lap	Time	SE1	SP1	SE2	SP2	SE3	SP3	TSP
1	Andreas Wirth, DEU/ Daniel Keilwitz, DEU								theoretical besttime: 1:51.438								
1	3:07.574	2:01.420	153	30.579	165	35.575	234		7	1:51.744	49.092	185	28.596	203	34.056	239	206
2	2:24.739	55.826	132	33.528	132	55.385		179	8	1:51.545	<i>48.844</i>	185	28.617	201	34.084	240	215
3	2:44.932	1:35.849	164	30.847	107	38.236	239		9	1:59.645	49.128	185	28.872	205	41.645		217
4	1:52.204	49.328	180	28.752	192	34.124	239	204	10	7:11.462	6:03.237	159	30.318	167	37.907	236	
5	2:08.078	50.359	176	28.898	184	48.821		210	11	2:02.250	49.420	181	29.000	181	43.830		219
6	5:58.768	4:45.283	185	28.538	207	44.947	239										

2	Patrick Assenheimer, DEU/ Diego Alessi, ITA								theoretical besttime: 1:53.878								
1	2:38.097	1:23.518	151	31.682	191	42.897	229		3	3:54.974	2:44.272	169	29.361	198	41.341	230	
2	2:20.425	55.304	128	32.618	141	52.503		218	4	1:53.878	<i>50.395</i>	180	29.061	208	34.422	232	224

3	Kevin Estre, DEU/ Jaap van Lagen, NLD								theoretical besttime: 1:50.677								
1	2:19.819	1:11.969	148	33.069	189	34.781	225		7	1:51.340	48.428	180	28.862	202	34.050	226	220
2	2:17.287	49.493	176	37.369	109	50.425		207	8	1:51.022	<i>48.309</i>	181	28.661	206	34.052	228	224
3	4:26.303	2:39.790	91	1:05.118	53	41.395	225		9	2:00.588	48.362	181	28.915	207	43.311		233
4	1:50.989	48.473	178	28.809	206	33.707	226	225	10	8:05.968	6:53.607	160	36.077	102	36.284	222	
5	2:19.018	58.439	136	34.178	128	46.401		214	11	2:18.346	51.004	156	29.690	197	57.652		198
6	5:07.218	3:52.445	153	30.206	172	44.567	227										

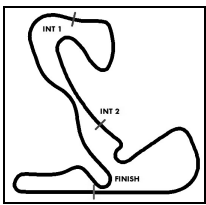
4	Antonios Wossos, GRC/ Wolf Nathan, NLD								theoretical besttime: 1:55.590								
1	2:32.705	1:17.412	137	31.824	133	43.469	213		6	5:24.029	4:07.370	141	33.624	137	43.035	222	
2	2:18.908	56.512	129	32.825	144	49.571		167	7	1:57.509	52.558	161	29.752	190	35.199	224	181
3	3:37.380	2:23.383	142	31.296	170	42.701	219		8	1:56.246	51.077	164	29.820	176	35.349	222	199
4	1:57.293	51.957	156	30.245	169	35.091	224	194	9	1:55.839	50.845	166	29.920	170	35.074	225	205
5	2:09.060	51.490	162	29.896	166	47.674		193	10	2:13.486	50.764	162	32.634	128	50.088		215

5	Nathan Morcom, AUS/ Mario Farnbacher, DEU								theoretical besttime: 1:51.360								
1	2:27.006	1:15.178	162	30.990	145	40.838	223		7	2:54.773	1:52.385	177	28.590	196	33.798	228	
2	2:19.034	52.086	126	36.220	135	50.728		193	8	1:51.945	49.760	180	28.555	196	33.630	231	216
3	3:11.868	2:08.512	173	28.674	197	34.682	228		9	1:52.136	49.448	180	28.782	201	33.906	230	211
4	1:52.019	49.638	174	28.483	197	33.898	230	202	10	1:58.879	49.405	178	28.931	201	40.543		218
5	1:51.947	49.247	182	28.577	200	34.123	186	217	11	8:23.461	7:19.146	172	29.146	177	35.169	227	
6	2:17.667	59.014	137	32.473	154	46.180		137									

6	Sebastian Asch, DEU/ Philipp Frommenwiler, CHE								theoretical besttime: 1:52.457								
1	2:46.223	1:36.531	146	31.444	168	38.248	220		8	1:53.683	50.083	178	29.108	201	34.492	226	203
2	2:27.017	55.223	127	36.959	117	54.835		183	9	2:03.294	50.483	174	30.613	183	42.198		208
3	3:00.151	1:54.302	166	29.623	159	36.226	226		10	3:03.972	1:44.617	180	30.405	139	48.950		
4	1:54.158	50.911	167	28.861	193	34.386	229	193	11	5:09.958	4:05.805	173	29.248	197	34.905	225	
5	2:04.481	50.632	170	29.034	203	44.815		198	12	1:53.010	50.026	182	28.700	200	34.284	223	195
6	4:43.694	3:41.125	177	28.703	204	33.866	228		13	2:08.807	54.115	158	30.222	176	44.470		170
7	1:52.534	49.891	176	28.747	205	33.896	229	197									

7	Herbert Handlos, AUT/ Alfred Renauer, DEU								theoretical besttime: 1:51.759								
1	3:00.264	1:52.425	161	31.736	170	36.103	226		7	1:56.007	50.126	180	30.206	196	35.675	228	192
2	2:28.358	1:00.086	112	34.870	144	53.402		194	8	1:51.759	49.168	178	28.793	198	33.798	228	224
3	3:17.471	2:11.109	160	31.108	161	35.254	226		9	1:52.896	49.490	177	29.195	198	34.211	228	213
4	1:54.172	51.141	176	29.104	201	33.927	227	209	10	2:06.632	49.662	181	28.878	196	48.092		212
5	2:19.015	50.246	177	32.379	118	56.390		216	11	6:28.304	5:18.096	165	29.752	174	40.456	224	
6	4:21.016	3:17.107	173	28.915	189	34.994	227		12	2:17.829	49.577	181	31.368	101	56.884		215

8	Robert Renauer, DEU/ Norbert Siedler, AUT								theoretical besttime: 1:51.120								
1	3:31.379	2:11.794	143	32.518	173	47.067			6	1:51.337	48.826	183	28.513	188	33.998	228	214
2	4:54.224	3:42.513	134	31.211	173	40.500	222		7	1:51.374	48.741	185	28.767	189	33.866	227	209
3	1:52.758	49.796	182	28.754	181	34.208	227	194	8	1:52.017	48.790	181	28.959	193	34.268	224	213
4	2:08.661	49.341	183	28.687	176	50.633		202	9	2:23.935	1:00.287	129	34.718	146	48.930		197



ADAC GT Masters

Lap analysis Qualifying 2



Provisional

Reg. Nr.: 0301.14.127

Saturday 10.5.2014 09:00

Circuit Zandvoort, Length: 4307 m

Air temperature: 10.9°C

Track temperature: 11.3°C

Weather condition: Wet

Lap	Time	SE1	SP1	SE2	SP2	SE3	SP3	TSP	Lap	Time	SE1	SP1	SE2	SP2	SE3	SP3	TSP
5	4:52.100	3:44.877	170	31.347	159	35.876	226										

9 Florian Scholze, DEU/ Dominik Jöst, DEU

theoretical besttime: 1:52.836

1	2:31.530	1:16.705	142	31.638	142	43.187	217		7	1:54.249	50.030	173	30.157	193	34.062	226	200
2	2:18.199	55.277	148	32.499	135	50.423		177	8	1:52.857	49.858	172	28.958	198	34.041	227	213
3	3:43.525	2:36.344	161	29.846	176	37.335	225		9	1:54.627	50.004	171	29.969	179	34.654	227	214
4	1:55.770	51.184	176	29.471	177	35.115	225	197	10	2:07.115	50.402	171	28.937	189	47.776		211
5	2:11.101	51.456	170	31.014	165	48.631		198	11	6:20.474	5:04.308	162	35.011	137	41.155	223	
6	4:39.875	3:32.601	156	30.880	158	36.394	226		12	2:15.738	51.137	170	33.406	124	51.195		195

10 Kelvin van der Linde, ZAF/ Rene Rast, DEU

theoretical besttime: 1:50.280

1	3:26.817	2:15.458	168	29.447	184	41.912			5	5:46.860	4:21.674	130	36.045	150	49.141		
2	4:44.911	3:39.073	177	29.617	150	36.221	226		6	3:29.912	2:11.676	140	40.037	99	38.199	227	
3	1:50.917	49.201	178	28.551	208	33.165	228	214	7	1:50.734	49.058	176	28.602	209	33.074	228	233
4	2:07.722	48.655	180	28.633	202	50.434		236	8	8:56.459	48.688	183	7:19.739	129	48.032		233

11 Fabian Hamprecht, DEU/ Nicki Thiim, DNK

theoretical besttime: 1:50.469

1	3:46.645	2:29.187	166	30.205	179	47.253			7	1:50.760	48.589	183	28.668	202	33.503	228	230
2	4:18.616	3:14.630	172	29.361	185	34.625	226		8	1:51.116	48.471	184	28.764	206	33.881	226	236
3	1:51.540	49.422	177	28.691	203	33.427	227	210	9	2:08.409	52.350	160	32.903	171	43.156		220
4	2:01.579	48.447	184	28.595	199	44.537		228	10	6:24.112	5:04.415	167	39.422	108	40.275	221	
5	5:17.210	4:07.962	154	32.756	159	36.492	226		11	2:08.372	51.613	174	29.159	184	47.600		206
6	1:50.941	48.673	181	28.788	199	33.480	227	213									

12 Christer Jöns, DEU/ Markus Winkelhock, DEU

theoretical besttime: 1:50.987

1	2:44.000	1:29.741	149	31.032	167	43.227	223		8	2:01.256	58.402	163	28.775	202	34.079	228	175
2	2:28.093	56.713	125	36.946	118	54.434		193	9	2:08.414	57.853	161	36.391	172	34.170	228	212
3	4:16.464	3:13.097	156	29.147	187	34.220	227		10	2:07.144	49.755	153	32.629	150	44.760		218
4	1:51.890	49.767	176	28.380	199	33.743	229	196	11	4:52.045	3:45.201	154	30.929	150	35.915	226	
5	2:14.759	55.041	143	32.690	142	47.028		176	12	1:52.834	49.768	178	28.661	202	34.405	223	200
6	4:31.314	3:18.478	139	29.608	189	43.228	229		13	2:20.916	56.290	139	34.985	122	49.641		172
7	1:51.021	49.066	180	28.414	197	33.541	229	213									

13 David Jahn, DEU/ Sven Barth, DEU

theoretical besttime: 1:52.522

1	3:10.211	1:53.276	155	32.042	161	44.893			7	1:53.893	49.643	173	29.451	199	34.799	230	217
2	5:16.950	4:08.032	144	31.419	177	37.499	225		8	1:55.641	52.029	164	29.685	211	33.927	230	194
3	1:56.809	52.510	167	29.743	195	34.556	227	174	9	2:02.416	49.239	183	29.356	202	43.821		222
4	2:08.029	49.967	177	29.976	153	48.086		209	10	6:28.167	4:55.033	164	44.028	70	49.106	226	
5	4:56.040	3:51.819	173	29.694	198	34.527	229		11	2:12.509	49.839	176	30.116	169	52.554		201
6	1:54.472	49.664	179	30.085	201	34.723	230	204									

14 Florian Spengler, DEU/ Marko Asmer, EST

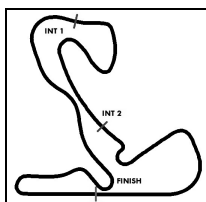
theoretical besttime: 1:54.088

1	3:05.105	1:58.165	137	31.215	168	35.725	226		7	1:55.376	50.608	166	29.857	151	34.911	228	210
2	2:25.384	57.645	125	33.442	134	54.297		182	8	1:55.246	50.821	166	29.309	171	35.116	225	193
3	2:55.314	1:45.018	137	31.020	158	39.276	226		9	1:55.130	50.368	167	29.487	182	35.275	225	207
4	1:55.531	51.416	158	29.704	170	34.411	227	181	10	2:17.907	53.060	133	34.847	160	50.000		184
5	2:09.274	50.925	165	30.080	155	48.269		189	11	6:09.995	4:54.357	155	33.544	154	42.094	216	
6	4:37.557	3:33.050	160	29.694	166	34.813	226		12	2:10.712	51.805	165	29.837	166	49.070		184

16 Rahel Frey, CHE/ Philip Geipel, DEU

theoretical besttime: 1:52.864

1	2:47.505	1:28.197	137	34.867	131	44.441	221		8	1:53.656	50.045	175	29.535	184	34.076	226	210
2	2:30.557	1:02.866	143	30.730	150	56.961		193	9	2:02.578	59.288	164	29.427	187	33.863	227	204
3	3:26.097	2:22.812	176	29.261	194	34.024	226		10	2:05.535	49.829	181	29.172	182	46.534		220
4	1:53.846	50.281	179	29.626	186	33.939	225	209	11	5:42.537	4:36.042	158	30.409	160	36.086	223	
5	2:18.952	50.414	173	32.049	127	56.489		210	12	1:54.652	50.447	180	29.545	177	34.660	183	207
6	4:28.310	3:23.835	173	29.292	180	35.183	223		13	2:21.682	58.801	162	32.093	137	50.788		114
7	1:58.996	50.134	179	30.585	174	38.277	225	223									



ADAC GT Masters

Lap analysis Qualifying 2



Provisional

Reg. Nr.: 0301.14.127

Saturday 10.5.2014 09:00

Circuit Zandvoort, Length: 4307 m

Air temperature: 10.9°C

Track temperature: 11.3°C

Weather condition: Wet

Lap	Time	SE1	SP1	SE2	SP2	SE3	SP3	TSP	Lap	Time	SE1	SP1	SE2	SP2	SE3	SP3	TSP
17 Remo Lips, CHE/ Lennart Marioneck, DEU									theoretical besttime: 1:55.851								
1	6:01.860	4:40.336	126	35.247	146	46.277			7	1:56.299	51.472	172	29.875	202	34.952	230	208
2	2:24.718	1:15.353	141	31.266	194	38.099	227		8	1:58.375	52.335	156	31.006	186	35.034	232	217
3	2:00.883	52.636	173	32.311	162	35.936	231	196	9	2:07.640	<i>51.024</i>	177	29.989	177	46.627		220
4	2:10.220	52.475	171	30.012	188	47.733		206	10	5:56.168	4:45.775	168	30.685	169	39.708	227	
5	4:52.144	3:45.034	169	31.330	174	35.780	231		11	2:17.759	51.475	174	35.097	148	51.187		215
6	1:57.647	52.220	170	30.251	190	35.176	231	201									

18 Toni Seiler, CHE/ Jeroen Bleekemolen, NLD									theoretical besttime: 1:50.839								
1	2:25.543	1:14.147	160	31.585	144	39.811	228		7	1:51.103	48.652	188	28.537	195	33.914	232	213
2	2:15.283	51.762	113	33.991	140	49.530		201	8	1:51.303	48.960	187	28.693	202	33.650	232	229
3	3:42.288	2:32.184	152	31.837	158	38.267	232		9	2:06.159	54.308	149	34.161	157	37.690	233	224
4	1:52.031	49.058	182	28.900	190	34.073	232	213	10	2:09.751	48.664	185	33.656	143	47.431		224
5	2:06.657	49.131	186	28.853	187	48.673		217	11	6:16.948	4:56.596	140	32.043	123	48.309		
6	5:36.120	4:20.154	142	33.582	144	42.384	232										

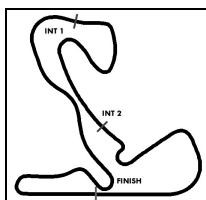
19 Claudia Hürtgen, DEU/ Dominik Baumann, AUT									theoretical besttime: 1:50.879								
1	2:02.789	57.591	169	29.663	178	35.535	222		7	3:43.961	2:38.594	155	30.384	162	34.983	226	
2	2:09.404	51.001	175	30.461	144	47.942		188	8	1:51.433	48.959	182	28.463	202	34.011	227	218
3	3:48.735	2:42.882	176	28.603	193	37.250	226		9	2:09.744	48.668	183	31.492	133	49.584		230
4	1:51.745	49.239	181	28.443	205	34.063	228	219	10	5:16.540	4:08.815	170	29.552	165	38.173	224	
5	1:58.887	49.100	180	28.479	208	41.308		234	11	1:50.919	48.708	181	28.322	204	33.889	225	223
6	6:11.548	4:36.628	105	41.294	145	53.626			12	2:22.389	58.676	129	35.457	126	48.256		181

20 Max Sandritter, DEU/ Jens Klingmann, DEU									theoretical besttime: 1:50.992								
1	4:04.222	2:34.082	167	31.106	114	59.034			7	1:51.493	48.725	184	28.786	206	33.982	226	221
2	5:29.230	4:23.341	168	29.535	178	36.354	225		8	1:51.683	48.512	184	28.949	207	34.222	227	230
3	1:52.250	49.410	180	28.673	203	34.167	226	202	9	2:02.703	48.928	182	29.228	187	44.547		225
4	2:11.967	55.160	154	30.863	160	45.944		191	10	6:16.897	5:12.494	175	29.560	185	34.843	222	
5	4:49.157	3:41.904	176	28.498	204	38.755	226		11	2:09.215	50.891	146	31.750	149	46.574		217
6	1:51.425	48.692	183	28.643	205	34.090	228	230									

21 Luca Ludwig, DEU/ Alon Day, ISR									theoretical besttime: 1:51.592								
1	2:55.590	1:37.014	139	35.412	172	43.164	222		7	1:54.214	50.549	174	29.234	198	34.431	229	209
2	2:25.374	58.767	134	31.768	179	54.839		207	8	1:51.927	48.915	185	28.643	203	34.369	230	215
3	3:57.198	2:54.178	178	28.653	200	34.367	229		9	1:58.107	49.369	182	28.959	210	39.779	220	230
4	1:52.140	49.161	178	28.722	208	34.257	229	229	10	2:01.712	49.159	182	29.047	209	43.506		226
5	2:13.332	54.901	146	32.520	164	45.911		203	11	6:29.650	5:16.041	177	33.996	111	39.613	227	
6	3:45.040	2:41.923	175	28.420	197	34.697	229		12	2:17.964	50.142	161	37.578	177	50.244		211

23 Jan Seyffarth, DEU/ Maro Engel, DEU									theoretical besttime: 1:51.529								
1	2:01.458	56.743	176	29.650	193	35.065	224		7	6:55.697	5:32.490	149	33.303	155	49.904		
2	2:04.942	50.612	183	29.599	152	44.731		220	8	3:24.369	2:12.659	180	29.564	186	42.146	226	
3	3:50.380	2:47.212	183	28.880	200	34.288	227		9	2:23.892	54.676	155	35.235	132	53.981		227
4	1:51.734	48.850	184	28.790	209	34.094	228	234	10	4:18.547	3:14.404	180	29.492	201	34.651	226	
5	1:52.738	48.887	184	29.092	206	34.759	171	225	11	1:52.469	49.393	185	28.585	208	34.491	224	223
6	2:14.867	57.463	149	31.724	148	45.680		152	12	2:07.022	52.848	169	30.302	166	43.872		204

24 Albert von Thurn und Taxis, DEU/ Peter Kox, NLD									theoretical besttime: 1:56.670								
1	2:12.229	1:04.988	158	30.846	179	36.395	227		7	1:58.463	51.993	174	30.931	176	35.539	234	187
2	2:20.842	55.881	167	35.334	126	49.627		194	8	1:56.670	51.524	171	29.650	178	35.496	234	203
3	3:34.016	2:27.302	168	30.405	159	36.309	231		9	1:58.588	51.902	172	30.535	177	36.151	233	194
4	2:00.083	53.722	169	30.805	173	35.556	230	181	10	2:09.399	51.996	160	31.212	160	46.191		194
5	2:16.966	55.430	164	30.843	154	50.693		193	11	5:48.982	4:39.911	167	30.360	174	38.711	229	
6	4:56.907	3:49.305	153	30.970	154	36.632	233		12	2:11.494	51.736	170	30.940	183	48.818		204



ADAC GT Masters

Lap analysis Qualifying 2



Provisional

Reg. Nr.: 0301.14.127

Saturday 10.5.2014 09:00

Circuit Zandvoort, Length: 4307 m

Air temperature: 10.9°C

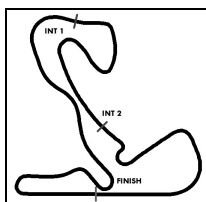
Track temperature: 11.3°C

Weather condition: Wet

Lap	Time	SE1	SP1	SE2	SP2	SE3	SP3	TSP	Lap	Time	SE1	SP1	SE2	SP2	SE3	SP3	TSP
26 Maximilian Götz, DEU/ Maximilian Buhk, DEU									theoretical besttime: 1:51.116								
1	2:28.028	1:15.681	151	31.189	131	41.158	227		7	1:51.196	49.059	186	28.277	201	33.860	229	220
2	2:20.143	51.674	117	37.523	136	50.946		201	8	1:51.963	49.272	187	28.661	203	34.030	230	224
3	3:28.219	2:18.307	177	30.378	178	39.534	230		9	1:52.809	49.578	171	28.960	202	34.271	230	218
4	1:51.682	49.162	186	28.602	195	33.918	232	212	10	2:10.914	48.979	184	34.604	137	47.331		218
5	2:06.781	51.170	183	28.473	198	47.138		198	11	5:20.242	4:06.640	169	33.941	157	39.661	225	
6	5:56.643	4:41.429	141	29.125	176	46.089	230		12	2:09.514	49.910	184	28.962	176	50.642		208

Lap	Time	SE1	SP1	SE2	SP2	SE3	SP3	TSP	Lap	Time	SE1	SP1	SE2	SP2	SE3	SP3	TSP
27 Luca Stolz, DEU/ Heinz-Harald Frentzen, DEU									theoretical besttime: 1:51.450								
1	2:38.649	1:25.206	166	31.013	173	42.430	224		7	2:22.045	49.018	182	57.466	143	35.561	228	220
2	2:32.006	58.852	99	37.782	124	55.372		198	8	1:51.968	49.166	177	28.797	210	34.005	228	216
3	3:31.298	2:22.840	157	32.636	144	35.822	227		9	2:26.473	48.750	183	43.221	83	54.502	151	239
4	1:52.488	49.573	180	28.695	188	34.220	230	213	10	2:39.104	1:06.586	123	39.054	128	53.464		125
5	2:19.273	49.102	177	35.006	105	55.165		215	11	5:16.658	4:01.329	117	34.198	142	41.131	222	
6	4:25.559	3:20.642	173	29.593	168	35.324	230		12	2:26.618	51.594	172	36.094	102	58.930		207

Lap	Time	SE1	SP1	SE2	SP2	SE3	SP3	TSP	Lap	Time	SE1	SP1	SE2	SP2	SE3	SP3	TSP
100 Florian Stoll, DEU/ Daniel Dobitsch, AUT									theoretical besttime: 1:51.911								
1	3:32.834	2:12.607	122	32.671	165	47.556			7	1:52.100	49.433	180	28.465	201	34.202	223	224
2	4:34.569	3:30.230	169	29.522	195	34.817	222		8	1:52.621	49.473	180	28.942	205	34.206	224	237
3	1:53.580	50.530	177	29.037	200	34.013	226	205	9	2:09.265	53.268	140	32.793	163	43.204		218
4	2:06.067	49.900	176	28.704	205	47.463		209	10	6:21.406	5:14.931	173	30.473	163	36.002	222	
5	4:52.103	3:49.090	179	28.751	197	34.262	221		11	1:54.906	50.788	176	28.996	195	35.122	158	206
6	1:52.744	49.760	182	28.657	203	34.327	225	212	12	2:21.144	58.777	152	32.203	141	50.164		126



ADAC GT Masters

Vmax list Qualifying 2

Provisional

Reg. Nr.: 0301.14.127

Saturday 10.5.2014 09:00



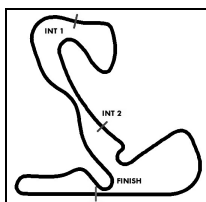
Circuit Zandvoort, Length: 4307 m

Air temperature: 10.9°C

Track temperature: 11.3°C

Weather condition: Wet

Nr	Team, Car, Driver, Nat	Top speed
2	Callaway Competition, Corvette Z06.R GT3 Assenheimer Patrick , DEU Alessi Diego , ITA	247,14 km/h
27	H.T.P. Motorsport, Mercedes-Benz SLS AMG GT3 Stolz Luca , DEU Frentzen Heinz-Harald , DEU	238,67 km/h
100	kfzteile24 APR Motorsport, Audi R8 LMS ultra Stoll Florian , DEU Dobitsch Daniel , AUT	236,74 km/h
10	Prosperia C. Abt Racing, Audi R8 LMS ultra van der Linde Kelvin , ZAF Rast Rene , DEU	235,96 km/h
11	Prosperia C. Abt Racing, Audi R8 LMS ultra Hamprecht Fabian , DEU Thiim Nicki , DNK	235,96 km/h
19	PIXUM Team Schubert, BMW Z4 GT3 Hürtgen Claudia , DEU Baumann Dominik , AUT	234,02 km/h
23	ROWE RACING, Mercedes-Benz SLS AMG GT3 Seyffarth Jan , DEU Engel Maro , DEU	234,02 km/h
3	GW IT Racing Team Schütz Motorsport, Porsche 911 GT3 R Estre Kevin , DEU van Lagen Jaap , NLD	233,31 km/h
21	BKK Mobil Oil Zakspeed, Mercedes-Benz SLS AMG GT3 Ludwig Luca , DEU Day Alon , ISR	230,47 km/h
20	PIXUM Team Schubert, BMW Z4 GT3 Sandritter Max , DEU Klingmann Jens , DEU	230,28 km/h
18	Callaway Competition, Corvette Z06.R GT3 Seiler Toni , CHE Bleekemolen Jeroen , NLD	228,52 km/h
26	H.T.P. Motorsport, Mercedes-Benz SLS AMG GT3 Götz Maximilian , DEU Buhk Maximilian , DEU	224,07 km/h
7	TONINO Team Herberth, Porsche 911 GT3 R Handlos Herbert , AUT Renauer Alfred , DEU	223,56 km/h
16	YACO Racing, Audi R8 LMS ultra Frey Rahel , CHE Geipel Philip , DEU	223,32 km/h



ADAC GT Masters

Vmax list Qualifying 2

Provisional

Reg. Nr.: 0301.14.127

Saturday 10.5.2014 09:00



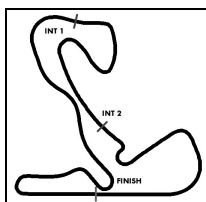
Circuit Zandvoort, Length: 4307 m

Air temperature: 10.9°C

Track temperature: 11.3°C

Weather condition: Wet

Nr	Team, Car, Driver, Nat	Top speed
13	RWT RACING Team, Corvette Z06.R GT3 Jahn David , DEU Barth Sven , DEU	221,95 km/h
17	Callaway Competition, Corvette Z06.R GT3 Lips Remo , CHE Marioneck Lennart , DEU	219,96 km/h
1	Callaway Competition, Corvette Z06.R GT3 Wirth Andreas , DEU Keilwitz Daniel , DEU	218,85 km/h
12	Prosperia C. Abt Racing, Audi R8 LMS ultra Jöns Christer , DEU Winkelhock Markus , DEU	217,87 km/h
5	Farnbacher Racing, Porsche 911 GT3 R Morcom Nathan , AUS Farnbacher Mario , DEU	217,52 km/h
4	GW IT Racing Team Schütz Motorsport, Porsche 911 GT3 R Wossos Antonios , GRC Nathan Wolf , NLD	215,27 km/h
9	TONINO Team Herberth, Porsche 911 GT3 R Scholze Florian , DEU Jöst Dominik , DEU	213,82 km/h
8	TONINO Team Herberth, Porsche 911 GT3 R Renauer Robert , DEU Siedler Norbert , AUT	213,78 km/h
14	MRS GT-Racing, McLaren MP4-12C GT3 Spengler Florian , DEU Asmer Marko , EST	209,71 km/h
6	Farnbacher Racing, Porsche 911 GT3 R Asch Sebastian , DEU Frommenwiler Philipp , CHE	207,77 km/h
24	Reiter Engineering, Chevrolet Camaro GT von Thurn und Taxis Albert , DEU Kox Peter , NLD	204,43 km/h



ADAC GT Masters

Start Grid Race 2

Provisional

Reg. Nr.: 0301.14.127

Sunday 11.5.2014 12:00



Circuit Zandvoort, Length: 4307 m

Air temperature: 10.5°C

Track temperature: 10.8°C

Weather condition: Dry

11 Prosperia C. Abt Racing Fabian Hamprecht/ Nicki Thiim*	1:50.760
3 GW IT Racing Team Schütz Motors Kevin Estre/ Jaap van Lagen*	1:50.989
18 Callaway Competition Toni Seiler/ Jeroen Bleekemolen*	1:51.103
8 TONINO Team Herberth Robert Renauer/ Norbert Siedler*	1:51.337
1 Callaway Competition Andreas Wirth/ Daniel Keilwitz*	1:51.545
7 TONINO Team Herberth Herbert Handlos/ Alfred Renauer*	1:51.759
5 Farnbacher Racing Nathan Morcom/ Mario Farnbacher*	1:51.945
10 kfzteile24 APR Motorsport Florian Stoll/ Daniel Dobitsch*	1:52.100
9 TONINO Team Herberth Florian Scholze/ Dominik Jöst*	1:52.857
2 Callaway Competition Patrick Assenheimer/ Diego Alessi*	1:53.878
14 MRS GT-Racing Florian Spengler/ Marko Asmer*	1:55.130
17 Callaway Competition Remo Lips/ Lennart Marioneck*	1:56.299

1
2
3
4
5
6
7
8
9
10
11
12
13

POLE POSITION

10 Prosperia C. Abt Racing Kelvin van der Linde/ Rene Rast*	1:50.734
19 PIXUM Team Schubert Claudia Hürtgen/ Dominik Baumann*	1:50.919
12 Prosperia C. Abt Racing Christer Jöns/ Markus Winkelhock*	1:51.021
26 H.T.P. Motorsport Maximilian Götz/ Maximilian Buhk*	1:51.196
20 PIXUM Team Schubert Max Sandritter/ Jens Klingmann*	1:51.425
23 ROWE RACING Jan Seyffarth/ Maro Engel*	1:51.734
21 BKK Mobil Oil Zakspeed Luca Ludwig/ Alon Day*	1:51.927
27 H.T.P. Motorsport Luca Stolz/ Heinz-Harald Frentzen*	1:51.968
6 Farnbacher Racing Sebastian Asch/ Philipp Frommenwiler*	1:52.534
16 YACO Racing Rahel Frey/ Philip Geipel*	1:53.656
13 RWT RACING Team David Jahn/ Sven Barth*	1:53.893
4 GW IT Racing Team Schütz Motors Antonios Wossos/ Wolf Nathan*	1:55.839
24 Reiter Engineering Albert von Thurn und Taxis/ Peter Kox*	1:56.670

subject to appeal !

* Marks the starting driver

Publications Time:

Clerk of the course:

Time Keeping: