

ADAC GT Masters

Result List Qualifying 1



Provisional

Reg. Nr.: 0301.14.127

Friday 9.5.2014 17:35

Circuit Zandvoort, Length: 4307 m

Air temperature: 10.8°C

Track temperature: 11.9°C

Weather condition: Dry

started : 25 classified : 25 not classified : 0

	Drivers	Team	Car	Lap	Best Time	Gap	Diff	Kph	Day Time
1	8 R.Renauer/N.Siedler	TONINO Team Herberth	Porsche 911 GT3 R	3	1:38.123			158,0	17:40:55
2	3 K.Estre/J.van Lagen	GW IT Racing Team Schütz Motors	Porsche 911 GT3 R	3	1:38.779	0.656	0.656	157,0	17:42:56
3	1 A.Wirth/D.Keilwitz	Callaway Competition	Corvette Z06.R GT3	4	1:38.971	0.848	0.192	156,7	17:42:13
4	10 K.van der Linde/R.Rast	Prosperia C. Abt Racing	Audi R8 LMS ultra	3	1:39.356	1.233	0.385	156,1	17:42:52
5	100 F.Stoll/D.Dobitsch	kfzteile24 APR Motorsport	Audi R8 LMS ultra	3	1:39.891	1.768	0.535	155,2	17:40:25
6	20 M.Sandritter/J.Klingmann	PIXUM Team Schubert	BMW Z4 GT3	3	1:40.089	1.966	0.198	154,9	17:41:52
7	12 C.Jöns/M.Winkelhock	Prosperia C. Abt Racing	Audi R8 LMS ultra	2	1:40.110	1.987	0.021	154,9	17:41:47
8	9 F.Scholze(*G*)/D.Jöst(*G*)	TONINO Team Herberth	Porsche 911 GT3 R	4	1:40.254	2.131	0.144	154,7	17:42:39
9	27 L.Stolz/H.Frentzen	H.T.P. Motorsport	Mercedes-Benz SLS AMG GT3	3	1:40.720	2.597	0.466	153,9	17:42:01
10	18 T.Seiler(*G*)/J.Bleekemolen	Callaway Competition	Corvette Z06.R GT3	4	1:40.839	2.716	0.119	153,8	17:42:46
11	11 F.Hamprecht/N.Thiim	Prosperia C. Abt Racing	Audi R8 LMS ultra	2	1:40.949	2.826	0.110	153,6	17:41:48
12	24 A.von Thurn und Taxis/P.Kox	Reiter Engineering	Chevrolet Camaro GT	3	1:41.560	3.437	0.611	152,7	17:42:19
13	17 R.Lips(*G*)/L.Marionek	Callaway Competition	Corvette Z06.R GT3	4	1:41.667	3.544	0.107	152,5	17:43:02
14	4 A.Wossos(*G*)/W.Nathan(*G*)	GW IT Racing Team Schütz Motors	Porsche 911 GT3 R	4	1:41.681	3.558	0.014	152,5	17:42:24
15	5 N.Morcom/M.Farnbacher	Farnbacher Racing	Porsche 911 GT3 R	3	1:41.878	3.755	0.197	152,2	17:42:22
16	7 H.Handlos(*G*)/A.Renauer	TONINO Team Herberth	Porsche 911 GT3 R	3	1:41.915	3.792	0.037	152,1	17:41:56
17	14 F.Spengler/M.Asmer	MRS GT-Racing	McLaren MP4-12C GT3	3	1:42.122	3.999	0.207	151,8	17:41:41
18	19 C.Hürtgen/D.Baumann	PIXUM Team Schubert	BMW Z4 GT3	3	1:43.268	5.145	1.146	150,1	17:41:44
19	2 P.Assenheimer/D.Alessi	Callaway Competition	Corvette Z06.R GT3	3	1:44.651	6.528	1.383	148,2	17:43:04
20	21 L.Ludwig/A.Day	BKK Mobil Oil Zakspeed	Mercedes-Benz SLS AMG GT3	2	1:45.552	7.429	0.901	146,9	17:42:04
21	13 D.Jahn/S.Barth	RWT RACING Team	Corvette Z06.R GT3	2	1:46.258	8.135	0.706	145,9	17:41:51
22	23 J.Seyffarth/M.Engel	ROWE RACING	Mercedes-Benz SLS AMG GT3	2	1:46.502	8.379	0.244	145,6	17:42:35
23	26 M.Götz/M.Buhk	H.T.P. Motorsport	Mercedes-Benz SLS AMG GT3	2	1:46.923	8.800	0.421	145,0	17:42:33
24	6 S.Asch/P.Frommenwiler	Farnbacher Racing	Porsche 911 GT3 R	5	1:52.507	14.384	5.584	137,8	18:40:57
25	16 R.Frey/P.Geipel	YACO Racing	Audi R8 LMS ultra	7	1:54.082	15.959	1.575	135,9	18:44:41

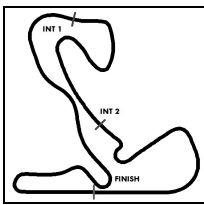
(*G*) marks the gentlemen driver

Subject to final scrutineering!

Publications Time:

Clerk of the course:

Time Keeping:



ADAC GT Masters

Lap analysis Qualifying 1



Provisional

Reg. Nr.: 0301.14.127

Friday 9.5.2014 17:35

Circuit Zandvoort, Length: 4307 m

Air temperature: 10.9°C

Track temperature: 12.0°C

Weather condition: Dry

Lap	Time	SE1	SP1	SE2	SP2	SE3	SP3	TSP	Lap	Time	SE1	SP1	SE2	SP2	SE3	SP3	TSP
1	Andreas Wirth, DEU/ Daniel Keilwitz, DEU								theoretical besttime: 1:38.971								
1	2:08.687	1:06.857	186	27.821	198	34.009	246		7	1:58.754	52.697	169	31.545	178	34.512	237	193
2	1:40.996	44.777	199	26.600	220	29.619	252	242	8	1:56.860	52.341	172	29.895	179	34.624	237	205
3	1:44.936	46.872	171	27.975	192	30.089	251	263	9	1:54.826	50.954	170	29.774	200	34.098	234	206
4	1:38.971	43.490	201	26.262	219	29.219	251	265	10	1:55.385	51.318	172	29.886	190	34.181	237	219
5	2:03.441	43.493	201	30.646	178	49.302		262	11	2:13.353	56.241	159	32.293	150	44.819		193
6	55:04.251	53:56.099	146	32.389	160	35.763	236										

2	Patrick Assenheimer, DEU/ Diego Alessi, ITA								theoretical besttime: 1:44.651								
1	4:29.559	3:27.404	161	29.482	185	32.673	236		6	2:08.652	59.229	148	32.663	160	36.760	227	166
2	1:50.317	47.414	182	28.736	163	34.167	242	239	7	2:01.941	55.232	152	30.768	158	35.941	228	206
3	1:44.651	47.062	184	26.758	207	30.831	244	241	8	2:00.264	54.544	152	30.247	171	35.473	229	193
4	2:05.692	52.903	145	30.943	158	41.846		252	9	1:57.766	52.907	161	30.167	178	34.692	232	195
5	53:35.754	52:23.066	124	33.952	145	38.736	213		10	2:13.837	56.011	145	30.903	151	46.923		197

3	Kevin Estre, DEU/ Jaap van Lagen, NLD								theoretical besttime: 1:38.779								
1	4:33.665	3:30.059	181	28.060	188	35.546	238		5	57:45.249	56:38.417	150	31.454	168	35.378	226	
2	1:43.963	44.309	195	26.300	210	33.354	240	247	6	1:55.704	52.516	172	29.682	189	33.506	227	178
3	1:38.779	43.594	196	26.115	210	29.070	239	249	7	1:54.122	51.049	178	29.483	183	33.590	228	195
4	2:05.087	50.324	159	28.733	179	46.030		251	8	2:09.664	52.819	153	29.983	188	46.862		205

4	Antonios Wossos, GRC/ Wolf Nathan, NLD								theoretical besttime: 1:41.535								
1	2:12.548	1:11.365	158	28.808	188	32.375	228		5	2:02.219	44.864	192	29.420	148	47.935		251
2	1:45.335	47.226	183	27.500	209	30.609	237	236	6	59:50.837	58:38.760	144	32.416	148	39.661	212	
3	1:44.968	47.286	183	27.563	209	30.119	237	250	7	2:01.697	55.039	159	30.688	166	35.970	224	181
4	1:41.681	45.010	190	27.033	210	29.638	239	250	8	2:12.543	54.018	149	31.829	151	46.696		185

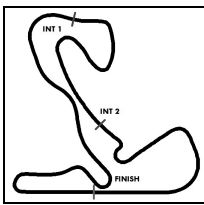
5	Nathan Morcom, AUS/ Mario Farnbacher, DEU								theoretical besttime: 1:41.031								
1	3:52.258	2:44.206	123	33.537	158	34.515	231		5	52:48.571	51:38.365	155	32.479	162	37.727	220	
2	1:48.504	48.804	185	28.200	200	31.500	235	223	6	2:07.051	56.221	155	33.501	158	37.329	223	191
3	1:41.878	45.286	193	26.647	211	29.945	237	239	7	2:02.291	53.075	156	33.163	164	36.053	223	191
4	2:02.035	44.439	191	29.940	128	47.656		250	8	2:08.886	52.421	160	31.757	169	44.708		209

6	Sebastian Asch, DEU/ Philipp Frommenwiler, CHE								theoretical besttime: 1:52.421								
1	7:02.509	5:50.650	165	35.236	118	36.623	213		5	1:52.507	49.761	177	29.090	196	33.656	230	212
2	2:13.448	51.944	191	29.004	142	52.500		185	6	1:53.828	50.681	174	29.186	200	33.961	230	211
3	52:54.400	51:47.727	155	31.147	172	35.526	225		7	2:00.076	49.841	171	29.500	199	40.735		217
4	1:55.166	51.601	176	29.430	185	34.135	230	181	8	3:17.592	1:56.196	145	32.253	161	49.143		

7	Herbert Handlos, AUT/ Alfred Renauer, DEU								theoretical besttime: 1:41.390								
1	3:29.877	2:27.343	161	29.986	185	32.548	233		3	1:41.915	45.398	189	26.571	207	29.946	240	251
2	1:44.525	47.406	187	27.117	210	30.002	237	238	4	1:53.226	44.873	191	27.052	213	41.301		253

8	Robert Renauer, DEU/ Norbert Siedler, AUT								theoretical besttime: 1:38.123								
1	2:32.501	1:29.702	162	30.058	196	32.741	228		3	1:38.123	43.580	200	25.755	213	28.788	241	251
2	1:44.549	47.226	180	27.417	207	29.906	239	231	4	1:52.418	43.891	191	28.416	201	40.111		254

9	Florian Scholze, DEU/ Dominik Jöst, DEU								theoretical besttime: 1:40.034								
1	2:33.268	1:30.583	135	29.963	177	32.722	235		4	1:40.254	44.275	198	26.239	214	29.740	241	252
2	1:45.321	48.187	177	27.108	212	30.026	239	221	5	2:13.271	46.925	142	36.102	124	50.244		253
3	1:40.760	44.834	195	26.406	214	29.520	239	252									



ADAC GT Masters

Lap analysis Qualifying 1



Provisional

Reg. Nr.: 0301.14.127

Friday 9.5.2014 17:35

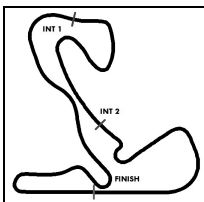
Circuit Zandvoort, Length: 4307 m

Air temperature: 10.9°C

Track temperature: 12.0°C

Weather condition: Dry

Lap	Time	SE1	SP1	SE2	SP2	SE3	SP3	TSP	Lap	Time	SE1	SP1	SE2	SP2	SE3	SP3	TSP
10 Kelvin van der Linde, ZAF/ Rene Rast, DEU									theoretical besttime: 1:39.356								
1	4:25.866	3:19.392	123	34.398	171	32.076	233		5	53:26.173	52:20.722	151	30.161	185	35.290	223	
2	1:46.938	48.248	165	28.161	206	30.529	237	211	6	1:56.557	52.335	166	30.025	201	34.197	226	202
3	1:39.356	43.752	196	26.430	209	29.174	238	248	7	1:54.039	50.983	167	29.166	203	33.890	226	218
4	2:07.645	48.476	137	32.083	140	47.086		250	8	2:02.856	52.303	161	29.404	192	41.149		195
11 Fabian Hamprecht, DEU/ Nicki Thiim, DNK									theoretical besttime: 1:39.279								
1	5:07.999	4:09.778	179	27.815	207	30.406	238		3	1:57.334	43.568	196	26.120	210	47.646		251
2	1:40.949	45.065	194	26.293	211	29.591	238	250									
12 Christer Jöns, DEU/ Markus Winkelhock, DEU									theoretical besttime: 1:39.149								
1	5:07.171	4:09.210	157	27.779	209	30.182	237		3	1:57.210	43.854	194	26.065	212	47.291		251
2	1:40.110	44.314	196	26.566	211	29.230	239	249									
13 David Jahn, DEU/ Sven Barth, DEU									theoretical besttime: 1:41.745								
1	5:05.334	4:03.251	151	29.571	188	32.512	236		5	2:01.441	55.498	156	30.399	156	35.544	227	171
2	1:46.258	48.645	189	27.115	209	30.498	241	226	6	1:57.693	52.743	166	29.947	165	35.003	228	185
3	1:55.993	44.616	199	26.631	216	44.746		252	7	1:57.757	53.082	167	30.060	179	34.615	229	195
4	54:17.201	53:08.680	146	32.340	162	36.181	226		8	1:57.381	53.050	167	29.980	193	34.351	228	197
14 Florian Spengler, DEU/ Marko Asmer, EST									theoretical besttime: 1:41.410								
1	3:15.333	2:13.849	169	28.916	195	32.568	234		3	1:42.122	45.294	192	26.957	210	29.871	238	249
2	1:43.999	46.489	190	27.208	211	30.302	237	245	4	1:49.851	44.771	194	26.768	211	38.312		250
16 Rahel Frey, CHE/ Philip Geipel, DEU									theoretical besttime: 1:44.438								
1	5:17.043	4:11.580	157	29.944	183	35.519	228		5	1:57.144	52.338	175	30.241	197	34.565	223	201
2	1:54.576	54.585	177	29.702	202	30.289	237	215	6	1:58.143	54.651	175	29.491	192	34.001	225	224
3	2:07.213	44.690	197	34.182	138	48.341		248	7	1:54.082	50.366	180	29.459	204	34.257	224	204
4	54:33.558	53:26.125	166	31.375	168	36.058	223		8	2:05.584	52.503	172	30.980	179	42.101		217
17 Remo Lips, CHE/ Lennart Marioneck, DEU									theoretical besttime: 1:41.665								
1	2:50.592	1:47.237	137	30.208	170	33.147	236		7	2:09.319	1:00.634	142	31.917	150	36.768	227	161
2	1:48.063	48.577	188	27.459	216	32.027	241	239	8	2:02.969	55.579	156	31.128	171	36.262	226	196
3	1:42.216	45.478	196	26.574	211	30.164	243	252	9	2:02.233	55.041	156	31.571	168	35.621	229	193
4	1:41.667	44.932	195	26.576	214	30.159	243	251	10	1:58.634	52.719	169	30.710	176	35.205	227	206
5	2:05.906	52.209	139	32.429	158	41.268		249	11	2:13.368	56.078	140	31.957	176	45.333		209
6	52:51.950	51:28.984	139	35.407	144	47.559	169										
18 Toni Seiler, CHE/ Jeroen Bleekemolen, NLD									theoretical besttime: 1:40.656								
1	2:24.828	1:21.375	139	31.062	176	32.391	233		4	1:40.839	44.374	194	26.472	215	29.993	239	257
2	1:59.255	57.548	159	29.980	175	31.727	238	224	5	2:08.952	49.410	142	31.957	154	47.585		255
3	1:41.538	45.091	195	26.637	216	29.810	241	254	6	1:01:08.1	59:41.287	130	34.838	138	51.999		
19 Claudia Hürtgen, DEU/ Dominik Baumann, AUT									theoretical besttime: 1:40.602								
1	3:12.501	2:09.696	166	30.264	187	32.541	228		6	1:55.472	51.066	173	29.880	183	34.526	227	195
2	1:49.163	47.967	181	27.505	208	33.691	236	216	7	1:53.821	50.019	173	29.341	179	34.461	226	214
3	1:43.268	45.194	195	28.240	201	29.834	239	246	8	1:53.631	50.159	178	29.282	188	34.190	226	223
4	1:52.901	44.218	193	26.550	210	42.133		251	9	1:59.936	49.300	178	29.365	198	41.271		231
5	53:25.710	52:20.430	169	30.050	172	35.230	223		10	3:26.240	2:08.226	175	29.600	181	48.414		
20 Max Sandritter, DEU/ Jens Klingmann, DEU									theoretical besttime: 1:39.732								
1	3:26.973	2:25.183	153	29.751	177	32.039	231		3	1:40.089	44.206	197	26.290	212	29.593	239	249
2	1:46.012	45.878	191	26.550	210	33.584	236	230	4	7:32.550	43.849	194	4:51.841	41	1:56.860		253



ADAC GT Masters

Lap analysis Qualifying 1



Provisional

Reg. Nr.: 0301.14.127

Friday 9.5.2014 17:35

Circuit Zandvoort, Length: 4307 m

Air temperature: 10.9°C

Track temperature: 12.0°C

Weather condition: Dry

Lap	Time	SE1	SP1	SE2	SP2	SE3	SP3	TSP	Lap	Time	SE1	SP1	SE2	SP2	SE3	SP3	TSP
21	Luca Ludwig, DEU/ Alon Day, ISR								theoretical besttime: 1:40.986								
1	5:19.138	4:14.306	172	30.734	199	34.098	238		5	1:57.358	53.081	171	29.681	181	34.596	226	182
2	1:45.552	45.732	189	29.837	213	29.983	241	248	6	1:55.758	52.074	175	29.547	192	34.137	228	199
3	2:10.021	44.016	196	26.987	169	59.018		255	7	1:55.213	51.484	176	29.479	198	34.250	227	205
4	55:50.004	54:42.921	151	31.181	174	35.902	221		8	2:05.471	51.427	179	29.578	197	44.466		208

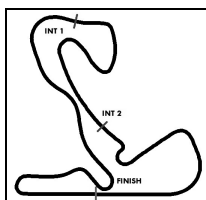
23	Jan Seyffarth, DEU/ Maro Engel, DEU								theoretical besttime: 1:45.156								
1	5:48.884	4:48.868	174	28.557	194	31.459	238		6	1:54.661	50.753	180	29.513	200	34.395	226	209
2	1:46.502	44.528	196	26.575	215	35.399	238	252	7	1:54.070	50.715	183	29.302	201	34.053	224	205
3	2:14.773	47.408	108	39.035	120	48.330		254	8	1:54.601	50.430	178	29.804	192	34.367	225	212
4	52:14.710	51:09.449	163	30.330	178	34.931	226		9	1:55.004	50.906	179	29.946	203	34.152	226	206
5	1:55.757	51.779	175	29.755	186	34.223	227	195	10	2:09.874	51.143	164	29.995	183	48.736		203

24	Albert von Thurn und Taxis, DEU/ Peter Kox, NLD								theoretical besttime: 1:41.499								
1	3:47.371	2:39.278	114	33.650	185	34.443	236		6	2:00.831	54.290	158	30.910	177	35.631	229	200
2	1:50.758	50.328	179	29.769	178	30.661	245	235	7	1:57.376	52.009	171	30.094	186	35.273	231	216
3	1:41.560	44.758	197	26.705	218	30.097	240	257	8	1:59.553	53.067	168	30.572	179	35.914	232	200
4	2:03.374	44.697	194	31.533	115	47.144		257	9	1:57.345	51.428	177	30.423	192	35.494	230	218
5	52:52.598	51:44.705	159	31.439	182	36.454	227		10	2:07.644	52.722	124	31.785	179	43.137		213

26	Maximilian Götz, DEU/ Maximilian Buhk, DEU								theoretical besttime: 1:44.747								
1	5:46.547	4:47.378	174	28.050	204	31.119	240		6	1:55.520	51.149	177	29.433	187	34.938	227	218
2	1:46.923	45.000	194	27.249	192	34.674	240	253	7	1:53.869	50.450	179	29.475	189	33.944	230	215
3	1:56.430	43.564	199	27.714	164	45.152		255	8	1:53.896	50.546	180	29.416	196	33.934	229	214
4	52:52.825	51:47.080	146	30.367	171	35.378	227		9	1:54.271	50.526	180	29.690	193	34.055	229	211
5	1:55.758	51.638	169	29.856	180	34.264	227	200	10	2:14.247	55.873	140	31.359	165	47.015		218

27	Luca Stolz, DEU/ Heinz-Harald Frentzen, DEU								theoretical besttime: 1:39.896								
1	3:39.943	2:38.949	153	29.528	194	31.466	236		3	1:40.720	44.317	174	26.551	215	29.852	240	256
2	1:40.854	45.061	197	26.322	214	29.471	241	240	4	2:11.512	44.103	197	28.143	180	59.266		255

100	Florian Stoll, DEU/ Daniel Dobitsch, AUT								theoretical besttime: 1:39.457								
1	2:04.059	1:05.106	179	28.582	203	30.371	233		6	1:55.539	50.978	170	30.398	189	34.163	223	211
2	1:41.381	44.680	196	26.710	210	29.991	235	244	7	1:53.357	50.029	174	29.366	196	33.962	225	217
3	1:39.891	44.091	197	26.663	209	29.137	237	247	8	1:52.175	49.398	178	29.011	204	33.766	225	224
4	1:53.066	43.999	197	26.321	211	42.746		249	9	1:52.123	49.494	178	29.137	202	33.492	224	233
5	56:36.971	55:31.934	164	30.031	188	35.006	221		10	2:14.280	52.282	118	33.799	127	48.199		233



ADAC GT Masters

Vmax list Qualifying 1

Provisional

Reg. Nr.: 0301.14.127

Friday 9.5.2014 17:35



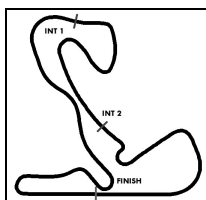
Circuit Zandvoort, Length: 4307 m

Air temperature: 10.9°C

Track temperature: 12.0°C

Weather condition: Dry

Nr	Team, Car, Driver, Nat	Top speed
1	Callaway Competition, Corvette Z06.R GT3 Wirth Andreas , DEU Keilwitz Daniel , DEU	264,58 km/h
24	Reiter Engineering, Chevrolet Camaro GT von Thurn und Taxis Albert , DEU Kox Peter , NLD	257,39 km/h
18	Callaway Competition, Corvette Z06.R GT3 Seiler Toni , CHE Bleekemolen Jeroen , NLD	256,59 km/h
27	H.T.P. Motorsport, Mercedes-Benz SLS AMG GT3 Stolz Luca , DEU Frentzen Heinz-Harald , DEU	255,92 km/h
26	H.T.P. Motorsport, Mercedes-Benz SLS AMG GT3 Götz Maximilian , DEU Buhk Maximilian , DEU	255,38 km/h
21	BKK Mobil Oil Zakspeed, Mercedes-Benz SLS AMG GT3 Ludwig Luca , DEU Day Alon , ISR	255,08 km/h
23	ROWE RACING, Mercedes-Benz SLS AMG GT3 Seyffarth Jan , DEU Engel Maro , DEU	254,24 km/h
8	TONINO Team Herberth, Porsche 911 GT3 R Renauer Robert , DEU Siedler Norbert , AUT	253,64 km/h
7	TONINO Team Herberth, Porsche 911 GT3 R Handlos Herbert , AUT Renauer Alfred , DEU	253,28 km/h
9	TONINO Team Herberth, Porsche 911 GT3 R Scholze Florian , DEU Jöst Dominik , DEU	253,11 km/h
20	PIXUM Team Schubert, BMW Z4 GT3 Sandritter Max , DEU Klingmann Jens , DEU	252,93 km/h
17	Callaway Competition, Corvette Z06.R GT3 Lips Remo , CHE Marioneck Lennart , DEU	252,22 km/h
2	Callaway Competition, Corvette Z06.R GT3 Assenheimer Patrick , DEU Alessi Diego , ITA	251,75 km/h
13	RWT RACING Team, Corvette Z06.R GT3 Jahn David , DEU Barth Sven , DEU	251,69 km/h



ADAC GT Masters

Vmax list Qualifying 1

Provisional

Reg. Nr.: 0301.14.127

Friday 9.5.2014 17:35



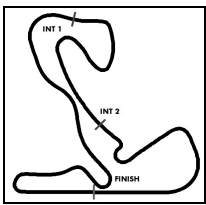
Circuit Zandvoort, Length: 4307 m

Air temperature: 10.9°C

Track temperature: 12.0°C

Weather condition: Dry

Nr	Team, Car, Driver, Nat	Top speed
4	GW IT Racing Team Schütz Motorsport, Porsche 911 GT3 R Wossos Antonios , GRC Nathan Wolf , NLD	251,28 km/h
3	GW IT Racing Team Schütz Motorsport, Porsche 911 GT3 R Estre Kevin , DEU van Lagen Jaap , NLD	251,10 km/h
12	Prosperia C. Abt Racing, Audi R8 LMS ultra Jöns Christer , DEU Winkelhock Markus , DEU	250,93 km/h
11	Prosperia C. Abt Racing, Audi R8 LMS ultra Hamprecht Fabian , DEU Thiim Nicki , DNK	250,87 km/h
19	PIXUM Team Schubert, BMW Z4 GT3 Hürtgen Claudia , DEU Baumann Dominik , AUT	250,70 km/h
5	Farnbacher Racing, Porsche 911 GT3 R Morcom Nathan , AUS Farnbacher Mario , DEU	250,46 km/h
10	Prosperia C. Abt Racing, Audi R8 LMS ultra van der Linde Kelvin , ZAF Rast Rene , DEU	250,23 km/h
14	MRS GT-Racing, McLaren MP4-12C GT3 Spengler Florian , DEU Asmer Marko , EST	249,83 km/h
100	kfzteile24 APR Motorsport, Audi R8 LMS ultra Stoll Florian , DEU Dobitsch Daniel , AUT	248,91 km/h
16	YACO Racing, Audi R8 LMS ultra Frey Rahel , CHE Geipel Philip , DEU	248,45 km/h
6	Farnbacher Racing, Porsche 911 GT3 R Asch Sebastian , DEU Frommenwiler Philipp , CHE	217,04 km/h



ADAC GT Masters

Start Grid Race 1

Provisional

Reg. Nr.: 0301.14.127

Saturday 10.5.2014 12:00



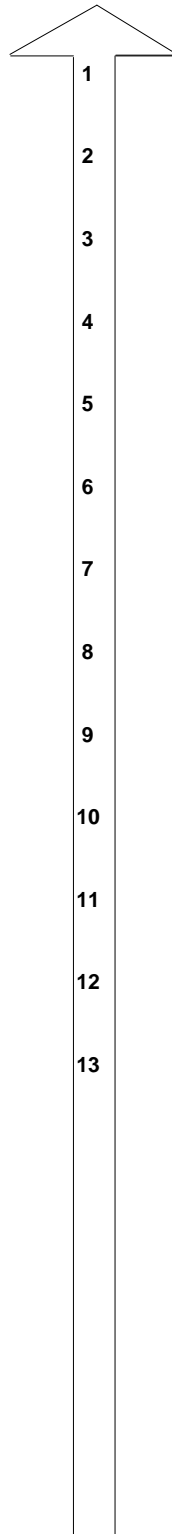
Circuit Zandvoort, Length: 4307 m

Air temperature: 11.1°C

Track temperature: 11.4°C

Weather condition: Wet

3	GW IT Racing Team Schütz Motors	1:38.779
Kevin Este* / Jaap van Lagen		
10	Prosperia C. Abt Racing	1:39.356
Kelvin van der Linde* / Rene Rast		
20	PIXUM Team Schubert	1:40.089
Max Sandritter* / Jens Klingmann		
9	TONINO Team Herberth	1:40.254
Florian Scholze* / Dominik Jöst		
18	Callaway Competition	1:40.839
Toni Seiler* / Jeroen Bleekemolen		
24	Reiter Engineering	1:41.560
Albert von Thurn und Taxis* / Peter Kox		
4	GW IT Racing Team Schütz Motors	1:41.681
Antonios Wossos* / Wolf Nathan		
7	TONINO Team Herberth	1:41.915
Herbert Handlos* / Alfred Renauer		
19	PIXUM Team Schubert	1:43.268
Claudia Hürtgen* / Dominik Baumann		
21	BKK Mobil Oil Zakspeed	1:45.552
Luca Ludwig* / Alon Day		
23	ROWE RACING	1:46.502
Jan Seyffarth* / Maro Engel		
6	Farnbacher Racing	1:52.507
Sebastian Asch* / Philipp Frommenwiler		



POLE POSITION

8	TONINO Team Herberth	1:38.123
Robert Renauer* / Norbert Siedler		
1	Callaway Competition	1:38.971
Andreas Wirth* / Daniel Keilwitz		
100	kfzteile24 APR Motorsport	1:39.891
Florian Stoll* / Daniel Dobitsch		
12	Prosperia C. Abt Racing	1:40.110
Christer Jöns* / Markus Winkelhock		
27	H.T.P. Motorsport	1:40.720
Luca Stolz* / Heinz-Harald Frentzen		
11	Prosperia C. Abt Racing	1:40.949
Fabian Hamprecht* / Nicki Thiim		
17	Callaway Competition	1:41.667
Remo Lips* / Lennart Marioneck		
5	Farnbacher Racing	1:41.878
Nathan Morcom* / Mario Farnbacher		
14	MRS GT-Racing	1:42.122
Florian Spengler* / Marko Asmer		
2	Callaway Competition	1:44.651
Patrick Assenheimer* / Diego Alessi		
13	RWT RACING Team	1:46.258
David Jahn* / Sven Barth		
26	H.T.P. Motorsport	1:46.923
Maximilian Götz* / Maximilian Buhk		
16	YACO Racing	1:54.082
Rahel Frey* / Philip Geipel		

* Marks the starting driver

Publications Time:

Clerk of the course:

Time Keeping: