

# Formel ADAC

## Result List Free Practice



Provisional

Reg. Nr.: 0301.14.127

Friday 9.5.2014 16:35

Circuit Zandvoort, Length: 4307 m

Air temperature: 15.7°C

Track temperature: 18.5°C

Weather condition: Dry

started : 14      classified : 14      not classified : 0

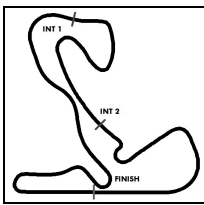
	Competitor Drivers	Sponsor Car	Lap	Best Time	Gap	Diff	Kph	Day Time
1	1 ADAC Berlin Brandenburg e.V. M.Günther(DEU)	Formel ADAC	14	1:42.725			150,9	17:05:22
2	14 Lotus J.Eriksson(SWE)	Formel ADAC	18	1:43.101	0.376	0.376	150,4	17:14:12
3	19 JBR Motorsport & Engineering I.Waliko(POL)	Formel ADAC	17	1:43.143	0.418	0.042	150,3	17:13:59
4	8 Neuhauser Racing Team M.Jensen(DEN)	Formel ADAC	22	1:43.194	0.469	0.051	150,3	17:20:16
5	15 Lotus R.Boschung(CHE)	Formel ADAC	16	1:43.366	0.641	0.172	150,0	17:13:10
6	12 Lotus D.Marschall(DEU)	ADAC Nordbaden e.V. Formel ADAC	20	1:43.513	0.788	0.147	149,8	17:18:04
7	2 ADAC Berlin-Brandenburg e.V. K.Schramm(DEU)	Formel ADAC	16	1:43.545	0.820	0.032	149,7	17:07:57
8	7 Neuhauser Racing Team T.Zimmermann(DEU)	ADAC Württemberg Formel ADAC	18	1:43.563	0.838	0.018	149,7	17:13:35
9	3 ADAC Berlin-Brandenburg e.V. M.Dienst(DEU)	ADAC Nordbaden e.V. Formel ADAC	18	1:44.034	1.309	0.471	149,0	17:14:07
10	5 ADAC Berlin-Brandenburg e.V. P.Hamprecht(DEU)	Formel ADAC	17	1:44.272	1.547	0.238	148,7	17:09:28
11	9 Schiller-Motorsport F.Schiller(DEU)	ADAC Nordrhein e.V. Formel ADAC	14	1:44.548	1.823	0.276	148,3	17:05:45
12	18 JBR Motorsport & Engineering D.Kolkman(DEU)	Formel ADAC	22	1:44.633	1.908	0.085	148,2	17:18:22
13	10 Schiller-Motorsport N.Menzel(DEU)	Formel ADAC	17	1:44.683	1.958	0.050	148,1	17:10:23
14	4 ADAC Berlin-Brandenburg e.V. G.Maggi(CHE)	Formel ADAC	18	1:45.253	2.528	0.570	147,3	17:20:28

Subject to final scrutineering!

Publications Time:

Clerk of the course:

Time Keeping:



# Formel ADAC

## Lap analysis Free Practice



Provisional

Reg. Nr.: 0301.14.127

Friday 9.5.2014 16:35

Circuit Zandvoort, Length: 4307 m

Air temperature: 15.7°C

Track temperature: 18.5°C

Weather condition: Dry

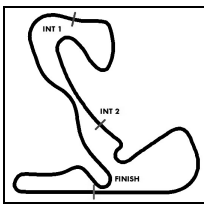
Lap	Time	SE1	SP1	SE2	SP2	SE3	SP3	TSP	Lap	Time	SE1	SP1	SE2	SP2	SE3	SP3	TSP
<b>1 Maximilian Günther, DEU ,</b>									<b>theoretical besttime: 1:42.725</b>								
1	2:28.738	1:23.542	158	31.680	143	33.516	189		12	1:42.836	45.517	184	26.734	179	30.585	204	212
2	1:51.321	51.825	173	27.834	174	31.662	202	193	13	1:43.071	45.713	184	26.731	178	30.627	204	212
3	1:45.841	46.877	177	27.588	175	31.376	202	210	<b>14</b>	<b>1:42.725</b>	<b>45.489</b>	184	<b>26.717</b>	179	<b>30.519</b>	<b>205</b>	213
4	1:44.945	46.453	180	27.417	175	31.075	204	211	15	1:50.759	46.070	182	27.164	177	37.525		<b>214</b>
5	1:46.329	46.394	180	27.347	178	32.588	204	212	16	5:54.861	4:56.899	181	27.101	178	30.861	204	
6	1:52.793	46.754	178	27.477	178	38.562		212	17	1:43.545	45.695	184	27.063	179	30.787	205	213
7	6:46.893	5:45.127	168	29.485	170	32.281	193		18	1:43.865	45.713	184	27.074	175	31.078	205	213
8	1:46.343	47.482	180	27.601	164	31.260	203	197	19	1:43.172	45.657	184	26.847	<b>180</b>	30.668	204	213
9	1:43.570	45.903	184	26.847	177	30.820	204	211	20	1:43.374	45.703	<b>184</b>	26.929	178	30.742	205	212
10	1:43.771	46.048	182	26.973	179	30.750	204	212	21	1:51.938	45.768	182	26.885	178	39.285		213
11	1:43.237	45.878	182	26.797	179	30.562	205	213									

<b>2 Kim Luis Schramm, DEU ,</b>									<b>theoretical besttime: 1:43.413</b>								
1	2:22.491	1:20.485	169	29.490	154	32.516	182		12	1:45.261	46.928	180	27.339	179	30.994	204	208
2	1:54.724	50.175	171	32.492	167	32.057	201	175	13	1:44.329	46.396	182	27.046	179	30.887	204	212
3	1:51.360	47.577	176	27.583	175	36.200	203	210	14	1:43.621	46.073	183	26.942	179	<b>30.606</b>	205	212
4	1:45.797	47.136	180	27.422	177	31.239	204	212	15	1:44.141	46.401	181	26.953	180	30.787	204	213
5	1:45.102	46.719	179	27.244	178	31.139	205	213	<b>16</b>	<b>1:43.545</b>	<b>45.970</b>	<b>184</b>	<b>26.837</b>	<b>181</b>	30.738	205	213
6	1:44.628	46.381	180	27.212	179	31.035	<b>206</b>	213	17	1:53.251	46.136	181	27.243	180	39.872		213
7	1:44.619	46.328	182	27.169	180	31.122	206	<b>214</b>	18	5:47.438	4:49.018	179	27.310	177	31.110	204	
8	1:44.223	46.136	183	27.103	178	30.984	205	213	19	1:44.337	46.254	181	27.222	178	30.861	205	212
9	1:44.243	46.241	181	27.168	179	30.834	206	213	20	1:43.998	46.110	183	26.960	179	30.928	204	213
10	1:55.670	46.564	180	27.468	180	41.638		213	21	1:53.315	46.370	180	27.002	179	39.943		212
11	5:43.549	4:43.536	167	28.268	176	31.745	201										

<b>3 Marvin Dienst, DEU ,</b>									<b>theoretical besttime: 1:44.034</b>								
1	2:33.682	1:30.053	155	30.637	135	32.992	199		11	1:44.793	46.385	179	27.384	179	31.024	204	212
2	1:50.301	49.099	173	29.419	142	31.783	202	207	12	1:54.141	46.983	172	27.690	179	39.468		213
3	1:46.520	47.263	176	27.752	177	31.505	204	210	13	5:36.693	4:29.545	145	34.680	132	32.468	202	
4	1:45.437	46.728	179	27.520	178	31.189	204	212	14	1:48.868	49.566	176	27.683	177	31.619	204	210
5	1:44.954	46.530	179	27.384	178	31.040	205	213	15	1:45.306	46.610	176	27.411	176	31.285	203	212
6	1:44.767	46.434	179	27.327	<b>180</b>	31.006	205	214	16	1:44.784	46.456	178	27.318	177	31.010	204	212
7	1:44.938	46.454	179	27.447	179	31.037	<b>206</b>	<b>215</b>	17	1:44.365	46.281	179	27.126	179	30.958	205	212
8	1:57.535	49.218	174	28.325	178	39.992		189	<b>18</b>	<b>1:44.034</b>	<b>46.099</b>	180	<b>27.033</b>	179	<b>30.902</b>	206	214
9	4:11.195	3:12.258	178	27.654	177	31.283	204		19	1:44.155	<b>46.099</b>	<b>181</b>	27.084	179	30.972	206	213
10	1:45.347	46.625	178	27.412	178	31.310	204	213	20	1:54.180	46.237	180	27.340	178	40.603		213

<b>4 Giorgio Maggi, CHE ,</b>									<b>theoretical besttime: 1:45.118</b>								
1	2:52.379	1:47.344	151	30.776	127	34.259	157		11	1:46.205	47.192	177	27.683	175	31.330	<b>201</b>	209
2	1:52.292	51.743	169	28.242	170	32.307	197	147	12	1:55.408	46.972	177	27.486	<b>176</b>	40.950		209
3	1:59.079	47.771	172	28.337	172	42.971		205	13	8:40.405	7:35.668	158	31.408	138	33.329	163	
4	6:47.466	5:47.701	171	27.913	173	31.852	198		14	1:54.737	52.019	175	28.309	163	34.409	199	160
5	1:46.920	47.743	174	27.616	172	31.561	200	207	15	1:46.349	47.191	176	27.447	175	31.711	198	207
6	1:46.231	47.144	175	27.531	174	31.556	200	209	16	1:45.796	47.039	177	27.386	175	31.371	201	207
7	1:45.827	47.086	176	27.495	174	<b>31.246</b>	200	208	17	1:45.701	47.005	176	27.378	174	31.318	200	209
8	1:45.971	47.152	177	27.373	175	31.446	201	208	<b>18</b>	<b>1:45.253</b>	<b>46.626</b>	177	<b>27.246</b>	174	31.381	200	209
9	1:45.866	46.999	<b>177</b>	27.393	176	31.474	201	209									
10	1:46.541	47.534	174	27.571	175	31.436	201	<b>210</b>									

<b>5 Philip Hamprecht, DEU ,</b>									<b>theoretical besttime: 1:44.018</b>								
1	2:42.353	1:39.627	164	29.573	146	33.153	196		13	1:44.836	46.370	180	27.402	177	31.064	<b>204</b>	211
2	1:50.926	49.167	170	29.099	136	32.660	199	202	14	1:44.858	46.565	180	27.336	176	30.957	203	<b>212</b>
3	1:46.946	47.433	177	27.885	174	31.628	201	207	15	1:45.155	46.642	180	27.335	177	31.178	203	212
4	1:45.746	46.835	179	27.600	175	31.311	202	209	16	1:44.727	46.289	181	27.382	177	31.056	203	211
5	1:45.467	46.811	177	27.486	175	31.170	201	210	<b>17</b>	<b>1:44.272</b>	<b>46.121</b>	<b>182</b>	<b>27.259</b>	177	<b>30.892</b>	203	211
6	1:45.396	46.769	179	27.417	176	31.210	203	210	18	1:44.344	46.062	182	<b>27.182</b>	177	31.100	203	212
7	1:45.789	46.694	180	27.813	174	31.282	204	<b>212</b>	19	1:44.511	46.202	182	27.216	<b>178</b>	31.093	203	211
8	1:44.912	46.475	179	27.392	176	31.045	203	211	20	1:44.288	45.968	181	27.188	177	31.132	204	212



# Formel ADAC

## Lap analysis Free Practice



Provisional

Reg. Nr.: 0301.14.127

Friday 9.5.2014 16:35

Circuit Zandvoort, Length: 4307 m

Air temperature: 15.7°C

Track temperature: 18.5°C

Weather condition: Dry

Lap	Time	SE1	SP1	SE2	SP2	SE3	SP3	TSP	Lap	Time	SE1	SP1	SE2	SP2	SE3	SP3	TSP
9	1:44.593	46.303	180	27.340	176	30.950	204	212	21	1:44.427	46.090	181	27.456	175	<b>30.881</b>	203	212
10	1:54.367	46.618	179	27.491	176	40.258		211	22	1:44.339	45.955	182	27.188	178	31.196	203	211
11	5:12.019	4:10.299	172	29.042	144	32.678	179		23	1:45.505	46.822	164	27.561	176	31.122	202	211
12	1:46.591	47.830	180	27.579	176	31.182	203	178	24	1:53.534	46.406	180	27.329	177	39.799		211

### 7 Tim Zimmermann, DEU ,

theoretical besttime: 1:43.449

1	3:38.116	2:31.482	145	31.668	125	34.966	164		12	1:47.585	48.423	179	27.779	166	31.383	201	169
2	1:49.331	49.777	176	28.131	164	31.423	203	155	13	1:43.971	46.324	180	26.812	178	30.835	202	209
3	1:45.651	47.109	178	27.429	179	31.113	203	210	14	1:43.711	46.061	182	26.887	179	30.763	202	209
4	1:44.528	46.465	181	27.232	179	30.831	<b>205</b>	211	15	1:43.987	46.126	181	26.983	179	30.878	203	209
5	1:44.386	46.280	181	27.150	180	30.956	204	<b>212</b>	16	1:43.645	46.087	181	<b>26.806</b>	<b>180</b>	30.752	203	210
6	1:44.743	46.469	179	27.407	177	30.867	204	<b>212</b>	17	1:43.983	45.926	182	26.990	179	31.067	203	211
7	1:45.007	46.479	179	27.408	179	31.120	203	211	<b>18</b>	<b>1:43.563</b>	45.906	<b>182</b>	26.920	179	<b>30.737</b>	204	210
8	1:44.478	46.439	180	27.175	180	30.864	203	211	19	1:44.398	46.239	182	27.135	179	31.024	203	210
9	1:44.384	46.298	181	27.124	179	30.962	203	211	20	1:43.895	46.054	182	27.024	180	30.817	204	210
10	1:57.022	46.881	179	27.999	176	42.142		211	21	1:44.611	46.240	181	27.325	179	31.046	204	211
11	6:47.082	5:42.560	165	30.634	120	33.888	164		22	1:55.415	46.190	180	27.212	178	42.013		211

### 8 Mikkel Jensen, DEN ,

theoretical besttime: 1:43.194

1	3:05.088	2:03.374	159	29.279	146	32.435	185		13	1:48.291	48.875	174	27.783	155	31.633	202	170
2	1:47.766	48.308	175	27.847	173	31.611	200	174	14	1:44.441	46.428	182	27.070	177	30.943	203	210
3	1:45.512	46.925	179	27.513	175	31.074	201	208	15	1:43.930	46.109	182	27.081	178	30.740	204	211
4	1:52.021	50.610	174	29.997	158	31.414	202	209	16	1:43.429	45.831	183	27.020	179	30.578	204	212
5	1:44.699	46.400	182	27.229	177	31.070	204	210	17	1:43.499	45.935	184	26.870	<b>180</b>	30.694	203	212
6	1:44.421	46.322	182	27.210	179	30.889	205	211	18	1:49.981	48.870	174	29.123	137	31.988	203	212
7	1:44.318	46.259	181	27.254	179	30.805	<b>205</b>	212	19	1:43.843	45.903	183	27.076	179	30.864	204	211
8	1:44.038	46.089	182	27.214	177	30.735	205	213	20	1:43.604	45.877	<b>185</b>	26.985	178	30.742	205	212
9	1:44.217	46.186	182	27.214	177	30.817	204	<b>213</b>	21	1:43.429	45.914	184	26.938	179	30.577	205	212
10	1:55.606	47.977	178	29.501	177	38.128		211	<b>22</b>	<b>1:43.194</b>	45.776	184	<b>26.867</b>	178	<b>30.551</b>	205	212
11	6:49.518	5:45.336	153	31.040	133	33.142	176										
12	1:51.897	50.977	129	28.769	150	32.151	185	166									

### 9 Fabian Schiller, DEU ,

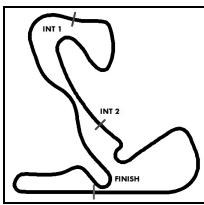
theoretical besttime: 1:44.392

1	2:26.135	1:22.871	159	30.017	170	33.247	198		12	1:45.165	46.655	181	27.561	178	30.949	206	212
2	1:48.177	48.570	175	28.047	175	31.560	204	206	13	1:45.871	47.221	171	27.675	178	30.975	205	213
3	1:46.076	47.247	177	27.551	177	31.278	204	211	<b>14</b>	<b>1:44.548</b>	46.411	179	<b>27.280</b>	179	<b>30.857</b>	205	212
4	1:45.929	46.621	177	27.488	177	31.820	204	213	15	1:44.906	46.426	179	27.492	178	30.988	204	<b>213</b>
5	1:45.461	46.824	179	27.537	177	31.100	205	212	16	1:44.685	46.255	181	27.426	178	31.004	205	212
6	1:44.722	46.540	180	27.292	178	30.890	206	211	17	1:57.377	47.150	179	27.535	<b>179</b>	42.692		213
7	1:45.234	46.710	178	27.561	176	30.963	205	212	18	4:29.913	3:31.198	180	27.628	176	31.087	205	
8	1:45.012	46.412	179	27.422	177	31.178	<b>206</b>	213	19	1:45.065	46.642	180	27.415	178	31.008	205	212
9	1:58.791	47.384	173	28.395	178	43.012		211	20	1:45.047	46.396	181	27.501	176	31.150	205	213
10	6:58.022	5:57.804	173	27.803	177	32.415	201		21	1:44.714	46.324	<b>181</b>	27.348	177	31.042	205	212
11	1:46.352	47.577	177	27.585	177	31.190	205	209									

### 10 Nico Menzel, DEU ,

theoretical besttime: 1:44.548

1	2:06.933	1:03.978	164	30.128	164	32.827	195		12	1:44.841	46.587	179	<b>27.213</b>	177	31.041	202	209
2	1:48.185	48.448	173	27.924	173	31.813	200	183	13	1:45.517	46.623	179	27.250	<b>177</b>	31.644	201	210
3	1:45.870	47.057	175	27.429	173	31.384	202	208	14	1:44.871	46.527	179	27.264	176	31.080	202	210
4	1:46.050	46.615	177	27.809	174	31.626	201	210	15	1:45.162	46.571	178	27.438	175	31.153	202	210
5	1:45.337	46.892	176	27.346	175	31.099	203	209	16	1:44.923	46.423	179	27.499	176	31.001	202	211
6	1:44.949	46.602	179	27.274	176	31.073	203	210	<b>17</b>	<b>1:44.683</b>	46.455	179	27.316	176	<b>30.912</b>	203	211
7	1:45.016	46.516	177	27.441	175	31.059	203	210	18	1:44.805	46.446	<b>180</b>	27.314	177	31.045	<b>203</b>	211
8	1:45.468	46.796	176	27.469	176	31.203	202	<b>211</b>	19	1:45.616	47.030	177	27.570	176	31.016	202	211
9	1:57.242	46.671	177	27.476	175	43.095		210	20	1:45.258	46.713	179	27.406	175	31.139	203	210
10	6:43.684	5:44.894	177	27.483	175	31.307	202		21	1:57.240	46.547	179	27.448	177	43.245		211
11	1:45.142	46.789	178	27.334	175	31.019	202	209	22	3:47.289	2:36.707	177	27.725	176	42.857		



# Formel ADAC

## Lap analysis Free Practice



Provisional

Reg. Nr.: 0301.14.127

Friday 9.5.2014 16:35

Circuit Zandvoort, Length: 4307 m

Air temperature: 15.7°C

Track temperature: 18.5°C

Weather condition: Dry

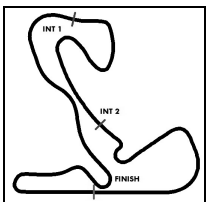
Lap	Time	SE1	SP1	SE2	SP2	SE3	SP3	TSP	Lap	Time	SE1	SP1	SE2	SP2	SE3	SP3	TSP
<b>12 Dennis Marschall, DEU ,</b>									<b>theoretical besttime: 1:43.493</b>								
1	2:37.636	1:13.851	128	32.474	124	51.311			13	1:44.482	46.484	178	27.239	178	30.759	203	211
2	2:38.578	1:35.125	144	29.782	136	33.671	166		14	1:44.096	46.265	178	27.139	179	30.692	204	212
3	1:47.613	48.747	174	27.817	175	31.049	203	168	15	1:43.884	46.068	180	27.071	<b>181</b>	30.745	<b>207</b>	<b>212</b>
4	1:45.486	46.864	177	27.479	177	31.143	204	211	16	1:44.056	46.221	179	27.216	178	30.619	204	209
5	1:44.855	46.596	178	27.373	177	30.886	204	211	17	1:43.868	46.115	179	27.124	178	30.629	204	212
6	1:44.665	46.425	176	27.350	177	30.890	204	212	18	1:53.830	53.497	144	29.254	177	31.079	203	212
7	1:53.761	46.547	177	29.950	112	37.264	204	212	19	1:43.704	46.035	179	27.089	177	30.580	204	211
8	1:44.775	46.667	176	27.350	179	30.758	205	212	<b>20</b>	<b>1:43.513</b>	<b>45.914</b>	<b>180</b>	<b>27.037</b>	178	30.562	204	211
9	1:44.855	46.503	178	27.399	178	30.953	204	212	21	1:43.805	46.052	179	27.211	177	<b>30.542</b>	203	211
10	1:58.153	46.697	175	27.506	179	43.950		212	22	1:44.025	46.183	178	27.111	178	30.731	205	210
11	7:31.549	6:26.596	138	30.605	130	34.348	158										
12	1:50.880	50.908	159	28.660	163	31.312	203	169									

<b>14 Joel Eriksson, SWE ,</b>									<b>theoretical besttime: 1:43.069</b>								
1	3:11.139	2:04.856	145	31.357	129	34.926	160		12	5:17.021	4:09.176	138	31.214	128	36.631	154	
2	1:53.973	51.780	160	29.669	123	32.524	201	152	13	1:54.301	52.666	142	29.986	125	31.649	203	154
3	1:45.348	46.824	176	27.457	174	31.067	202	209	14	1:43.826	46.058	181	27.035	177	30.733	204	210
4	1:45.155	46.671	176	27.442	175	31.042	203	209	15	1:43.390	45.883	180	<b>26.903</b>	178	30.604	202	211
5	1:44.775	46.504	178	27.289	177	30.982	204	211	16	1:43.548	45.852	180	27.085	177	30.611	203	210
6	1:55.428	46.720	162	30.311	115	38.397	160	211	17	1:43.288	45.822	179	26.946	178	30.520	<b>204</b>	211
7	2:18.854	1:05.260	103	41.635	118	31.959	201	151	<b>18</b>	<b>1:43.101</b>	<b>45.668</b>	<b>181</b>	26.935	177	<b>30.498</b>	<b>204</b>	<b>212</b>
8	1:44.774	46.592	180	27.241	177	30.941	203	209	19	1:52.345	45.929	181	33.902	98	32.514	203	211
9	1:44.388	46.306	179	27.206	<b>179</b>	30.876	203	211	20	1:48.743	45.762	<b>182</b>	26.941	177	36.040	141	211
10	1:54.193	47.250	166	28.329	176	38.614		211	21	2:29.432	1:05.006	110	40.782	73	43.644		134
11	3:25.590	2:19.245	174	27.729	176	38.616											

<b>15 Ralph Boschung, CHE ,</b>									<b>theoretical besttime: 1:43.131</b>								
1	3:29.186	2:19.067	136	32.983	121	37.136	149		12	1:59.804	54.985	174	33.342	145	31.477	204	153
2	1:54.996	55.512	173	27.946	176	31.538	202	140	13	1:43.816	46.109	181	27.092	179	30.615	204	213
3	1:54.881	51.515	171	30.588	123	32.778	204	210	14	1:43.593	45.887	182	27.109	179	30.597	205	213
4	1:45.145	46.700	177	27.506	177	30.939	204	212	15	1:48.620	48.126	179	28.648	158	31.846	204	214
5	1:44.536	46.329	179	27.318	178	30.889	204	213	<b>16</b>	<b>1:43.366</b>	46.018	<b>183</b>	<b>26.927</b>	180	<b>30.421</b>	205	212
6	1:56.130	47.407	165	29.940	170	38.783		213	17	1:43.588	45.783	183	27.094	177	30.711	<b>207</b>	214
7	2:56.172	1:57.436	175	27.635	176	31.101	205		18	1:43.677	45.901	183	27.020	179	30.756	205	<b>215</b>
8	1:45.094	46.592	180	27.537	178	30.965	204	213	19	1:43.451	45.904	182	27.013	<b>180</b>	30.534	205	214
9	1:44.555	46.545	179	27.268	178	30.742	204	212	20	1:43.634	45.952	182	27.073	179	30.609	205	213
10	1:51.242	46.340	180	27.552	177	37.350		212									
11	8:08.928	6:57.695	149	34.587	122	36.646	140										

<b>18 David Kolkman, DEU ,</b>									<b>theoretical besttime: 1:44.592</b>								
1	2:10.086	1:03.588	157	31.934	134	34.564	175		13	1:53.588	51.349	170	28.883	164	33.356	179	170
2	1:54.390	50.125	169	29.375	152	34.890	157	175	14	1:51.430	51.597	176	27.853	176	31.980	204	181
3	1:52.815	52.427	172	28.392	176	31.996	202	163	15	1:47.080	47.864	174	27.903	178	31.313	204	212
4	1:50.006	47.759	175	27.876	177	34.371	202	210	16	1:45.015	46.742	180	27.192	178	31.081	204	212
5	1:47.620	47.885	174	27.924	176	31.811	203	211	17	1:44.756	46.631	180	27.133	179	<b>30.992</b>	204	213
6	1:47.083	47.616	176	27.773	178	31.694	204	211	18	1:46.218	47.651	178	27.483	177	31.084	204	213
7	1:47.403	47.453	175	27.586	178	32.364	205	212	19	1:44.947	46.635	181	27.265	178	31.047	205	213
8	1:46.855	47.586	175	27.826	178	31.443	204	214	20	1:45.746	46.575	180	27.887	159	31.284	<b>207</b>	213
9	1:46.213	47.307	176	27.581	177	31.325	205	213	21	1:46.090	46.803	179	28.128	180	31.159	205	<b>215</b>
10	1:46.021	47.139	177	27.609	179	31.273	204	212	<b>22</b>	<b>1:44.633</b>	46.510	179	<b>27.090</b>	<b>181</b>	31.033	205	214
11	1:53.976	47.160	178	27.534	178	39.282		212	23	1:44.956	46.619	<b>182</b>	27.283	179	31.054	205	214
12	5:11.006	4:02.955	144	32.985	114	35.066	178										

<b>19 Igor Waliiko, POL ,</b>									<b>theoretical besttime: 1:43.126</b>								
1	2:03.018	58.320	156	30.822	134	33.876	193		11	1:54.801	46.076	<b>184</b>	27.046	179	41.679	202	212
2	2:00.267	53.965	152	29.417	146	36.885	162	186	12	1:48.647	46.700	183	30.949	137	30.998	205	211
3	1:50.671	51.753	176	27.692	177	31.226	202	149	13	1:43.674	45.816	183	27.264	178	30.594	204	213
4	1:44.999	46.495	180	27.496	177	31.008	204	211	14	1:43.334	45.776	184	27.055	178	30.503	205	213



# Formel ADAC

## Lap analysis Free Practice



Provisional

Reg. Nr.: 0301.14.127

Friday 9.5.2014 16:35

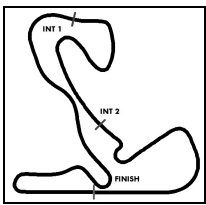
Circuit Zandvoort, Length: 4307 m

Air temperature: 15.7°C

Track temperature: 18.5°C

Weather condition: Dry

Lap	Time	SE1	SP1	SE2	SP2	SE3	SP3	TSP	Lap	Time	SE1	SP1	SE2	SP2	SE3	SP3	TSP
5	1:44.502	46.356	180	27.226	177	30.920	205	212	15	1:43.313	45.822	180	26.941	<b>179</b>	30.550	204	214
6	1:44.082	46.227	181	27.129	179	30.726	205	213	16	1:48.896	49.265	156	28.514	178	31.117	205	213
7	1:44.117	46.152	181	27.220	177	30.745	205	214	<b>17</b>	<b>1:43.143</b>	45.793	183	<b>26.919</b>	179	<b>30.431</b>	<b>206</b>	214
8	1:55.182	47.669	178	27.483	177	40.030		214	18	2:02.268	49.618	123	29.791	178	42.859		<b>214</b>
9	9:57.203	8:50.605	154	30.831	147	35.767	185										
10	1:49.675	51.608	175	27.186	177	30.881	203	169									



Circuit Zandvoort, Length: 4307 m  
Air temperature: 15.6°C  
Track temperature: 18.4°C  
Weather condition: Dry

# Formel ADAC

## Vmax list Free Practice

Provisional

Reg. Nr.: 0301.14.127

Friday 9.5.2014 16:35



Nr	Team, Car, Driver, Nat	Top speed
18	<b>JBR Motorsport &amp; Engineering, Formel ADAC</b> Kolkmann David , DEU	215,44 km/h
15	<b>Lotus, Formel ADAC</b> Boschung Ralph , CHE	214,58 km/h
3	<b>Mücke-Motorsport, Formel ADAC</b> Dienst Marvin , DEU	214,54 km/h
19	<b>JBR Motorsport &amp; Engineering, Formel ADAC</b> Walilko Igor , POL	214,41 km/h
2	<b>Mücke-Motorsport, Formel ADAC</b> Schramm Kim Luis , DEU	214,16 km/h
1	<b>Mücke-Motorsport, Formel ADAC</b> Günther Maximilian , DEU	213,86 km/h
9	<b>Schiller-Motorsport, Formel ADAC</b> Schiller Fabian , DEU	212,81 km/h
8	<b>Neuhauser Racing Team, Formel ADAC</b> Jensen Mikkel , DEN	212,56 km/h
12	<b>Lotus, Formel ADAC</b> Marschall Dennis , DEU	212,43 km/h
14	<b>Lotus, Formel ADAC</b> Eriksson Joel , SWE	211,97 km/h
5	<b>Mücke-Motorsport, Formel ADAC</b> Hamprecht Philip , DEU	211,85 km/h
7	<b>Neuhauser Racing Team, Formel ADAC</b> Zimmermann Tim , DEU	211,68 km/h
10	<b>Schiller-Motorsport, Formel ADAC</b> Menzel Nico , DEU	211,19 km/h
4	<b>Mücke-Motorsport, Formel ADAC</b> Maggi Giorgio , CHE	209,63 km/h