

ADAC GT Masters

Results Test

Provisional



Circuit Zandvoort, Length: 4307 m

Air temperature: 12.7°C

Track temperature: 13.3°C

Weather condition: Dry

Reg. Nr.: 0301.14.127

Friday 9.5.2014 09:00

started : 25 classified : 25 not classified : 0

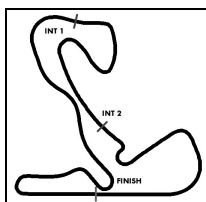
	Drivers	Team	Car	Lap	Best Time	Gap	Diff	Kph	Day Time
1	26 M.Götz/M.Buhk	H.T.P. Motorsport	Mercedes-Benz SLS AMG GT3	17	1:39.441			155,9	9:50:50
2	20 M.Sandritter/J.Klingmann	PIXUM Team Schubert	BMW Z4 GT3	17	1:39.488	0.047	0.047	155,8	9:56:38
3	8 R.Renauer/N.Siedler	TONINO Team Herberth	Porsche 911 GT3 R	9	1:39.595	0.154	0.107	155,7	9:34:15
4	19 C.Hürtgen/D.Baumann	PIXUM Team Schubert	BMW Z4 GT3	20	1:39.935	0.494	0.340	155,2	9:54:09
5	27 L.Stolz/H.Frentzen	H.T.P. Motorsport	Mercedes-Benz SLS AMG GT3	20	1:40.027	0.586	0.092	155,0	9:57:56
6	5 N.Morcom/M.Farnbacher	Farnbacher Racing	Porsche 911 GT3 R	14	1:40.131	0.690	0.104	154,8	9:47:41
7	6 S.Asch/P.Frommenwiler	Farnbacher Racing	Porsche 911 GT3 R	23	1:40.183	0.742	0.052	154,8	10:00:10
8	2 P.Assenheimer/D.Alessi	Callaway Competition	Corvette Z06.R GT3	13	1:40.272	0.831	0.089	154,6	9:45:18
9	23 J.Seyffarth/M.Engel	ROWE RACING	Mercedes-Benz SLS AMG GT3	15	1:40.493	1.052	0.221	154,3	9:55:31
10	1 A.Wirth/D.Keilwitz	Callaway Competition	Corvette Z06.R GT3	18	1:40.576	1.135	0.083	154,2	9:56:55
11	11 F.Hamprecht/N.Thiim	Prosperia C. Abt Racing	Audi R8 LMS ultra	9	1:40.661	1.220	0.085	154,0	9:34:58
12	100 F.Stoll/D.Dobitsch	kfzteile24 APR Motorsport	Audi R8 LMS ultra	14	1:40.696	1.255	0.035	154,0	9:43:31
13	21 L.Ludwig/A.Day	BKK Mobil Oil Zakspeed	Mercedes-Benz SLS AMG GT3	17	1:40.781	1.340	0.085	153,9	9:57:06
14	13 D.Jahn/S.Barth	RWT RACING Team	Corvette Z06.R GT3	18	1:40.866	1.425	0.085	153,7	9:55:09
15	18 T.Seiler(*G*)/J.Bleekemolen	Callaway Competition	Corvette Z06.R GT3	19	1:40.866	1.425		153,7	9:57:08
16	3 K.Estre/J.van Lagen	GW IT Racing Team Schütz Motors	Porsche 911 GT3 R	9	1:41.135	1.694	0.269	153,3	9:41:58
17	10 K.van der Linde/R.Rast	Prosperia C. Abt Racing	Audi R8 LMS ultra	11	1:41.393	1.952	0.258	152,9	9:42:39
18	12 C.Jöns/M.Winkelhock	Prosperia C. Abt Racing	Audi R8 LMS ultra	6	1:41.650	2.209	0.257	152,5	9:26:51
19	16 R.Frey/P.Geipel	YACO Racing	Audi R8 LMS ultra	10	1:42.316	2.875	0.666	151,5	9:36:26
20	9 F.Scholze(*G*)/D.Jöst(*G*)	TONINO Team Herberth	Porsche 911 GT3 R	10	1:42.552	3.111	0.236	151,2	9:35:36
21	14 F.Spengler/M.Asmer	MRS GT-Racing	McLaren MP4-12C GT3	20	1:42.648	3.207	0.096	151,1	10:00:37
22	24 A.von Thum und Taxis/P.Kox	Reiter Engineering	Chevrolet Camaro GT	12	1:43.154	3.713	0.506	150,3	9:44:06
23	4 A.Wossos(*G*)/W.Nathan(*G*)	GW IT Racing Team Schütz Motors	Porsche 911 GT3 R	19	1:43.315	3.874	0.161	150,1	9:57:01
24	17 R.Lips(*G*)/L.Marionek	Callaway Competition	Corvette Z06.R GT3	19	1:43.366	3.925	0.051	150,0	9:55:59
25	7 H.Handlos(*G*)/A.Renauer	TONINO Team Herberth	Porsche 911 GT3 R	21	1:44.745	5.304	1.379	148,0	10:01:14

Subject to final scrutineering!

Publications Time:

Clerk of the course:

Time Keeping:



ADAC GT Masters

Lap analysis Test

Provisional



Circuit Zandvoort, Length: 4307 m

Air temperature: 12.7°C

Track temperature: 13.3°C

Weather condition: Dry

Reg. Nr.: 0301.14.127

Friday 9.5.2014 09:00

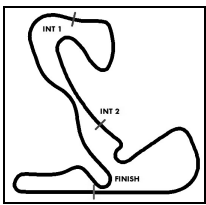
Lap	Time	SE1	SP1	SE2	SP2	SE3	SP3	TSP	Lap	Time	SE1	SP1	SE2	SP2	SE3	SP3	TSP
1	Andreas Wirth, DEU/ Daniel Keilwitz, DEU								theoretical besttime: 1:40.576								
1	2:43.989	1:25.079	131	33.503	167	45.407			11	1:44.064	46.047	187	27.496	217	30.521	248	251
2	2:09.606	1:02.143	149	28.838	204	38.625			12	1:42.576	45.361	188	27.055	218	30.160	248	250
3	4:02.723	2:56.335	168	30.444	149	35.944	232		13	1:49.757	45.109	193	27.130	219	37.518		258
4	1:53.952	50.644	147	30.300	182	33.008	245	230	14	4:20.614	3:18.663	153	30.444	169	31.507	245	
5	1:44.283	46.343	191	27.330	212	30.610	246	229	15	1:43.139	45.920	185	27.150	219	30.069	248	247
6	1:42.922	45.391	192	27.150	212	30.381	247	251	16	1:41.146	44.703	192	26.694	218	29.749	247	253
7	1:42.418	45.307	196	27.101	219	30.010	248	244	17	1:40.797	44.416	190	26.729	219	29.652	249	261
8	1:42.134	45.189	194	26.917	218	30.028	248	250	18	1:40.576	44.363	192	26.659	219	29.554	250	263
9	1:49.854	45.006	196	27.029	215	37.819		260	19	1:48.161	44.613	190	26.885	220	36.663		263
10	6:00.572	4:58.848	177	29.248	132	32.476	244										

2	Patrick Assenheimer, DEU/ Diego Alessi, ITA								theoretical besttime: 1:40.103								
1	2:29.329	1:21.247	150	32.058	129	36.024	215		12	1:43.474	45.729	169	27.218	217	30.527	243	258
2	2:04.047	53.185	160	29.376	132	41.486		186	13	1:40.272	44.295	187	26.439	217	29.538	244	258
3	1:58.813	1:00.368	179	27.385	216	31.060	239		14	1:46.686	44.126	197	26.704	218	35.856		261
4	1:45.965	46.033	185	27.765	133	32.167	223	252	15	5:12.920	4:12.378	152	28.402	186	32.140	236	
5	1:57.060	48.546	184	29.706	141	38.808		169	16	1:47.132	48.094	174	27.937	205	31.101	240	227
6	4:14.496	3:12.651	157	29.403	185	32.442	238		17	1:48.285	48.602	178	28.838	195	30.845	242	216
7	1:44.953	46.839	181	27.200	211	30.914	240	251	18	1:44.949	47.100	183	27.179	209	30.670	242	223
8	1:41.048	44.666	190	26.544	218	29.838	245	255	19	1:44.416	46.887	184	27.018	209	30.511	243	241
9	1:40.956	44.329	189	26.612	218	30.015	243	258	20	1:43.891	46.361	184	27.147	217	30.383	245	235
10	1:47.422	44.541	188	26.673	218	36.208		258	21	1:54.676	46.712	182	28.611	192	39.353		241
11	5:30.787	4:23.981	170	27.551	215	39.255	240										

3	Kevin Estre, DEU/ Jaap van Lagen, NLD								theoretical besttime: 1:40.854								
1	3:58.498	2:54.046	141	30.745	136	33.707	231		11	1:49.793	45.769	189	26.988	210	37.036		251
2	1:44.954	47.191	186	27.241	209	30.522	237	217	12	4:42.182	3:41.648	169	28.567	166	31.967	239	
3	1:42.155	45.341	187	26.712	212	30.102	238	240	13	1:44.923	46.658	182	27.673	208	30.592	238	227
4	1:41.687	44.795	193	26.954	210	29.938	239	243	14	1:43.550	45.908	189	27.308	207	30.334	238	245
5	1:41.610	44.818	187	26.819	211	29.973	238	247	15	1:43.914	45.607	180	27.695	211	30.612	237	229
6	1:51.848	45.078	190	26.998	208	39.772		243	16	1:42.883	45.047	191	27.788	214	30.048	240	241
7	10:55.373	9:57.123	177	27.001	210	31.249	238		17	1:41.919	45.025	191	27.093	208	29.801	239	243
8	1:41.150	44.706	192	26.558	211	29.886	239	243	18	1:42.547	45.146	191	27.179	212	30.222	238	250
9	1:41.135	44.520	191	26.709	210	29.906	241	252	19	1:55.289	46.135	183	27.799	184	41.355		238
10	1:41.501	44.495	190	26.835	212	30.171	241	251									

4	Antonios Wossos, GRC/ Wolf Nathan, NLD								theoretical besttime: 1:42.975								
1	4:42.272	3:30.584	130	33.708	161	37.980	199		12	1:55.444	46.968	173	27.866	197	40.610		238
2	1:58.063	53.856	154	29.964	179	34.243	226	166	13	4:07.698	3:08.211	170	27.951	194	31.536	229	
3	1:53.140	50.888	153	28.754	192	33.498	232	194	14	1:47.371	48.065	183	28.272	206	31.034	233	206
4	1:48.363	48.269	163	28.060	200	32.034	234	218	15	1:45.321	46.948	179	27.454	210	30.919	234	235
5	1:48.617	48.001	165	28.776	197	31.840	233	232	16	1:45.791	46.526	185	28.589	210	30.676	236	245
6	1:47.283	47.735	167	27.867	207	31.681	233	220	17	1:43.859	46.228	188	27.034	210	30.597	235	242
7	1:57.587	48.158	172	27.902	195	41.527		239	18	1:45.557	47.532	185	27.479	210	30.546	238	246
8	4:13.641	3:12.568	168	28.145	191	32.928	235		19	1:43.315	45.921	186	27.150	212	30.244	237	249
9	1:46.267	47.052	172	27.720	197	31.495	235	224	20	1:43.573	45.697	187	27.364	211	30.512	238	250
10	1:44.278	46.095	179	27.363	207	30.820	237	240	21	1:44.826	46.147	186	28.188	210	30.491	238	250
11	1:47.947	47.853	170	27.643	199	32.451	233	242	22	2:05.755	46.187	187	29.637	150	49.931		250

5	Nathan Morcom, AUS/ Mario Farnbacher, DEU								theoretical besttime: 1:40.069								
1	2:14.873	1:04.723	144	30.031	176	40.119			12	1:40.679	44.417	193	26.367	212	29.895	239	239
2	1:59.004	59.507	182	27.981	196	31.516	238		13	1:45.082	44.171	195	29.616	175	31.295	240	250
3	1:42.586	45.598	189	26.730	206	30.258	240	234	14	1:40.131	44.080	195	26.429	213	29.622	240	252
4	1:45.352	47.000	160	28.091	195	30.261	241	233	15	1:46.765	44.574	193	26.532	212	35.659		253
5	1:41.746	44.873	189	26.949	208	29.924	240	252	16	3:19.366	2:17.988	160	28.858	193	32.520	233	
6	1:47.531	44.497	193	26.715	208	36.319		245	17	1:45.316	47.015	180	27.561	209	30.740	236	228
7	4:35.252	3:38.575	188	26.814	208	29.863	240		18	1:43.683	45.585	189	27.325	211	30.773	237	246
8	1:41.953	44.850	191	27.219	208	29.884	240	247	19	1:44.700	47.042	187	27.235	210	30.423	237	241



ADAC GT Masters

Lap analysis Test



Provisional

Reg. Nr.: 0301.14.127

Friday 9.5.2014 09:00

Circuit Zandvoort, Length: 4307 m

Air temperature: 12.7°C

Track temperature: 13.3°C

Weather condition: Dry

Lap	Time	SE1	SP1	SE2	SP2	SE3	SP3	TSP	Lap	Time	SE1	SP1	SE2	SP2	SE3	SP3	TSP
9	1:48.150	44.814	191	27.182	209	36.154		247	20	1:42.480	45.101	187	27.251	212	30.128	239	250
10	6:31.411	5:32.055	167	28.238	200	31.118	235		21	1:42.106	45.083	191	26.967	212	30.056	239	253
11	1:47.403	45.971	184	30.087	180	31.345	240	232	22	1:56.825	48.054	167	28.957	178	39.814		252

6 Sebastian Asch, DEU/ Philipp Frommenwiler, CHE

theoretical besttime: 1:39.785

1	2:09.556	1:06.427	146	30.589	181	32.540	234		13	1:44.962	46.292	173	28.041	208	30.629	239	236
2	1:45.624	47.453	175	27.565	206	30.606	238	211	14	1:50.653	45.591	190	26.777	211	38.285		231
3	1:42.753	46.082	190	26.898	211	29.773	238	249	15	2:53.369	1:49.289	175	28.819	204	35.261	232	
4	1:41.071	44.671	189	26.698	211	29.702	239	251	16	1:46.183	47.013	186	28.756	207	30.414	239	220
5	1:41.391	45.034	193	26.684	211	29.673	238	248	17	1:41.388	44.910	190	26.703	212	29.775	241	235
6	1:54.171	46.961	149	28.408	193	38.802		252	18	1:42.266	45.541	181	27.010	212	29.715	241	239
7	3:47.769	2:47.293	163	28.439	194	32.037	234		19	1:40.713	44.667	195	26.386	212	29.660	240	237
8	1:45.926	47.636	180	27.257	205	31.033	235	208	20	1:40.591	44.533	195	26.486	213	29.572	241	239
9	1:43.807	46.359	187	27.031	210	30.417	238	220	21	1:53.048	48.053	184	27.439	210	37.556		239
10	1:42.648	45.436	189	27.019	212	30.193	238	231	22	3:17.663	2:21.256	192	26.744	212	29.663	241	
11	1:42.563	45.446	193	26.857	211	30.260	237	235	23	1:40.183	43.864	196	26.784	210	29.535	240	252
12	1:42.050	45.060	188	27.043	212	29.947	239	230	24	1:55.450	47.482	169	28.738	159	39.230		254

7 Herbert Handlos, AUT/ Alfred Renauer, DEU

theoretical besttime: 1:44.309

1	3:25.191	2:15.920	138	32.386	186	36.885	212		12	1:47.529	47.970	180	27.957	210	31.602	234	223
2	1:58.137	54.097	149	30.252	199	33.788	228	197	13	1:47.187	47.921	178	27.757	206	31.509	235	232
3	1:52.349	50.484	167	28.812	205	33.053	231	222	14	1:48.463	47.715	146	28.280	207	32.468	236	238
4	1:51.476	49.736	164	28.690	209	33.050	200	238	15	1:47.627	47.915	172	28.037	210	31.675	235	228
5	1:52.441	50.657	135	28.946	205	32.838	230	206	16	1:46.503	47.659	179	27.551	211	31.293	237	242
6	2:00.846	50.124	165	28.913	208	41.809		226	17	2:02.254	49.424	152	29.366	188	43.464		227
7	3:19.928	2:18.682	146	28.926	209	32.320	232		18	3:21.541	2:21.727	173	28.565	206	31.249	236	
8	1:47.624	47.894	172	28.034	212	31.696	234	224	19	1:45.772	47.199	187	27.660	210	30.913	235	225
9	1:48.230	47.864	174	27.949	211	32.417	235	239	20	1:47.762	48.357	191	27.370	211	32.035	238	240
10	2:01.246	49.391	155	29.100	198	42.755		226	21	1:44.745	46.097	190	27.299	210	31.349	237	241
11	4:37.993	3:37.763	177	28.447	211	31.783	234		22	1:56.388	46.498	189	29.417	163	40.473		243

8 Robert Renauer, DEU/ Norbert Siedler, AUT

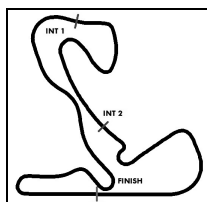
theoretical besttime: 1:39.500

1	2:33.155	1:28.193	140	30.789	170	34.173	232		12	1:42.771	45.659	192	26.982	208	30.130	237	227
2	1:49.445	50.431	173	28.126	185	30.888	236	184	13	1:43.034	45.738	170	27.035	210	30.261	236	239
3	1:43.326	46.186	189	26.968	209	30.172	237	215	14	1:41.715	45.007	194	26.756	210	29.952	238	243
4	1:42.489	45.436	188	27.023	207	30.030	239	244	15	1:40.360	44.190	196	26.483	213	29.687	239	249
5	1:53.186	45.928	182	27.767	197	39.491		240	16	1:40.331	44.295	196	26.494	212	29.542	240	243
6	4:31.252	3:28.513	123	30.142	178	32.597	232		17	1:50.278	44.396	197	26.597	209	39.285		249
7	1:43.442	46.545	188	26.849	209	30.048	239	231	18	4:26.533	3:29.660	187	26.933	210	29.940	239	
8	1:39.758	44.277	197	26.177	212	29.304	241	247	19	1:40.271	44.267	196	26.471	212	29.533	240	249
9	1:39.595	44.019	198	26.264	212	29.312	241	251	20	1:43.527	44.769	185	26.993	179	31.765	239	249
10	1:53.812	45.912	185	27.454	207	40.446		250	21	1:39.940	44.190	197	26.359	213	29.391	240	249
11	5:09.741	4:08.237	144	29.315	198	32.189	234		22	1:52.006	46.278	183	27.569	198	38.159		232

9 Florian Scholze, DEU/ Dominik Jöst, DEU

theoretical besttime: 1:42.111

1	2:36.525	1:29.119	137	32.185	163	35.221	220		13	1:48.757	48.218	184	27.931	193	32.608	238	209
2	1:52.370	52.620	168	28.245	173	31.505	235	192	14	1:46.994	46.238	187	29.029	202	31.727	238	236
3	1:45.063	47.213	185	27.023	213	30.827	236	227	15	1:44.966	46.637	188	27.600	211	30.729	238	227
4	1:44.389	46.635	186	27.216	204	30.538	238	242	16	1:45.943	46.493	189	27.888	204	31.562	239	230
5	1:43.208	46.011	191	26.861	213	30.336	239	225	17	1:43.722	45.843	190	27.379	213	30.500	239	246
6	1:43.314	45.900	191	27.164	209	30.250	240	232	18	1:46.183	47.522	189	27.810	211	30.851	238	237
7	1:52.049	46.055	191	27.075	212	38.919		244	19	1:43.453	45.814	191	27.306	213	30.333	240	239
8	3:53.618	2:55.732	183	27.473	212	30.413	238		20	1:43.148	45.600	192	27.200	214	30.348	239	240
9	1:43.160	45.727	193	27.211	212	30.222	239	221	21	1:42.827	45.379	193	27.224	214	30.224	239	246
10	1:42.552	45.580	193	26.925	211	30.047	239	240	22	1:43.099	45.454	191	27.294	213	30.351	239	246
11	1:50.457	45.868	190	26.958	210	37.631		239	23	1:43.879	45.203	190	27.959	206	30.717	239	249
12	4:38.931	3:38.077	167	29.046	176	31.808	237		24	1:56.894	48.496	183	28.058	205	40.340		201



ADAC GT Masters

Lap analysis Test



Provisional

Reg. Nr.: 0301.14.127

Friday 9.5.2014 09:00

Circuit Zandvoort, Length: 4307 m

Air temperature: 12.7°C

Track temperature: 13.3°C

Weather condition: Dry

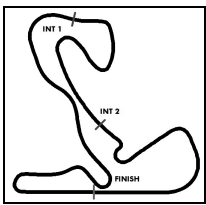
Lap	Time	SE1	SP1	SE2	SP2	SE3	SP3	TSP	Lap	Time	SE1	SP1	SE2	SP2	SE3	SP3	TSP
10	Kelvin van der Linde, ZAF/ Rene Rast, DEU								theoretical besttime: 1:41.042								
1	2:54.565	1:49.608	154	29.848	149	35.109	220		11	1:41.393	<i>44.516</i>	194	27.109	209	29.768	237	250
2	1:48.443	48.912	156	28.194	189	31.337	234	196	12	1:41.637	44.647	192	27.042	210	29.948	235	250
3	1:44.343	46.697	186	27.253	209	30.393	237	235	13	1:42.233	45.162	193	27.221	208	29.850	238	249
4	1:43.830	45.954	189	27.545	208	30.331	236	243	14	1:50.366	45.088	192	27.432	209	37.846		236
5	1:42.762	45.370	190	27.192	208	30.200	236	249	15	3:56.766	2:58.606	182	27.617	207	30.543	229	
6	1:42.783	45.418	189	27.323	209	30.042	237	249	16	1:53.235	45.671	186	28.915	191	38.649		245
7	1:42.358	45.258	191	27.078	209	30.022	237	249	17	4:57.768	4:00.285	185	27.434	208	30.049	236	
8	1:49.501	44.843	192	27.219	209	37.439		250	18	1:41.503	44.977	191	26.833	210	29.693	237	249
9	9:07.405	8:03.636	188	30.014	139	33.755	236		19	1:49.575	44.854	189	27.015	209	37.706		250
10	1:42.231	45.026	192	27.090	208	30.115	237	248									

11	Fabian Hamprecht, DEU/ Nicki Thiim, DNK								theoretical besttime: 1:40.315								
1	2:23.458	1:18.083	147	31.217	178	34.158	227		10	1:47.742	45.061	193	26.787	208	35.894		250
2	1:48.409	49.339	174	28.197	201	30.873	234	182	11	3:25.734	2:27.471	182	27.778	208	30.485	236	
3	1:42.925	45.619	190	27.046	210	30.260	237	238	12	1:44.503	45.920	188	27.491	203	31.092	237	249
4	1:41.284	44.867	192	26.764	210	29.653	238	246	13	1:43.800	45.858	190	27.527	209	30.415	238	250
5	1:48.322	44.858	194	26.780	210	36.684		251	14	1:44.054	45.353	192	28.112	205	30.589	238	252
6	5:31.304	4:34.602	185	27.011	208	29.691	236		15	1:43.295	45.611	191	27.314	209	30.370	236	251
7	1:40.942	44.949	192	26.588	210	29.405	238	249	16	1:42.925	45.283	191	27.459	209	30.183	238	248
8	1:40.687	44.540	193	26.705	210	29.442	239	250	17	1:49.430	44.991	193	27.451	210	36.988		251
9	1:40.661	44.322	194	26.853	212	29.486	238	250									

12	Christer Jöns, DEU/ Markus Winkelhock, DEU								theoretical besttime: 1:41.367								
1	3:09.637	2:01.168	155	34.009	154	34.460	219		12	5:21.485	4:20.236	177	28.623	159	32.626	235	
2	1:50.920	48.935	181	28.889	156	33.096	234	217	13	1:42.033	44.942	191	27.077	210	30.014	236	249
3	1:44.870	47.111	178	27.533	210	30.226	236	233	14	1:42.276	44.797	192	27.148	205	30.331	238	250
4	1:42.697	45.510	178	27.232	211	29.955	236	248	15	1:49.059	45.063	192	27.034	211	36.962		250
5	1:42.009	45.126	190	27.010	211	29.873	237	249	16	3:22.338	2:23.547	169	27.886	205	30.905	235	
6	1:41.650	44.741	193	27.102	211	29.807	237	250	17	1:43.196	45.743	188	27.403	209	30.050	238	226
7	1:49.893	44.754	194	27.144	210	37.995		251	18	1:43.443	45.806	192	27.702	209	29.935	238	248
8	3:14.667	2:16.438	177	27.767	204	30.462	236		19	1:42.315	<i>44.715</i>	194	27.376	212	30.224	240	251
9	1:42.482	44.841	192	27.432	211	30.209	237	250	20	1:42.231	45.249	189	27.283	211	29.699	238	237
10	1:42.320	45.372	193	26.964	208	29.984	238	250	21	1:55.494	45.490	157	30.001	185	40.003		251
11	1:49.537	44.966	192	26.953	210	37.618		251									

13	David Jahn, DEU/ Sven Barth, DEU								theoretical besttime: 1:40.760								
1	2:46.714	1:28.766	142	32.840	141	45.108			11	1:41.766	44.970	195	26.808	217	29.988	243	247
2	4:06.033	3:04.713	175	28.469	179	32.851	236		12	1:42.091	45.162	187	26.937	215	29.992	244	254
3	1:46.555	47.499	187	27.529	209	31.527	240	238	13	1:41.790	44.902	196	26.910	217	29.978	242	251
4	1:45.188	46.400	190	27.337	195	31.451	241	239	14	1:53.680	45.055	196	26.984	210	41.641		252
5	1:43.912	45.952	194	27.311	215	30.649	241	229	15	5:15.470	4:17.772	177	27.528	213	30.170	241	
6	1:43.399	45.817	196	26.835	208	30.747	241	247	16	1:41.963	44.893	192	27.331	214	29.739	243	247
7	1:42.889	45.503	196	26.853	214	30.533	240	248	17	1:41.088	44.671	198	26.743	216	29.674	242	248
8	1:51.062	45.807	195	27.023	202	38.232		245	18	1:40.866	<i>44.415</i>	199	26.849	216	29.602	243	255
9	3:41.143	2:41.706	179	27.970	200	31.467	240		19	1:40.986	44.517	199	26.786	217	29.683	243	254
10	1:43.646	46.164	191	27.011	212	30.471	241	231	20	1:51.723	47.035	187	27.988	213	36.700		248

14	Florian Spengler, DEU/ Marko Asmer, EST								theoretical besttime: 1:42.207								
1	3:52.920	2:47.302	141	32.171	183	33.447	227		12	1:53.042	48.569	139	29.252	182	35.221	235	238
2	1:48.834	49.315	171	28.205	204	31.314	235	214	13	1:47.264	48.029	148	28.332	197	30.903	236	234
3	1:45.241	46.413	184	27.105	211	31.723	235	224	14	1:43.953	46.348	180	27.325	201	30.280	239	240
4	1:44.173	46.193	179	27.440	212	30.540	235	229	15	1:43.807	46.065	181	27.285	209	30.457	237	235
5	1:43.568	46.241	179	27.321	212	30.006	237	243	16	1:54.377	46.387	181	28.493	195	39.497		243
6	1:42.880	45.638	185	27.236	211	30.006	237	251	17	5:18.284	4:16.604	174	29.643	201	32.037	233	
7	1:43.096	45.683	190	27.143	213	30.270	236	251	18	1:44.402	46.286	183	27.738	208	30.378	237	202
8	1:42.883	45.413	188	27.226	212	30.244	237	250	19	1:42.856	45.449	186	27.233	209	30.174	237	247
9	1:53.362	45.523	189	27.431	212	40.408		249	20	1:42.648	45.163	185	27.546	209	29.939	238	249
10	6:23.978	5:23.803	158	28.565	162	31.610	234		21	1:59.950	47.325	171	27.561	204	45.064		249



ADAC GT Masters

Lap analysis Test



Provisional

Reg. Nr.: 0301.14.127

Friday 9.5.2014 09:00

Circuit Zandvoort, Length: 4307 m

Air temperature: 12.7°C

Track temperature: 13.3°C

Weather condition: Dry

Lap	Time	SE1	SP1	SE2	SP2	SE3	SP3	TSP	Lap	Time	SE1	SP1	SE2	SP2	SE3	SP3	TSP
11	1:45.671	47.249	170	27.570	188	30.852	236	223									

16 Rahel Frey, CHE/ Philip Geipel, DEU

theoretical besttime: 1:42.098

1	2:31.962	1:23.771	137	33.077	173	35.114	224		10	1:42.316	45.213	194	26.952	209	30.151	235	244
2	1:55.684	54.373	182	29.634	149	31.677	233	187	11	1:49.310	44.995	196	27.082	208	37.233		246
3	1:45.782	47.044	186	27.527	207	31.211	232	241	12	3:28.516	2:28.398	173	28.609	169	31.509	232	
4	1:44.118	46.085	191	27.470	208	30.563	234	240	13	1:44.590	46.601	188	27.418	208	30.571	235	242
5	1:43.163	45.862	191	27.028	208	30.273	234	240	14	1:44.915	45.932	188	28.196	188	30.787	236	247
6	1:42.460	45.281	193	26.958	209	30.221	236	243	15	1:43.116	45.523	190	27.185	210	30.408	236	248
7	1:49.384	45.088	195	26.996	209	37.300		247	16	1:43.067	45.455	191	27.454	206	30.158	236	247
8	4:49.130	3:51.497	191	27.220	208	30.413	234		17	1:52.135	46.438	187	27.270	211	38.427		248
9	1:42.689	45.483	191	27.018	208	30.188	235	244	18	3:25.421	2:14.309	168	30.403	173	40.709		

17 Remo Lips, CHE/ Lennart Marioneck, DEU

theoretical besttime: 1:42.938

1	2:51.495	1:41.632	121	33.296	141	36.567	179		13	1:47.740	47.634	177	28.261	195	31.845	237	246
2	1:57.618	54.403	145	30.508	194	32.707	234	191	14	1:46.097	46.445	185	27.940	209	31.712	240	247
3	1:51.286	49.764	176	28.977	193	32.545	235	229	15	1:44.951	45.927	188	27.924	216	31.100	240	255
4	1:50.398	48.888	181	29.310	184	32.200	236	222	16	1:44.757	46.164	184	27.742	216	30.851	242	253
5	1:47.570	48.603	178	27.861	212	31.106	238	241	17	1:45.866	45.878	187	28.694	164	31.294	241	255
6	1:45.956	46.966	187	27.566	212	31.424	238	246	18	1:43.671	45.793	188	27.312	216	30.566	242	258
7	1:45.055	46.432	189	27.634	212	30.989	238	242	19	1:43.366	45.712	189	27.186	217	30.468	244	251
8	1:53.369	46.550	186	27.373	211	39.446		246	20	1:43.807	45.284	188	27.975	217	30.548	243	259
9	4:59.437	4:00.547	184	27.809	206	31.081	236		21	1:45.901	45.776	184	28.427	207	31.698	242	256
10	1:44.569	46.267	185	27.480	205	30.822	237	245	22	1:47.635	46.036	190	27.807	216	33.792	223	246
11	1:51.728	46.256	188	27.309	211	38.163		242	23	1:55.908	48.183	188	28.264	183	39.461		182
12	4:24.522	3:22.306	150	29.970	208	32.246	238										

18 Toni Seiler, CHE/ Jeroen Bleekemolen, NLD

theoretical besttime: 1:40.771

1	3:23.419	2:06.311	138	32.156	138	44.952			11	1:44.551	45.931	184	27.571	212	31.049	239	247
2	3:21.953	2:20.251	179	29.049	189	32.653	220		12	1:43.422	45.855	188	27.313	217	30.254	242	251
3	1:51.207	48.967	148	30.089	174	32.151	233	208	13	1:43.639	45.573	181	27.430	213	30.636	240	253
4	1:47.671	47.796	179	28.168	198	31.707	231	234	14	2:24.526	45.611	186	58.362	164	40.553		254
5	1:48.300	48.543	176	28.144	187	31.613	238	201	15	4:03.589	3:00.844	172	29.809	183	32.936	241	
6	1:45.928	46.905	182	27.663	212	31.360	237	233	16	1:42.804	45.561	193	27.105	208	30.138	241	228
7	1:45.520	46.807	184	27.829	211	30.884	238	245	17	1:41.739	45.143	193	26.787	216	29.809	243	236
8	1:56.189	46.569	186	28.220	190	41.400		246	18	1:41.121	44.445	195	26.787	217	29.889	244	246
9	4:16.908	3:18.316	182	27.590	214	31.002	236		19	1:40.866	44.540	197	26.629	218	29.697	243	247
10	1:44.876	45.740	187	28.372	195	30.764	239	251	20	1:51.801	46.042	185	27.205	202	38.554		243

19 Claudia Hürtgen, DEU/ Dominik Baumann, AUT

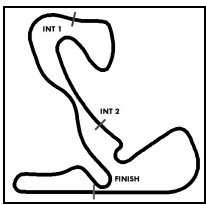
theoretical besttime: 1:39.791

1	2:20.367	1:11.391	133	32.648	143	36.328	212		12	4:10.412	3:12.742	189	27.186	208	30.484	238	
2	1:55.133	51.984	170	30.563	171	32.586	231	169	13	1:42.922	45.588	179	27.215	210	30.119	237	246
3	1:44.463	46.992	182	27.139	210	30.332	234	214	14	1:41.934	44.990	187	26.944	210	30.000	236	252
4	1:43.156	45.773	183	27.251	209	30.132	235	238	15	1:41.675	44.859	189	26.888	210	29.928	239	249
5	1:41.809	45.027	188	26.895	208	29.887	238	246	16	1:51.066	44.774	190	26.962	210	39.330		249
6	1:46.106	45.141	155	30.728	205	30.237	235	249	17	3:04.527	1:57.388	144	32.202	156	34.937	178	
7	1:41.755	44.888	193	26.716	211	30.151	235	247	18	1:51.326	52.620	147	28.443	209	30.263	237	198
8	1:41.655	45.148	187	26.691	210	29.816	237	249	19	1:40.232	44.433	192	26.350	208	29.449	237	247
9	1:41.738	44.921	186	27.021	211	29.796	236	248	20	1:39.935	44.089	193	26.494	210	29.352	241	248
10	1:40.831	44.530	191	26.648	213	29.653	240	252	21	1:42.674	44.749	182	27.917	202	30.008	238	252
11	1:48.330	44.549	193	26.724	211	37.057		248	22	1:47.486	44.507	191	26.655	210	36.324		249

20 Max Sandritter, DEU/ Jens Klingmann, DEU

theoretical besttime: 1:39.415

1	2:18.587	1:11.881	129	31.908	150	34.798	223		10	1:44.037	45.852	188	27.745	207	30.440	235	245
2	1:56.054	49.292	166	27.904	193	38.858		179	11	1:43.626	45.502	189	27.429	209	30.695	235	250
3	5:58.500	5:00.929	182	27.207	204	30.364	234		12	1:44.061	45.680	188	27.845	209	30.536	234	250
4	1:42.426	45.438	190	26.955	209	30.033	236	235	13	1:53.552	46.340	181	28.751	166	38.461		249
5	1:41.646	44.808	193	26.840	209	29.998	236	248	14	3:48.141	2:45.934	151	29.885	177	32.322	230	
6	1:41.895	44.848	194	27.065	209	29.982	236	248	15	1:43.287	46.584	187	26.953	207	29.750	239	220



ADAC GT Masters

Lap analysis Test

Provisional



Circuit Zandvoort, Length: 4307 m

Air temperature: 12.7°C

Track temperature: 13.3°C

Weather condition: Dry

Reg. Nr.: 0301.14.127

Friday 9.5.2014 09:00

Lap	Time	SE1	SP1	SE2	SP2	SE3	SP3	TSP	Lap	Time	SE1	SP1	SE2	SP2	SE3	SP3	TSP
7	1:41.682	44.798	192	26.995	210	29.889	236	249	16	1:39.948	44.324	196	26.428	209	29.196	239	247
8	1:48.961	44.864	191	27.555	212	36.542		250	17	1:39.488	43.884	196	26.436	210	29.168	240	249
9	6:52.358	5:54.069	187	27.637	208	30.652	234		18	1:46.525	43.982	195	26.363	210	36.180		252

21 Luca Ludwig, DEU/ Alon Day, ISR

theoretical besttime: 1:40.547

1	3:10.788	2:04.763	143	31.839	142	34.186	193		11	1:45.216	46.838	191	27.605	198	30.773	241	220
2	1:50.929	50.569	159	29.060	202	31.300	221	197	12	1:40.968	44.558	191	26.638	216	29.772	242	255
3	1:47.754	48.175	189	28.467	168	31.112	238	222	13	1:51.308	46.054	178	31.889	86	33.365	242	257
4	1:54.566	46.190	187	28.323	183	40.053		240	14	1:49.442	46.608	159	31.310	141	31.524	241	256
5	7:57.457	6:59.753	186	27.362	213	30.342	239		15	1:44.330	45.077	190	27.220	200	32.033	240	256
6	1:42.981	45.381	191	27.224	212	30.376	240	250	16	1:41.014	44.413	195	26.710	214	29.891	241	256
7	1:43.063	45.381	191	27.093	206	30.589	241	245	17	1:40.781	44.296	194	26.872	218	29.613	241	257
8	1:43.088	45.385	187	27.330	212	30.373	237	252	18	1:40.989	44.473	194	26.712	216	29.804	242	256
9	1:51.337	45.155	191	27.545	212	38.637		250	19	1:41.667	44.503	191	27.323	213	29.841	242	258
10	6:11.342	5:08.851	167	28.977	184	33.514	237		20	1:48.522	44.585	191	26.787	215	37.150		256

23 Jan Seyffarth, DEU/ Maro Engel, DEU

theoretical besttime: 1:40.468

1	4:59.967	3:57.113	169	30.361	198	32.493	231		9	1:42.173	45.190	189	26.916	213	30.067	238	249
2	1:46.790	47.568	177	28.331	211	30.891	237	228	10	1:41.996	45.039	189	26.965	213	29.992	237	252
3	1:45.223	47.397	182	27.189	213	30.637	236	236	11	1:48.694	45.127	190	27.057	213	36.510		252
4	1:42.880	45.537	188	27.182	210	30.161	238	250	12	5:16.916	4:06.161	137	35.240	113	35.515	210	
5	1:41.943	45.142	188	26.740	214	30.061	237	247	13	1:53.923	50.360	161	31.738	158	31.825	238	212
6	1:42.154	45.097	191	26.918	214	30.139	237	249	14	1:41.047	44.792	189	26.719	213	29.536	239	251
7	1:48.656	45.119	192	26.919	214	36.618		250	15	1:40.493	44.421	193	26.511	214	29.561	238	254
8	9:18.220	8:20.713	189	27.153	212	30.354	236		16	1:47.361	44.512	193	26.535	215	36.314		254

24 Albert von Thurn und Taxis, DEU/ Peter Kox, NLD

theoretical besttime: 1:43.037

1	2:32.751	1:16.957	121	33.002	164	42.792			11	1:43.991	45.761	188	27.561	215	30.669	244	250
2	3:21.651	2:19.792	171	28.301	192	33.558	243		12	1:43.154	45.638	189	27.147	218	30.369	244	255
3	1:52.780	48.590	159	32.684	152	31.506	243	231	13	1:43.968	45.689	190	27.533	214	30.746	245	249
4	1:47.058	46.724	181	28.357	161	31.977	244	238	14	1:50.706	45.717	188	27.360	216	37.629		252
5	1:44.201	46.142	190	27.486	211	30.573	245	253	15	7:03.675	6:01.468	158	28.794	178	33.413	243	
6	1:43.857	45.993	189	27.359	213	30.505	244	250	16	1:45.280	47.087	186	27.534	210	30.659	244	225
7	1:43.569	45.702	194	27.321	216	30.546	244	250	17	1:44.647	46.729	186	27.505	212	30.413	245	232
8	1:52.685	45.922	189	28.114	197	38.649		251	18	1:43.763	46.272	193	27.239	220	30.252	245	236
9	7:16.357	6:15.821	177	28.907	198	31.629	245		19	1:45.832	46.653	194	28.153	213	31.026	244	248
10	1:44.724	46.306	167	27.917	217	30.501	246	246	20	1:50.672	45.931	192	27.163	221	37.578		241

26 Maximilian Götz, DEU/ Maximilian Buhk, DEU

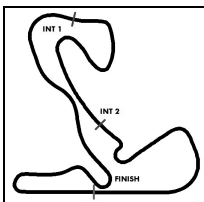
theoretical besttime: 1:39.375

1	2:25.183	1:20.551	141	30.221	157	34.411	227		11	1:40.746	44.420	197	26.710	216	29.616	241	254
2	1:47.965	48.244	172	28.017	193	31.704	239	209	12	1:42.309	44.626	185	27.908	214	29.775	241	256
3	1:42.615	45.600	189	26.987	212	30.028	240	223	13	1:50.198	45.701	194	26.704	214	37.793		255
4	1:44.900	47.425	157	27.436	191	30.039	239	236	14	5:17.044	4:07.071	155	36.473	129	33.500	234	
5	1:40.354	44.227	196	26.565	216	29.562	241	254	15	1:43.258	46.273	193	27.181	212	29.804	241	223
6	1:40.134	44.249	196	26.372	217	29.513	242	254	16	1:39.954	43.939	197	26.557	216	29.458	242	256
7	1:47.994	44.614	193	26.652	216	36.728		246	17	1:39.441	43.857	199	26.339	217	29.245	243	257
8	4:05.090	3:07.358	186	27.088	211	30.644	238		18	1:39.568	43.791	198	26.453	217	29.324	244	258
9	1:42.388	45.653	195	26.789	215	29.946	241	253	19	1:48.486	44.077	198	26.647	214	37.762		258
10	1:41.044	44.319	196	26.956	214	29.769	240	255									

27 Luca Stolz, DEU/ Heinz-Harald Frentzen, DEU

theoretical besttime: 1:39.831

1	2:50.818	1:39.054	138	34.544	148	37.220	199		12	1:42.489	45.364	193	27.055	211	30.070	239	242
2	1:51.141	50.884	176	28.700	206	31.557	233	197	13	1:42.390	45.070	194	27.097	213	30.223	240	245
3	1:43.555	46.531	190	26.858	214	30.166	237	227	14	1:42.138	45.004	194	27.190	215	29.944	241	246
4	1:50.636	45.209	190	33.117	161	32.310	237	250	15	1:51.710	44.996	195	27.125	212	39.589		248
5	1:41.874	44.984	194	26.919	212	29.971	239	247	16	5:19.637	4:15.453	152	31.400	200	32.784	193	
6	1:41.403	44.732	194	26.716	214	29.955	239	252	17	1:43.097	46.660	193	26.687	214	29.750	241	199
7	1:53.068	45.844	176	27.270	201	39.954		250	18	1:41.150	45.146	196	26.500	215	29.504	241	254
8	5:08.069	4:08.173	167	28.689	201	31.207	237		19	1:40.592	43.992	196	26.438	213	30.162	239	256



ADAC GT Masters

Lap analysis Test

Provisional



Circuit Zandvoort, Length: 4307 m

Air temperature: 12.7°C

Track temperature: 13.3°C

Weather condition: Dry

Reg. Nr.: 0301.14.127

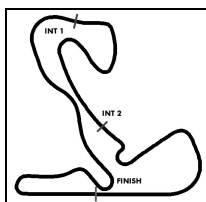
Friday 9.5.2014 09:00

Lap	Time	SE1	SP1	SE2	SP2	SE3	SP3	TSP	Lap	Time	SE1	SP1	SE2	SP2	SE3	SP3	TSP
9	1:45.253	46.321	184	27.771	205	31.161	237	232	20	1:40.027	44.052	198	26.574	215	29.401	241	252
10	1:44.022	46.152	190	27.190	207	30.680	238	248	21	1:40.336	44.165	195	26.556	215	29.615	240	255
11	1:43.364	45.743	191	27.116	210	30.505	237	235	22	1:47.912	44.150	197	26.629	215	37.133		255

100 Florian Stoll, DEU/ Daniel Dobitsch, AUT

theoretical besttime: 1:40.537

1	2:19.454	1:12.678	141	31.816	153	34.960	226		13	1:44.370	44.817	197	26.595	209	32.958	236	247
2	1:48.513	49.329	172	27.838	196	31.346	230	197	14	1:40.696	44.640	196	26.671	210	29.385	237	247
3	1:44.845	46.967	182	27.242	206	30.636	233	229	15	1:40.951	44.632	196	26.741	208	29.578	238	249
4	1:42.186	45.459	192	26.703	207	30.024	235	243	16	1:49.524	45.605	162	27.420	208	36.499		249
5	1:41.415	44.815	194	26.768	207	29.832	235	247	17	4:14.511	3:16.443	178	27.483	207	30.585	232	
6	1:51.451	44.778	194	26.934	209	39.739		247	18	1:43.788	46.433	189	27.152	208	30.203	233	243
7	2:59.518	2:02.557	157	27.152	208	29.809	232		19	1:42.777	45.527	192	27.121	207	30.129	234	246
8	1:41.316	44.732	194	26.964	208	29.620	237	247	20	1:41.490	44.943	190	26.924	209	29.623	237	246
9	1:41.160	44.557	194	26.774	208	29.829	237	248	21	1:41.928	45.225	191	27.043	207	29.660	236	249
10	1:47.807	44.825	192	26.905	209	36.077		248	22	1:42.101	45.421	191	27.017	209	29.663	234	248
11	4:04.883	3:04.061	177	29.681	205	31.141	231		23	1:42.126	45.222	193	27.046	210	29.858	237	249
12	1:43.756	45.992	191	27.566	205	30.198	235	244	24	1:53.194	45.853	179	28.425	203	38.916		249



ADAC GT Masters

Vmax list Test

Provisional

Reg. Nr.: 0301.14.127

Friday 9.5.2014 09:00



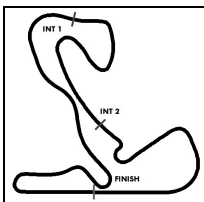
Circuit Zandvoort, Length: 4307 m

Air temperature: 12.7°C

Track temperature: 13.3°C

Weather condition: Dry

Nr	Team, Car, Driver, Nat	Top speed
1	Callaway Competition, Corvette Z06.R GT3 Wirth Andreas , DEU Keilwitz Daniel , DEU	263,35 km/h
2	Callaway Competition, Corvette Z06.R GT3 Assenheimer Patrick , DEU Alessi Diego , ITA	260,56 km/h
17	Callaway Competition, Corvette Z06.R GT3 Lips Remo , CHE Marioneck Lennart , DEU	258,93 km/h
26	H.T.P. Motorsport, Mercedes-Benz SLS AMG GT3 Götz Maximilian , DEU Buhk Maximilian , DEU	258,06 km/h
21	BKK Mobil Oil Zakspeed, Mercedes-Benz SLS AMG GT3 Ludwig Luca , DEU Day Alon , ISR	257,70 km/h
27	H.T.P. Motorsport, Mercedes-Benz SLS AMG GT3 Stolz Luca , DEU Frentzen Heinz-Harald , DEU	255,62 km/h
13	RWT RACING Team, Corvette Z06.R GT3 Jahn David , DEU Barth Sven , DEU	255,14 km/h
24	Reiter Engineering, Chevrolet Camaro GT von Thurn und Taxis Albert , DEU Kox Peter , NLD	254,84 km/h
23	ROWE RACING, Mercedes-Benz SLS AMG GT3 Seyffarth Jan , DEU Engel Maro , DEU	254,06 km/h
18	Callaway Competition, Corvette Z06.R GT3 Seiler Toni , CHE Bleekemolen Jeroen , NLD	254,00 km/h
5	Farnbacher Racing, Porsche 911 GT3 R Morcom Nathan , AUS Farnbacher Mario , DEU	252,99 km/h
6	Farnbacher Racing, Porsche 911 GT3 R Asch Sebastian , DEU Frommenwiler Philipp , CHE	252,40 km/h
19	PIXUM Team Schubert, BMW Z4 GT3 Hürtgen Claudia , DEU Baumann Dominik , AUT	252,28 km/h
11	Prosperia C. Abt Racing, Audi R8 LMS ultra Hamprecht Fabian , DEU Thiim Nicki , DNK	251,98 km/h



ADAC GT Masters

Vmax list Test

Provisional

Reg. Nr.: 0301.14.127

Friday 9.5.2014 09:00



Circuit Zandvoort, Length: 4307 m

Air temperature: 12.7°C

Track temperature: 13.3°C

Weather condition: Dry

Nr	Team, Car, Driver, Nat	Top speed
3	GW IT Racing Team Schütz Motorsport, Porsche 911 GT3 R Estre Kevin , DEU van Lagen Jaap , NLD	251,63 km/h
20	PIXUM Team Schubert, BMW Z4 GT3 Sandritter Max , DEU Klingmann Jens , DEU	251,51 km/h
14	MRS GT-Racing, McLaren MP4-12C GT3 Spengler Florian , DEU Asmer Marko , EST	251,46 km/h
12	Prosperia C. Abt Racing, Audi R8 LMS ultra Jöns Christer , DEU Winkelhock Markus , DEU	251,28 km/h
8	TONINO Team Herberth, Porsche 911 GT3 R Renauer Robert , DEU Siedler Norbert , AUT	250,93 km/h
10	Prosperia C. Abt Racing, Audi R8 LMS ultra van der Linde Kelvin , ZAF Rast Rene , DEU	250,29 km/h
4	GW IT Racing Team Schütz Motorsport, Porsche 911 GT3 R Wossos Antonios , GRC Nathan Wolf , NLD	250,23 km/h
100	kfzteile24 APR Motorsport, Audi R8 LMS ultra Stoll Florian , DEU Dobitsch Daniel , AUT	249,37 km/h
9	TONINO Team Herberth, Porsche 911 GT3 R Scholze Florian , DEU Jöst Dominik , DEU	248,62 km/h
16	YACO Racing, Audi R8 LMS ultra Frey Rahel , CHE Geipel Philip , DEU	248,33 km/h
7	TONINO Team Herberth, Porsche 911 GT3 R Handlos Herbert , AUT Renauer Alfred , DEU	242,04 km/h