

Ergebnis

ADAC Junior Cup *powered by KTM*

2014

V1 Lausitzring

vom

02. - 04.05.2014

SUPERBIKE-IDM V1 Lausitzring

ADAC Berlin-Brandenburg e.V.

ADAC Junior Cup powered by KTM - Freies Training 15

1 - 4 May 2014
Lausitzring - 4255 mtr.

Pos	Nbr	Name / Entrant	Motorcycle / City	Fastest	In	Gap	Diff	Laps	Speed
1	51	Jirka Mrkývka (CZE)	KTM RC390 Brno	2:37.520	9			9	97.24
2	3	Dennis Norick Stelzer (GER) ADAC Sachsen e.V./Beinlich Racing Team	KTM RC390 Dohma	2:44.184	6	6.664	6.664	7	93.30
3	50	Rokas Liaudanskas (LTU)	KTM RC390 Baragine	2:49.661	7	12.141	5.477	7	90.29
4	26	Toni Thurmayer (GER) ADAC Nordbayern e.V.	KTM RC390 Stockstadt	2:58.977	3	21.457	9.316	4	85.59
5	14	Jendrik Sättele (GER) ADAC Württemberg e.V.	KTM RC390 Balingen	3:05.274	10	27.754	6.297	10	82.68
6	16	Yannik Tuisel (GER) ADAC e.V. Bereich Jugend und Sport	KTM RC390 Gladenbach	3:13.392	3	35.872	8.118	4	79.21
7	1	Dominic Kaßner (GER) ADAC Racing Team AMC Sachsenring e.V.	KTM RC390 Kemtau	3:18.650	5	41.130	5.258	10	77.11
8	5	Jonas Hähle (GER) ADAC Racing Team AMC Sachsenring e.V.	KTM RC390 Lugau	3:31.447	3	53.927	12.797	4	72.44
9	7	Tim Georgi (GER) ADAC Berlin Brandenburg e.V./Team Bergau	KTM RC390 Berlin		0			1	0.00
10	24	Yannick Kruse (GER) ADAC Ostwestfalen-Lippe e.V.	KTM RC390 Löhne		0			1	0.00

Fastest time : 2:37.520 in lap 9 by nbr. 51 : Jirka Mrkývka (KTM RC390)

Publication-time

Results and Laptimes : www.raceresults.at

Timekeeping by : SDO SportTiming

Clerk of the Course	Steward	Timekeeper	DMSB
Olaf Noack	Rüdiger Merdes	Bernd Jung	
Page 1 of 1			



SUPERBIKE-IDM V1 Lausitzring

ADAC Berlin-Brandenburg e.V.

ADAC Junior Cup powered by KTM - Freies Training 15

1 - 4 May 2014

Lausitzring - 4255 mtr.

Laptimes

Nbr	Name	Laps	lap	Lap ..1	Lap ..2	Lap ..3	Lap ..4	Lap ..5	Lap ..6	Lap ..7	Lap ..8	Lap ..9	Lap ..0
51	Jirka Mrkývka	9	1 - 10	2:58.427	2:50.406	2:44.219	2:43.505	2:41.700	2:48.230	4:40.073	2:38.132	2:37.520	
3	Dennis Norick Stelzer	7	1 - 10	3:07.299	2:59.438	2:55.774	2:49.945	2:46.719	2:44.184	2:56.303			
50	Rokas Liaudanskas	7	1 - 10	3:19.276	3:20.381	3:08.288	3:16.390	7:39.559	3:27.065	2:49.661			
26	Toni Thurmayer	4	1 - 10	3:06.986	3:03.520	2:58.977	3:15.373						
14	Jendrik Sättele	10	1 - 10	3:21.642	3:25.820	6:32.642	3:14.193	3:17.626	5:33.556	3:06.400	3:06.449	3:07.590	3:05.274
16	Yannik Tuisel	4	1 - 10	3:15.735	3:20.697	3:13.392	3:20.163						
1	Dominic Kaßner	10	1 - 10	3:16.856	5:23.191	3:23.947	3:19.858	3:18.650	3:24.197	3:21.569	3:26.112	3:29.673	3:28.060
5	Jonas Hähle	4	1 - 10	3:52.369	3:42.757	3:31.447	3:36.604						
7	Tim Georgi	1	1 - 10	3:15.441									
24	Yannick Kruse	1	1 - 10	3:10.780									

SUPERBIKE-IDM V1 Lausitzring

ADAC Berlin-Brandenburg e.V.

ADAC Junior Cup powered by KTM - Freies Training 15

1 - 4 May 2014

Laps and Sector Times

Lausitzring - 4255 mtr.

1 Dominic Kaßner (GER)										KTM RC390									
lap	Sect-1	Speed	Sect-2	Speed	Sect-3	Speed	Speed	laptime	pit	lap	Sect-1	Speed	Sect-2	Speed	Sect-3	Speed	speed	laptime	pit
1	Out	114.3	1:22.966	110.2	<u>54.521</u>	<u>155.4</u>		3:16.856		6	1:01.882	136.5	1:22.567	105.9	59.748	142.5		3:24.197	
2	<u>57.316</u>	<u>153.0</u>	<u>1:17.070</u>	112.3	3:08.805	145.2		5:23.191		7	1:03.320	133.8	1:20.071	99.4	58.178	148.4		3:21.569	
3	1:05.129	141.2	1:20.674	99.6	58.144	145.4		3:23.947		8	1:01.381	137.9	1:25.400	105.3	59.331	143.6		3:26.112	
4	1:00.495	146.3	1:20.784	<u>124.4</u>	58.579	142.9		3:19.858		9	1:02.517	133.5	1:26.030	94.4	1:01.126	142.3		3:29.673	
5	58.829	145.6	1:21.440	112.9	58.381	146.9		<u>3:18.650</u>		10	1:03.495	130.6	1:25.623	101.8	58.942	137.9		3:28.060	

3 Dennis Norick Stelzer (GER)										KTM RC390									
lap	Sect-1	Speed	Sect-2	Speed	Sect-3	Speed	Speed	laptime	pit	lap	Sect-1	Speed	Sect-2	Speed	Sect-3	Speed	speed	laptime	pit
1	Out	129.0	1:19.469	115.8	54.532	151.3		3:07.299		5	50.410	154.9	1:07.484	138.6	48.825	154.5		2:46.719	
2	55.673	149.8	1:11.409	131.9	52.356	155.8		2:59.438		6	49.544	156.3	<u>1:06.810</u>	142.1	<u>47.830</u>	<u>157.2</u>		<u>2:44.184</u>	
3	51.713	148.4	1:12.993	122.4	51.068	154.3		2:55.774		7	<u>49.509</u>	<u>157.0</u>	1:06.943	<u>144.2</u>	In			2:56.303	P
4	51.263	154.7	1:09.689	122.2	48.993	154.5		2:49.945		8									

5 Jonas Hähle (GER)										KTM RC390									
lap	Sect-1	Speed	Sect-2	Speed	Sect-3	Speed	Speed	laptime	pit	lap	Sect-1	Speed	Sect-2	Speed	Sect-3	Speed	speed	laptime	pit
1	Out	83.7	1:34.772	78.7	1:09.852	130.8		3:52.369		3	1:03.119	95.2	<u>1:26.569</u>	81.0	<u>1:01.759</u>	143.4		<u>3:31.447</u>	
2	1:09.814	93.3	1:30.894	75.1	1:02.049	<u>146.1</u>		3:42.757		4	<u>1:01.957</u>	<u>96.3</u>	1:27.205	<u>84.4</u>	In			3:36.604	P

7 Tim Georgi (GER)										KTM RC390									
lap	Sect-1	Speed	Sect-2	Speed	Sect-3	Speed	Speed	laptime	pit	lap	Sect-1	Speed	Sect-2	Speed	Sect-3	Speed	speed	laptime	pit
1	Out	<u>125.4</u>	<u>1:15.390</u>	<u>114.0</u>	In			3:15.441	P	2									

14 Jendrik Sättele (GER)										KTM RC390									
lap	Sect-1	Speed	Sect-2	Speed	Sect-3	Speed	Speed	laptime	pit	lap	Sect-1	Speed	Sect-2	Speed	Sect-3	Speed	speed	laptime	pit
1	Out	111.3	1:24.121	103.5	55.930	<u>154.3</u>		3:21.642		6	Out	141.2	1:17.219	117.4	56.522	149.0		5:33.556	
2	56.832	133.8	1:21.540	96.7	In			3:25.820	P	7	56.275	142.9	<u>1:15.526</u>	<u>123.7</u>	<u>54.599</u>	147.3		3:06.400	
3	Out	119.7	1:20.126	96.3	56.063	148.6		6:32.642		8	54.510	145.7	1:16.815	117.0	55.124	151.3		3:06.449	
4	59.185	111.9	1:20.230	112.9	54.778	151.9		3:14.193		9	54.362	<u>150.6</u>	1:17.286	117.1	55.942	149.0		3:07.590	
5	55.962	128.6	1:17.583	110.4	In			3:17.626	P	10	<u>54.222</u>	143.2	1:16.363	120.9	54.689	151.0		<u>3:05.274</u>	

16 Yannik Tuisel (GER)										KTM RC390									
lap	Sect-1	Speed	Sect-2	Speed	Sect-3	Speed	Speed	laptime	pit	lap	Sect-1	Speed	Sect-2	Speed	Sect-3	Speed	speed	laptime	pit
1	Out	130.0	1:23.532	95.6	58.964	151.9		3:15.735		3	58.439	147.1	<u>1:19.285</u>	105.6	<u>55.668</u>	<u>153.2</u>		<u>3:13.392</u>	
2	58.234	<u>150.4</u>	1:23.747	110.3	58.716	152.5		3:20.697		4	<u>55.917</u>	149.8	1:19.467	<u>115.6</u>	In			3:20.163	P

24 Yannick Kruse (GER)										KTM RC390									
lap	Sect-1	Speed	Sect-2	Speed	Sect-3	Speed	Speed	laptime	pit	lap	Sect-1	Speed	Sect-2	Speed	Sect-3	Speed	speed	laptime	pit
1	Out	142.7	<u>1:16.414</u>	<u>125.1</u>	<u>53.394</u>	<u>149.2</u>		3:10.780		2									

26 Toni Thurmayer (GER)										KTM RC390									
lap	Sect-1	Speed	Sect-2	Speed	Sect-3	Speed	Speed	laptime	pit	lap	Sect-1	Speed	Sect-2	Speed	Sect-3	Speed	speed	laptime	pit
1	Out	113.7	1:18.611	105.0	55.069	154.3		3:06.986		3	54.455	146.9	1:12.343	<u>121.3</u>	<u>52.179</u>	<u>156.5</u>		<u>2:58.977</u>	
2	57.022	142.9	1:14.048	120.1	52.450	155.6		3:03.520		4	<u>53.876</u>	<u>152.3</u>	<u>1:12.342</u>	119.3	In			3:15.373	P

50 Rokas Liaudanskas (LTU)										KTM RC390									
lap	Sect-1	Speed	Sect-2	Speed	Sect-3	Speed	Speed	laptime	pit	lap	Sect-1	Speed	Sect-2	Speed	Sect-3	Speed	speed	laptime	pit
1	Out	105.8	1:24.723	95.7	59.341	148.6		3:19.276		5	Out	142.5	1:16.179	120.5	51.515	153.2		7:39.559	
2	58.354	146.5	1:23.206	103.8	58.821	150.2		3:20.381		6	1:22.066	109.8	1:13.687	118.0	51.312	<u>156.1</u>		3:27.065	
3	59.380	140.8	1:16.729	110.8	52.179	151.0		3:08.288		7	52.406	<u>150.8</u>	1:08.112	129.0	<u>49.143</u>	151.9		<u>2:49.661</u>	
4	54.517	145.7	1:14.313	95.4	In			3:16.390	P	8									

SUPERBIKE-IDM V1 Lausitzring

ADAC Berlin-Brandenburg e.V.

ADAC Junior Cup powered by KTM - Freies Training 15

1 - 4 May 2014

Laps and Sector Times

Lausitzring - 4255 mtr.

51 Jirka Mrkývka (CZE)										KTM RC390									
lap	Sect-1	Speed	Sect-2	Speed	Sect-3	Speed	Speed	laptime	pit	lap	Sect-1	Speed	Sect-2	Speed	Sect-3	Speed	speed	laptime	pit
1	Out	128.4	1:15.144	117.5	52.253	154.1		2:58.427		6	48.316	152.5	1:04.803	144.0	In			2:48.230	P
2	52.380	150.6	1:09.187	120.3	48.839	157.2		2:50.406		7	Out	152.5	1:05.327	146.5	48.452	153.8		4:40.073	
3	50.046	152.8	1:06.409	128.7	47.764	155.6		2:44.219		8	48.348	151.7	1:03.543	147.5	<u>46.241</u>	<u>157.9</u>		2:38.132	
4	50.014	152.1	1:05.169	135.3	48.322	155.8		2:43.505		9	<u>47.789</u>	<u>153.8</u>	<u>1:03.402</u>	<u>147.7</u>	46.329	157.2		<u>2:37.520</u>	
5	49.829	151.9	1:04.377	138.5	47.494	156.3		2:41.700		10									

SUPERBIKE-IDM V1 Lausitzring

ADAC Berlin-Brandenburg e.V.

ADAC Junior Cup powered by KTM - Freies Training 15 Sector analyse

1 - 4 May 2014
Lausitzring - 4255 mtr.

Pos	Nbr	Name / Team name	Sector 1			Sector 2			Sector 3			Theoretical best	Actual best	In
			time	Lap	pos	time	Lap	pos	time	Lap	pos			
1	51	Jirka Mrkývka (CZE)	47.789	9	1	1:03.402	9	1	46.241	8	1	2:37.432	2:37.520	9
2	3	Dennis Norick Stelzer (GER)	49.509	7	2	1:06.810	6	2	47.830	6	2	2:44.149	2:44.184	6
3	50	Rokas Liaudanskas (LTU)	51.017	8	3	1:07.566	8	3	49.143	7	3	2:47.726	2:49.661	7
4	26	Toni Thurmayer (GER)	53.876	4	4	1:12.342	4	4	52.179	3	4	2:58.397	2:58.977	3
5	14	Jendrik Sättele (GER)	54.222	10	5	1:15.526	7	6	54.599	7	7	3:04.347	3:05.274	10
6	16	Yannik Tuisel (GER)	55.917	4	7	1:19.285	3	9	55.668	3	8	3:10.870	3:13.392	3
7	1	Dominic Kaßner (GER)	57.316	2	8	1:17.070	2	8	54.521	1	6	3:08.907	3:18.650	5
8	5	Jonas Hähle (GER)	1:01.957	4	9	1:26.569	3	10	1:01.759	3	9	3:30.285	3:31.447	3
9	7	Tim Georgi (GER)				1:15.390	1	5						0
10	24	Yannick Kruse (GER)	55.386	2	6	1:16.414	1	7	53.394	1	5	3:05.194		0

SUPERBIKE-IDM V1 Lausitzring

ADAC Berlin-Brandenburg e.V.

Heat Statistics

Heat name : ADAC Junior Cup powered by KTM - Freies Training 15
Heat Date : 02 May 2014
Circuit name : Lausitzring - 4255 mtr.

Participants Started : 10 **Participants Classified** : 25
Participants Finished : 2 **Participants Not Classified** : 0
Participants Not Finished : 23

Green flag at : 02.05.2014 - 16:25:01 **Heat recording start time** : 02.05.2014 - 16:25:01
Finish flag waved at : 02.05.2014 - 17:00:03 **Heat recording end time** : 02.05.2014 - 17:03:05
Total time under Green : 35:02 **Total of All Laps in Heat** : 57
Number of cautions : 0 **Total time under Yellow** : 00:00:00
Number of code-60's : 0 **Total time under Code-60** : 00:00:00

Best Lap time history during the Heat

#	Nbr	lap time	in lap	Name	Car	time of day
1	3	2:59.438	2	Dennis Norick Stelzer	KTM RC390	16:31:18
2	51	2:50.406	2	Jirka Mrkývka	KTM RC390	16:31:32
3	51	2:44.219	3	Jirka Mrkývka	KTM RC390	16:34:16
4	51	2:43.505	4	Jirka Mrkývka	KTM RC390	16:36:59
5	51	2:41.700	5	Jirka Mrkývka	KTM RC390	16:39:41
6	51	2:38.132	8	Jirka Mrkývka	KTM RC390	16:49:47
7	51	2:37.520	9	Jirka Mrkývka	KTM RC390	16:52:25

SUPERBIKE-IDM V1 Lausitzring

ADAC Berlin-Brandenburg e.V.

ADAC Junior Cup powered by KTM - Qualifying 1

1 - 4 May 2014
Lausitzring - 4255 mtr.


Pos	Nbr	Name / Entrant	Motorcycle / City	Fastest	In	Gap	Diff	Laps	Speed
1	8	Maximilian Sohnius (GER) ADAC Team Südbayern e.V.	KTM RC390 Hausham	2:04.078	8			12	123.45
2	6	Lukas Tulovic (GER) ADAC Nordbaden e.V./Leviator RT Germany	KTM RC390 Eberbach	2:04.266	9	0.188	0.188	12	123.27
3	4	Matthias Meggle (GER) ADAC Team Südbayern e.V.	KTM RC390 Reicholzried	2:04.988	7	0.910	0.722	12	122.56
4	23	Kenny Leibold (GER) ADAC Württemberg e.V.	KTM RC390 Schlierbach	2:05.024	9	0.946	0.036	12	122.52
5	17	Marc Zellhöfer (GER) ADAC Nordbayern e.V.	KTM RC390 Fürth	2:05.105	9	1.027	0.081	12	122.44
6	11	Pedro John (GER) ADAC Württemberg e.V.	KTM RC390 Ulm	2:05.412	11	1.334	0.307	12	122.14
7	26	Toni Thurmayer (GER) ADAC Nordbayern e.V.	KTM RC390 Stockstadt	2:05.477	11	1.399	0.065	11	122.08
8	12	Leon Langstädtler (GER) ADAC Hessen Thüringen e.V.	KTM RC390 Idstein	2:05.587	11	1.509	0.110	12	121.97
9	7	Tim Georgi (GER) ADAC Berlin Brandenburg e.V./Team Bergau	KTM RC390 Berlin	2:05.854	12	1.776	0.267	12	121.71
10	20	Hagen Wiedemann (GER) ADAC Westfalen e.V. Bereich Sport	KTM RC390 Everswinkel	2:06.121	11	2.043	0.267	11	121.45
11	53	Michaël Verbrugge (BEL) Team Motorsportschool Zolder	KTM RC390 Kessel	2:06.532	11	2.454	0.411	11	121.06
12	5	Jonas Hähle (GER) ADAC Racing Team AMC Sachsenring e.V.	KTM RC390 Lugau	2:06.809	11	2.731	0.277	11	120.80
13	51	Jirka Mrkývka (CZE)	KTM RC390 Brno	2:07.825	9	3.747	1.016	11	119.84
14	3	Dennis Norick Stelzer (GER) ADAC Sachsen e.V./Beinlich Racing Team	KTM RC390 Dohma	2:08.077	12	3.999	0.252	12	119.60
15	52	Petr Voslajer (CZE) AMK Czech Budejovice	KTM RC390 Ratboř	2:10.647	5	6.569	2.570	8	117.25
16	9	Milan Wiedemann (GER) ADAC Westfalen e.V. Bereich Sport	KTM RC390 Everswinkel	2:11.460	11	7.382	0.813	11	116.52
17	18	Tom Günther (GER) ADAC Racing Team AMC Sachsenring e.V.	KTM RC390 Gersdorf	2:12.246	10	8.168	0.786	11	115.83
18	2	Tim Aydin (GER) ADAC Hessen Thüringen e.V.	KTM RC390 Aschaffenburg	2:12.478	8	8.400	0.232	8	115.63
19	1	Dominic Kaßner (GER) ADAC Racing Team AMC Sachsenring e.V.	KTM RC390 Kemtau	2:13.153	9	9.075	0.675	11	115.04
20	54	Joel Kugler (SUI)	KTM RC390 Rebstein	2:13.975	11	9.897	0.822	11	114.33
21	25	Jessica Langstädtler (GER) ADAC Hessen Thüringen e.V.	KTM RC390 Idstein	2:16.185	10	12.107	2.210	11	112.48
22	50	Rokas Liaudanskas (LTU)	KTM RC390 Baragine	2:16.533	10	12.455	0.348	10	112.19
23	24	Yannick Kruse (GER) ADAC Ostwestfalen-Lippe e.V.	KTM RC390 Löhne	2:16.651	8	12.573	0.118	8	112.10
24	16	Yannik Tuisel (GER) ADAC e.V. Bereich Jugend und Sport	KTM RC390 Gladenbach	2:17.102	11	13.024	0.451	11	111.73
25	14	Jendrik Sättele (GER) ADAC Württemberg e.V.	KTM RC390 Balingen	2:18.566	8	14.488	1.464	9	110.55

Fastest time : 2:04.078 in lap 8 by nbr. 8 : Maximilian Sohnius (KTM RC390)

Publication-time

Results and Laptimes : www.raceresults.at

Timekeeping by : SDO SportTiming

Clerk of the Course	Steward	Timekeeper	
Olaf Noack	Rüdiger Merdes	Bernd Jung	

Page 1 of 1

SUPERBIKE-IDM V1 Lausitzring

ADAC Berlin-Brandenburg e.V.

ADAC Junior Cup powered by KTM - Qualifying 1

1 - 4 May 2014

Lausitzring - 4255 mtr.

Laptimes

Nbr	Name	Laps	lap	Lap ..1	Lap ..2	Lap ..3	Lap ..4	Lap ..5	Lap ..6	Lap ..7	Lap ..8	Lap ..9	Lap ..0
8	Maximilian Sohnus	12	1 - 10	2:08.316	2:08.620	2:06.442	2:06.206	2:05.503	2:04.433	2:05.385	2:04.078	2:05.567	2:04.672
			11 - 20	2:05.865	2:04.361								
6	Lukas Tulovic	12	1 - 10	2:12.708	2:07.976	2:06.506	2:06.062	2:06.022	2:15.558	2:04.679	2:06.066	2:04.266	2:05.437
			11 - 20	2:39.680	2:04.860								
4	Matthias Meggle	12	1 - 10	2:19.430	2:14.315	2:10.966	2:08.599	2:08.224	2:05.172	2:04.988	2:05.160	2:05.581	2:05.591
			11 - 20	2:05.425	2:08.300								
23	Kenny Leibold	12	1 - 10	2:17.949	2:13.285	2:11.653	2:07.547	2:06.028	2:05.990	2:07.035	2:05.061	2:05.024	2:05.370
			11 - 20	2:41.477	2:06.766								
17	Marc Zellhöfer	12	1 - 10	2:34.696	2:19.504	2:11.506	2:08.068	2:07.796	2:05.107	2:05.143	2:06.196	2:05.105	2:05.696
			11 - 20	2:06.392	2:08.688								
11	Pedro John	12	1 - 10	2:21.292	2:15.466	2:12.187	2:11.888	2:10.248	2:09.091	2:07.910	2:07.096	2:07.179	2:06.865
			11 - 20	2:05.412	2:05.477								
26	Toni Thurmayer	11	1 - 10	2:20.636	2:14.821	2:10.801	2:09.063	2:09.577	2:29.875	3:52.185	2:07.432	2:06.752	2:07.027
			11 - 20	2:05.477									
12	Leon Langstädtler	12	1 - 10	2:26.842	2:16.744	2:10.482	2:10.496	2:10.402	2:07.468	2:06.852	2:08.783	2:07.854	2:07.936
			11 - 20	2:05.587	2:05.602								
7	Tim Georgi	12	1 - 10	2:21.925	2:17.725	2:13.111	2:10.112	2:08.356	2:07.349	2:07.953	2:06.324	2:05.879	2:08.041
			11 - 20	2:06.253	2:05.854								
20	Hagen Wiedemann	11	1 - 10	2:22.636	2:14.030	2:11.603	2:09.602	2:08.545	2:09.278	2:23.377	3:45.950	2:08.474	2:17.382
			11 - 20	2:06.121									
53	Michaël Verbrugghe	11	1 - 10	2:30.066	2:21.762	2:15.777	2:12.681	2:10.426	3:00.548	2:22.011	2:09.493	2:09.656	2:07.542
			11 - 20	2:06.532									
5	Jonas Hähle	11	1 - 10	2:29.844	2:22.231	2:31.667	3:07.706	2:09.990	2:11.663	2:08.543	2:07.503	2:07.795	2:07.757
			11 - 20	2:06.809									
51	Jirka Mrkývka	11	1 - 10	2:23.370	2:17.080	2:11.229	2:08.361	2:09.266	2:08.426	2:19.752	3:38.264	2:07.825	2:09.418
			11 - 20	2:09.265									
3	Dennis Norick Stelzer	12	1 - 10	2:24.652	2:19.729	2:16.032	2:12.996	2:12.695	2:11.506	2:10.367	2:09.189	2:09.299	2:09.130
			11 - 20	2:08.904	2:08.077								
52	Petr Voslajer	8	1 - 10	2:18.142	2:13.473	2:24.089	3:12.659	2:10.647	2:20.709	7:17.246	2:22.103		
			11 - 20										
9	Milan Wiedemann	11	1 - 10	2:29.417	2:22.271	2:16.657	2:15.742	2:15.288	2:14.914	2:33.510	3:33.829	2:14.651	2:12.283
			11 - 20	2:11.460									
18	Tom Günther	11	1 - 10	2:44.444	2:39.307	2:33.773	2:28.160	2:19.683	2:17.237	2:14.835	2:12.767	2:12.751	2:12.246
			11 - 20	2:13.347									
2	Tim Aydin	8	1 - 10	2:56.201	2:47.086	3:33.099	2:19.005	2:14.571	2:13.065	2:12.952	2:12.478		
			11 - 20										
1	Dominic Kašner	11	1 - 10	2:32.261	2:24.129	2:19.067	2:18.723	2:15.995	2:16.615	2:17.410	2:17.927	2:13.153	2:14.278
			11 - 20										

SUPERBIKE-IDM V1 Lausitzring

ADAC Berlin-Brandenburg e.V.

ADAC Junior Cup powered by KTM - Qualifying 1

1 - 4 May 2014

Lausitzring - 4255 mtr.

Laptimes

Nbr	Name	Laps	lap	Lap ..1	Lap ..2	Lap ..3	Lap ..4	Lap ..5	Lap ..6	Lap ..7	Lap ..8	Lap ..9	Lap ..0
			11 - 20	2:13.812									
54	Joel Kugler	11	1 - 10	2:27.297	2:26.341	2:20.355	2:20.889	2:18.036	2:17.220	2:15.130	2:17.051	2:15.689	2:15.080
			11 - 20	2:13.975									
25	Jessica Langstädtler	11	1 - 10	2:35.282	2:26.271	2:20.896	2:26.001	2:18.401	2:17.410	2:17.263	2:18.746	2:21.817	2:16.185
			11 - 20	2:17.937									
50	Rokas Liaudanskas	10	1 - 10	2:34.211	2:30.798	2:26.127	2:24.565	2:24.054	2:21.565	2:41.881	4:11.189	2:23.487	2:16.533
24	Yannick Kruse	8	1 - 10	2:46.154	2:37.319	2:30.947	2:28.701	2:23.518	2:23.164	2:18.627	2:16.651		
16	Yannik Tuisel	11	1 - 10	2:36.452	2:31.609	2:35.696	2:24.064	2:21.591	2:21.663	2:20.491	2:18.930	2:17.953	2:17.688
			11 - 20	2:17.102									
14	Jendrik Sättele	9	1 - 10	2:37.843	2:31.474	2:27.594	2:26.709	2:32.330	5:46.023	2:19.212	2:18.566	2:18.684	

SUPERBIKE-IDM V1 Lausitzring

ADAC Berlin-Brandenburg e.V.

ADAC Junior Cup powered by KTM - Qualifying 1

1 - 4 May 2014

Laps and Sector Times

Lausitzring - 4255 mtr.

1 Dominic Kaßner (GER)										KTM RC390									
lap	Sect-1	Speed	Sect-2	Speed	Sect-3	Speed	Speed	laptime	pit	lap	Sect-1	Speed	Sect-2	Speed	Sect-3	Speed	speed	laptime	pit
1	Out	153.2	1:04.817	148.4	42.774	<u>166.4</u>		2:32.261		7	42.393	161.2	56.129	158.6	38.888	161.7		2:17.410	
2		46.098	158.6	57.841	157.0	40.190	163.1	2:24.129		8	42.093	158.8	57.603	144.4	38.231	164.9		2:17.927	
3		42.993	158.6	56.212	153.0	39.862	161.9	2:19.067		9	<u>41.066</u>	158.1	<u>54.080</u>	155.2	38.007	163.6		<u>2:13.153</u>	
4		43.713	160.5	56.081	158.1	38.929	163.4	2:18.723		10	41.798	160.5	54.184	158.6	38.296	163.6		2:14.278	
5		42.360	161.0	54.981	157.2	38.654	162.7	2:15.995		11	41.092	161.2	54.725	156.5	<u>37.995</u>	163.6		2:13.812	
6		42.263	160.5	55.210	154.9	39.142	160.7	2:16.615		12									

2 Tim Aydin (GER)										KTM RC390									
lap	Sect-1	Speed	Sect-2	Speed	Sect-3	Speed	Speed	laptime	pit	lap	Sect-1	Speed	Sect-2	Speed	Sect-3	Speed	speed	laptime	pit
1	Out	126.3	1:14.564	129.3	49.119	151.7		2:56.201		5	42.239	155.2	53.783	<u>156.7</u>	38.549	155.6		2:14.571	
2		50.190	152.8	1:04.125	145.7	In		2:47.086	P	6	41.742	<u>158.1</u>	53.216	155.8	38.107	<u>159.1</u>		2:13.065	
3	Out	154.7	1:00.175	151.0	42.182	152.5		3:33.099		7	<u>41.348</u>	148.8	53.125	156.3	38.479	157.0		2:12.952	
4		44.076	157.4	55.311	154.9	39.618	156.7	2:19.005		8	41.841	152.8	<u>52.784</u>	155.8	<u>37.853</u>	157.7		<u>2:12.478</u>	

3 Dennis Norick Stelzer (GER)										KTM RC390									
lap	Sect-1	Speed	Sect-2	Speed	Sect-3	Speed	Speed	laptime	pit	lap	Sect-1	Speed	Sect-2	Speed	Sect-3	Speed	speed	laptime	pit
1	Out	153.6	1:00.684	154.5	42.805	153.6		2:24.652		7	39.903	163.6	52.756	160.5	37.708	163.1		2:10.367	
2		43.205	160.2	56.656	157.7	39.868	160.7	2:19.729		8	39.648	163.4	52.203	161.0	37.338	163.6		2:09.189	
3		41.895	159.1	54.982	158.1	39.155	163.1	2:16.032		9	39.542	<u>164.1</u>	51.878	<u>162.4</u>	37.879	164.4		2:09.299	
4		41.017	161.9	53.753	160.5	38.226	164.6	2:12.996		10	39.837	161.2	51.860	161.9	37.433	<u>165.9</u>		2:09.130	
5		40.516	162.7	53.426	158.4	38.753	164.1	2:12.695		11	39.611	163.9	51.872	161.9	37.421	164.9		2:08.904	
6		40.241	162.7	53.268	159.1	37.997	163.9	2:11.506		12	<u>39.408</u>	162.7	<u>51.563</u>	161.2	<u>37.106</u>	164.1		<u>2:08.077</u>	

4 Matthias Meggle (GER)										KTM RC390									
lap	Sect-1	Speed	Sect-2	Speed	Sect-3	Speed	Speed	laptime	pit	lap	Sect-1	Speed	Sect-2	Speed	Sect-3	Speed	speed	laptime	pit
1	Out	159.3	59.039	160.5	39.787	166.2		2:19.430		7	38.790	163.1	50.115	<u>166.2</u>	36.083	167.2		<u>2:04.988</u>	
2		41.744	162.2	53.912	162.7	38.659	167.2	2:14.315		8	38.762	164.6	<u>49.915</u>	162.2	36.483	163.6		2:05.160	
3		40.393	162.7	53.182	162.2	37.391	168.2	2:10.966		9	38.918	163.9	50.412	163.6	36.251	167.7		2:05.581	
4		39.933	163.1	51.465	164.4	37.201	164.1	2:08.599		10	<u>38.671</u>	164.9	50.584	164.4	36.336	164.9		2:05.591	
5		40.164	<u>165.1</u>	51.698	165.1	36.362	166.9	2:08.224		11	38.814	164.4	49.977	164.4	36.634	166.2		2:05.425	
6		38.955	163.4	50.179	164.9	<u>36.038</u>	<u>170.6</u>	2:05.172		12	40.011	161.7	52.186	164.4	36.103	164.4		2:08.300	

5 Jonas Hähle (GER)										KTM RC390									
lap	Sect-1	Speed	Sect-2	Speed	Sect-3	Speed	Speed	laptime	pit	lap	Sect-1	Speed	Sect-2	Speed	Sect-3	Speed	speed	laptime	pit
1	Out	150.4	1:04.228	149.2	42.683	163.9		2:29.844		7	39.846	162.9	51.354	160.2	37.343	164.6		2:08.543	
2		43.824	158.6	58.248	146.1	40.159	162.2	2:22.231		8	39.441	162.7	51.089	159.8	36.973	<u>166.7</u>		2:07.503	
3		43.539	140.1	56.119	157.2	In		2:31.667	P	9	39.473	<u>163.1</u>	51.763	160.0	<u>36.559</u>	164.6		2:07.795	
4	Out	152.3	54.787	156.7	38.902	163.4		3:07.706		10	39.376	161.9	51.263	160.5	37.118	165.1		2:07.757	
5		40.459	160.7	52.339	157.0	37.192	164.1	2:09.990		11	<u>39.106</u>	160.2	<u>50.727</u>	<u>161.2</u>	36.976	164.4		<u>2:06.809</u>	
6		39.703	160.2	52.160	157.7	39.800	164.6	2:11.663		12									

6 Lukas Tulovic (GER)										KTM RC390									
lap	Sect-1	Speed	Sect-2	Speed	Sect-3	Speed	Speed	laptime	pit	lap	Sect-1	Speed	Sect-2	Speed	Sect-3	Speed	speed	laptime	pit
1	Out	156.1	55.290	158.1	38.373	162.2		2:12.708		7	38.406	163.9	49.994	163.1	36.279	163.9		2:04.679	
2		39.258	162.7	51.645	158.8	37.073	162.9	2:07.976		8	38.778	160.2	50.642	<u>164.1</u>	36.646	168.0		2:06.066	
3		39.059	160.5	50.447	159.5	37.000	163.1	2:06.506		9	<u>38.403</u>	<u>164.6</u>	<u>49.770</u>	162.4	<u>36.093</u>	167.2		<u>2:04.266</u>	
4		38.813	160.2	50.489	161.0	36.760	162.9	2:06.062		10	38.434	160.2	50.408	163.4	36.595	167.7		2:05.437	
5		38.790	161.0	50.573	161.0	36.659	164.1	2:06.022		11	1:12.526	153.4	50.973	161.7	36.181	<u>170.1</u>		2:39.680	
6		47.926	104.9	51.121	163.1	36.511	165.6	2:15.558		12	38.477	162.9	50.136	162.4	36.247	166.4		2:04.860	

7 Tim Georgi (GER)										KTM RC390									
lap	Sect-1	Speed	Sect-2	Speed	Sect-3	Speed	Speed	laptime	pit	lap	Sect-1	Speed	Sect-2	Speed	Sect-3	Speed	speed	laptime	pit
1	Out	156.5	1:00.062	157.0	42.025	165.4		2:21.925		7	39.344	162.4	51.379	162.2	37.230	164.6		2:07.953	
2		43.873	160.5	55.007	158.6	38.845	165.1	2:17.725		8	39.300	163.6	50.462	162.7	36.562	165.4		2:06.324	

SUPERBIKE-IDM V1 Lausitzring

ADAC Berlin-Brandenburg e.V.

ADAC Junior Cup powered by KTM - Qualifying 1

1 - 4 May 2014

Laps and Sector Times

Lausitzring - 4255 mtr.

3	41.356	160.7	53.572	158.8	38.183	<u>169.0</u>	2:13.111	9	38.909	<u>164.6</u>	50.327	162.4	36.643	165.4	2:05.879
4	40.450	161.9	52.116	161.2	37.546	164.9	2:10.112	10	38.983	164.1	52.518	163.1	36.540	165.6	2:08.041
5	39.747	162.4	51.607	161.0	37.002	164.4	2:08.356	11	<u>38.829</u>	164.4	51.131	161.9	<u>36.293</u>	166.9	2:06.253
6	39.573	162.7	50.856	162.2	36.920	165.4	2:07.349	12	39.017	162.9	<u>50.091</u>	<u>163.6</u>	36.746	166.9	<u>2:05.854</u>

8 Maximilian Sohnus (GER)								KTM RC390											
lap	Sect-1	Speed	Sect-2	Speed	Sect-3	Speed	Speed	laptime	pit	lap	Sect-1	Speed	Sect-2	Speed	Sect-3	Speed	speed	laptime	pit
1	Out	154.7	53.531	156.1	38.487	160.0		2:08.316		7	39.509	161.2	49.801	160.2	36.075	162.4		2:05.385	
2	40.339	158.8	51.430	157.4	36.851	161.4		2:08.620		8	<u>38.290</u>	160.5	49.787	160.2	<u>36.001</u>	164.1		<u>2:04.078</u>	
3	39.288	158.6	50.652	159.1	36.502	162.2		2:06.442		9	38.784	<u>163.1</u>	50.598	160.5	36.185	162.7		2:05.567	
4	39.590	159.8	50.195	160.2	36.421	162.2		2:06.206		10	38.727	160.0	49.891	161.0	36.054	162.2		2:04.672	
5	38.885	160.7	49.933	160.5	36.685	163.1		2:05.503		11	38.724	161.4	49.894	<u>161.7</u>	37.247	162.2		2:05.865	
6	38.589	160.5	49.818	160.5	36.026	<u>164.9</u>		2:04.433		12	38.542	161.4	<u>49.704</u>	160.5	36.115	162.4		2:04.361	

9 Milan Wiedemann (GER)								KTM RC390											
lap	Sect-1	Speed	Sect-2	Speed	Sect-3	Speed	Speed	laptime	pit	lap	Sect-1	Speed	Sect-2	Speed	Sect-3	Speed	speed	laptime	pit
1	Out	151.3	1:01.566	152.3	44.084	160.0		2:29.417		7	42.307	138.6	59.732	152.5	In			2:33.510	P
2	45.286	154.1	56.736	154.9	40.249	161.2		2:22.271		8	Out	151.9	53.942	155.2	39.957	155.8		3:33.829	
3	42.924	155.4	53.672	156.7	40.061	157.9		2:16.657		9	42.260	154.7	53.460	156.5	38.931	157.4		2:14.651	
4	42.381	151.3	53.609	154.3	39.752	157.9		2:15.742		10	41.618	152.1	52.348	<u>157.7</u>	38.317	<u>161.4</u>		2:12.283	
5	42.193	153.2	53.781	155.6	39.314	156.1		2:15.288		11	<u>41.197</u>	<u>156.3</u>	<u>52.155</u>	155.8	<u>38.108</u>	160.2		<u>2:11.460</u>	
6	42.147	149.4	53.287	152.1	39.480	151.9		2:14.914		12									

11 Pedro John (GER)								KTM RC390											
lap	Sect-1	Speed	Sect-2	Speed	Sect-3	Speed	Speed	laptime	pit	lap	Sect-1	Speed	Sect-2	Speed	Sect-3	Speed	speed	laptime	pit
1	Out	151.0	59.708	154.9	41.354	161.0		2:21.292		7	39.832	157.4	51.266	161.0	36.812	163.9		2:07.910	
2	42.314	158.1	54.502	156.1	38.650	162.9		2:15.466		8	39.358	161.2	50.967	161.9	36.771	167.7		2:07.096	
3	40.919	159.3	52.474	158.4	38.794	162.7		2:12.187		9	39.229	161.7	51.049	160.7	36.901	<u>168.0</u>		2:07.179	
4	40.730	159.8	53.103	159.1	38.055	164.4		2:11.888		10	39.152	161.7	51.194	160.5	36.519	166.2		2:06.865	
5	40.595	160.2	52.099	158.8	37.554	164.1		2:10.248		11	<u>38.724</u>	<u>163.6</u>	50.516	161.7	<u>36.172</u>	166.2		<u>2:05.412</u>	
6	39.863	158.4	51.895	<u>165.9</u>	37.333	164.6		2:09.091		12	38.865	160.7	<u>50.297</u>	161.0	36.315	166.9		2:05.477	

12 Leon Langstädtler (GER)								KTM RC390											
lap	Sect-1	Speed	Sect-2	Speed	Sect-3	Speed	Speed	laptime	pit	lap	Sect-1	Speed	Sect-2	Speed	Sect-3	Speed	speed	laptime	pit
1	Out	151.7	1:02.707	147.5	43.297	164.1		2:26.842		7	39.083	160.0	50.783	160.0	36.986	161.9		2:06.852	
2	43.111	157.2	54.387	156.5	39.246	160.7		2:16.744		8	39.213	160.2	51.880	161.0	37.690	167.4		2:08.783	
3	40.173	157.2	52.288	159.1	38.021	162.9		2:10.482		9	39.299	<u>161.4</u>	50.937	161.4	37.618	166.2		2:07.854	
4	39.271	161.2	53.139	160.0	38.086	167.7		2:10.496		10	39.474	160.2	51.196	157.4	37.266	165.4		2:07.936	
5	40.687	161.2	52.072	157.4	37.643	166.2		2:10.402		11	38.773	<u>161.4</u>	50.322	<u>164.1</u>	<u>36.492</u>	<u>168.8</u>		<u>2:05.587</u>	
6	39.536	158.6	50.912	159.3	37.020	162.4		2:07.468		12	<u>38.692</u>	<u>161.4</u>	<u>50.238</u>	163.4	36.672	167.7		2:05.602	

14 Jendrik Sättele (GER)								KTM RC390											
lap	Sect-1	Speed	Sect-2	Speed	Sect-3	Speed	Speed	laptime	pit	lap	Sect-1	Speed	Sect-2	Speed	Sect-3	Speed	speed	laptime	pit
1	Out	149.0	1:07.451	135.5	47.156	161.4		2:37.843		6	Out	157.2	57.379	<u>156.7</u>	40.125	161.0		5:46.023	
2	46.506	156.3	1:01.501	142.3	43.467	161.7		2:31.474		7	42.617	158.8	56.059	155.4	40.536	161.0		2:19.212	
3	45.556	141.5	1:00.244	154.3	41.794	160.7		2:27.594		8	42.753	<u>160.2</u>	55.823	156.5	<u>39.990</u>	<u>161.9</u>		<u>2:18.566</u>	
4	46.212	157.7	58.058	155.8	42.439	161.4		2:26.709		9	<u>42.607</u>	157.0	<u>55.538</u>	155.4	40.539	160.2		2:18.684	
5	44.667	158.4	58.252	154.7	In			2:32.330	P	10									

16 Yannik Tuisel (GER)								KTM RC390											
lap	Sect-1	Speed	Sect-2	Speed	Sect-3	Speed	Speed	laptime	pit	lap	Sect-1	Speed	Sect-2	Speed	Sect-3	Speed	speed	laptime	pit
1	Out	150.6	1:04.950	131.1	47.430	162.2		2:36.452		7	42.682	158.4	56.880	153.2	40.929	161.4		2:20.491	
2	47.037	157.2	1:01.161	146.7	43.411	<u>162.4</u>		2:31.609		8	42.992	157.2	56.263	152.1	39.675	161.4		2:18.930	
3	45.187	154.7	1:08.096	150.4	42.413	158.6		2:35.696		9	42.406	156.7	55.730	153.0	39.817	161.9		2:17.953	
4	44.282	156.3	58.213	154.3	41.569	160.0		2:24.064		10	<u>42.354</u>	<u>158.6</u>	55.494	<u>156.1</u>	39.840	160.5		2:17.688	
5	43.236	157.9	57.091	154.3	41.264	159.5		2:21.591		11	42.486	157.4	<u>55.128</u>	155.8	<u>39.488</u>	160.0		<u>2:17.102</u>	
6	43.626	157.0	56.771	150.8	41.266	161.4		2:21.663		12									



SUPERBIKE-IDM V1 Lausitzring

ADAC Berlin-Brandenburg e.V.

ADAC Junior Cup powered by KTM - Qualifying 1

1 - 4 May 2014

Laps and Sector Times

Lausitzring - 4255 mtr.

17 Marc Zellhöfer (GER)										KTM RC390									
lap	Sect-1	Speed	Sect-2	Speed	Sect-3	Speed	Speed	laptime	pit	lap	Sect-1	Speed	Sect-2	Speed	Sect-3	Speed	speed	laptime	pit
1	Out	144.8	1:04.055	149.6	43.004	161.2		2:34.696		7	38.884	160.5	<u>49.765</u>	162.2	36.494	162.7		2:05.143	
2	43.550	150.6	56.134	157.4	39.820	164.4		2:19.504		8	39.353	140.1	50.390	162.4	36.453	165.6		2:06.196	
3	41.310	154.5	52.740	163.4	37.456	<u>169.5</u>		2:11.506		9	38.774	162.2	49.969	162.4	36.362	167.7		<u>2:05.105</u>	
4	39.891	<u>163.6</u>	51.425	163.4	36.752	<u>169.5</u>		2:08.068		10	<u>38.699</u>	162.9	50.215	<u>168.0</u>	36.782	165.1		2:05.696	
5	40.539	162.9	50.947	163.6	36.310	162.9		2:07.796		11	40.047	160.2	50.088	162.2	<u>36.257</u>	166.4		2:06.392	
6	38.803	160.7	49.945	161.2	36.359	162.9		2:05.107		12	39.682	150.6	52.450	161.4	36.556	163.4		2:08.688	

18 Tom Günther (GER)										KTM RC390									
lap	Sect-1	Speed	Sect-2	Speed	Sect-3	Speed	Speed	laptime	pit	lap	Sect-1	Speed	Sect-2	Speed	Sect-3	Speed	speed	laptime	pit
1	Out	149.0	1:09.748	135.3	48.443	155.8		2:44.444		7	41.374	160.5	54.144	157.0	39.317	<u>165.6</u>		2:14.835	
2	49.945	153.6	1:03.684	148.1	45.678	158.1		2:39.307		8	41.160	160.5	53.293	158.6	38.314	162.9		2:12.767	
3	47.680	154.1	1:01.684	152.1	44.409	158.1		2:33.773		9	40.702	160.0	53.857	159.3	38.192	<u>165.6</u>		2:12.751	
4	45.860	155.6	59.690	154.7	42.610	162.9		2:28.160		10	<u>40.474</u>	<u>161.4</u>	53.421	159.1	38.351	162.4		<u>2:12.246</u>	
5	43.222	158.1	56.676	156.7	39.785	161.7		2:19.683		11	42.364	159.8	<u>52.827</u>	<u>159.8</u>	<u>38.156</u>	161.2		2:13.347	
6	43.632	153.2	54.715	159.1	38.890	162.9		2:17.237		12									

20 Hagen Wiedemann (GER)										KTM RC390									
lap	Sect-1	Speed	Sect-2	Speed	Sect-3	Speed	Speed	laptime	pit	lap	Sect-1	Speed	Sect-2	Speed	Sect-3	Speed	speed	laptime	pit
1	Out	150.8	59.252	152.8	41.027	158.1		2:22.636		7	39.737	150.8	53.862	148.1	In			2:23.377	P
2	41.847	152.3	53.408	156.7	38.775	156.3		2:14.030		8	Out	150.8	52.620	153.0	37.543	155.8		3:45.950	
3	40.819	157.0	52.701	159.3	38.083	157.4		2:11.603		9	39.853	156.3	51.134	157.2	37.487	158.4		2:08.474	
4	39.791	<u>157.7</u>	51.338	<u>160.0</u>	38.473	156.1		2:09.602		10	39.380	155.6	59.556	113.9	38.446	160.2		2:17.382	
5	40.308	155.6	50.921	157.9	37.316	<u>161.4</u>		2:08.545		11	<u>38.966</u>	156.5	<u>50.288</u>	158.6	<u>36.867</u>	157.4		<u>2:06.121</u>	
6	39.783	155.2	51.921	157.7	37.574	159.3		2:09.278		12									

23 Kenny Leibold (GER)										KTM RC390									
lap	Sect-1	Speed	Sect-2	Speed	Sect-3	Speed	Speed	laptime	pit	lap	Sect-1	Speed	Sect-2	Speed	Sect-3	Speed	speed	laptime	pit
1	Out	151.3	57.941	151.7	40.956	158.4		2:17.949		7	38.949	158.6	51.011	155.2	37.075	161.0		2:07.035	
2	43.089	152.5	52.776	157.7	37.420	160.7		2:13.285		8	<u>38.332</u>	<u>165.9</u>	<u>49.893</u>	160.5	36.836	161.4		2:05.061	
3	42.914	151.3	51.527	157.4	37.212	160.7		2:11.653		9	38.454	160.2	50.134	157.7	<u>36.436</u>	166.9		<u>2:05.024</u>	
4	39.449	158.4	51.015	157.7	37.083	161.2		2:07.547		10	38.634	163.4	49.898	<u>164.1</u>	36.838	<u>168.2</u>		2:05.370	
5	38.985	159.1	50.351	158.8	36.692	161.9		2:06.028		11	1:12.924	156.7	52.045	157.7	36.508	163.9		2:41.477	
6	38.798	157.7	50.545	157.7	36.647	161.2		2:05.990		12	39.004	158.8	51.226	159.3	36.536	158.4		2:06.766	

24 Yannick Kruse (GER)										KTM RC390									
lap	Sect-1	Speed	Sect-2	Speed	Sect-3	Speed	Speed	laptime	pit	lap	Sect-1	Speed	Sect-2	Speed	Sect-3	Speed	speed	laptime	pit
1	52.039	155.2	1:06.798	147.9	47.317	158.1		2:46.154		5	45.234	159.5	57.554	159.1	40.730	162.4		2:23.518	
2	48.262	157.2	1:04.605	153.6	44.452	157.4		2:37.319		6	44.499	158.8	57.296	146.1	41.369	<u>164.1</u>		2:23.164	
3	47.197	153.6	1:01.050	157.7	42.700	160.2		2:30.947		7	42.997	<u>161.0</u>	55.615	<u>159.3</u>	40.015	161.9		2:18.627	
4	46.145	159.5	1:00.338	152.3	42.218	160.0		2:28.701		8	<u>41.946</u>	160.7	<u>55.371</u>	159.1	<u>39.334</u>	163.1		<u>2:16.651</u>	

25 Jessica Langstädtler (GER)										KTM RC390									
lap	Sect-1	Speed	Sect-2	Speed	Sect-3	Speed	Speed	laptime	pit	lap	Sect-1	Speed	Sect-2	Speed	Sect-3	Speed	speed	laptime	pit
1	Out	147.5	1:06.593	143.8	45.392	161.0		2:35.282		7	42.529	160.5	54.663	159.5	40.071	163.6		2:17.263	
2	44.648	158.4	59.142	150.4	42.481	163.4		2:26.271		8	42.234	161.2	55.356	<u>160.7</u>	41.156	<u>165.1</u>		2:18.746	
3	43.224	158.6	56.305	156.3	41.367	163.1		2:20.896		9	44.246	160.7	57.168	159.8	40.403	162.7		2:21.817	
4	47.795	157.2	56.813	156.5	41.393	160.2		2:26.001		10	<u>42.012</u>	161.9	<u>54.206</u>	<u>160.7</u>	<u>39.967</u>	164.4		<u>2:16.185</u>	
5	42.522	160.5	55.574	157.4	40.305	162.7		2:18.401		11	42.349	<u>162.2</u>	55.497	160.0	40.091	162.2		2:17.937	
6	42.544	159.1	54.447	157.7	40.419	162.2		2:17.410		12									

SUPERBIKE-IDM V1 Lausitzring

ADAC Berlin-Brandenburg e.V.

ADAC Junior Cup powered by KTM - Qualifying 1

1 - 4 May 2014

Laps and Sector Times

Lausitzring - 4255 mtr.

26 Toni Thurmayer (GER)										KTM RC390									
lap	Sect-1	Speed	Sect-2	Speed	Sect-3	Speed	Speed	laptime	pit	lap	Sect-1	Speed	Sect-2	Speed	Sect-3	Speed	speed	laptime	pit
1	Out	153.6	58.910	153.8	40.814	161.7		2:20.636		7	Out	158.1	51.935	157.9	37.590	162.7		3:52.185	
2	42.345	159.8	53.370	158.4	39.106	165.1		2:14.821		8	39.296	160.5	50.988	159.8	37.148	164.1		2:07.432	
3	40.745	157.4	52.452	161.7	37.604	166.2		2:10.801		9	38.979	161.0	50.794	160.7	36.979	163.1		2:06.752	
4	39.893	161.4	51.814	165.4	37.356	165.6		2:09.063		10	39.179	161.7	51.385	162.2	36.463	165.9		2:07.027	
5	40.149	163.9	51.142	164.1	38.286	161.9		2:09.577		11	38.691	161.7	50.356	161.4	36.430	165.6		2:05.477	
6	40.653	153.4	55.868	145.6	In			2:29.875	P	12									

50 Rokas Liaudanskas (LTU)										KTM RC390									
lap	Sect-1	Speed	Sect-2	Speed	Sect-3	Speed	Speed	laptime	pit	lap	Sect-1	Speed	Sect-2	Speed	Sect-3	Speed	speed	laptime	pit
1	Out	151.5	1:05.506	131.9	45.392	158.1		2:34.211		6	43.960	157.0	57.281	153.0	40.324	155.6		2:21.565	
2	46.336	153.4	1:00.918	136.7	43.544	156.3		2:30.798		7	43.699	153.0	56.996	125.3	In			2:41.881	P
3	45.016	151.9	59.589	145.6	41.522	157.9		2:26.127		8	Out	143.4	58.678	154.9	39.530	158.1		4:11.189	
4	44.255	155.4	58.516	151.3	41.794	158.6		2:24.565		9	42.782	159.5	1:01.023	156.7	39.682	159.3		2:23.487	
5	44.791	155.4	57.722	150.8	41.541	156.1		2:24.054		10	42.568	155.6	54.956	155.6	39.009	158.6		2:16.533	

51 Jirka Mrkývka (CZE)										KTM RC390									
lap	Sect-1	Speed	Sect-2	Speed	Sect-3	Speed	Speed	laptime	pit	lap	Sect-1	Speed	Sect-2	Speed	Sect-3	Speed	speed	laptime	pit
1	Out	155.4	1:00.063	154.7	41.245	161.2		2:23.370		7	39.703	155.6	51.707	158.1	In			2:19.752	P
2	42.608	156.1	55.194	158.6	39.278	165.1		2:17.080		8	Out	157.0	53.129	157.9	38.095	159.3		3:38.264	
3	40.914	158.4	52.671	163.4	37.644	167.2		2:11.229		9	38.717	162.4	51.876	160.7	37.232	164.6		2:07.825	
4	39.668	163.9	51.549	164.9	37.144	165.1		2:08.361		10	39.517	161.0	52.696	159.1	37.205	163.4		2:09.418	
5	40.152	163.1	51.389	165.1	37.725	163.9		2:09.266		11	39.163	161.2	52.334	151.5	37.768	161.2		2:09.265	
6	39.014	160.5	51.707	161.4	37.705	164.6		2:08.426		12									

52 Petr Voslajer (CZE)										KTM RC390									
lap	Sect-1	Speed	Sect-2	Speed	Sect-3	Speed	Speed	laptime	pit	lap	Sect-1	Speed	Sect-2	Speed	Sect-3	Speed	speed	laptime	pit
1	Out	153.4	57.810	157.4	39.814	161.2		2:18.142		5	40.423	157.0	52.095	156.3	38.129	159.1		2:10.647	
2	41.445	155.6	53.429	155.2	38.599	163.4		2:13.473		6	40.455	158.1	52.279	153.4	In			2:20.709	P
3	40.179	153.4	51.452	157.0	In			2:24.089	P	7	Out	153.6	52.493	156.7	38.427	160.0		7:17.246	
4	Out	155.6	51.947	156.3	38.146	161.2		3:12.659		8	40.113	155.8	52.283	152.1	In			2:22.103	P

53 Michaël Verbrugge (BEL)										KTM RC390									
lap	Sect-1	Speed	Sect-2	Speed	Sect-3	Speed	Speed	laptime	pit	lap	Sect-1	Speed	Sect-2	Speed	Sect-3	Speed	speed	laptime	pit
1	Out	151.9	1:02.132	149.4	43.733	161.0		2:30.066		7	44.858	158.8	59.205	157.4	37.948	160.7		2:22.011	
2	45.073	155.2	56.557	154.9	40.132	161.2		2:21.762		8	40.380	161.0	51.557	159.3	37.556	163.1		2:09.493	
3	42.402	157.7	53.909	158.8	39.466	162.7		2:15.777		9	40.362	161.2	52.201	160.0	37.093	164.1		2:09.656	
4	41.429	158.8	52.952	157.4	38.300	162.9		2:12.681		10	39.474	160.7	50.742	161.4	37.326	164.9		2:07.542	
5	40.642	160.2	52.125	157.2	37.659	164.6		2:10.426		11	39.486	160.7	50.536	160.7	36.510	165.4		2:06.532	
6	52.459	88.6	1:19.465	69.6	48.624	102.7		3:00.548		12									

54 Joel Kugler (SUI)										KTM RC390									
lap	Sect-1	Speed	Sect-2	Speed	Sect-3	Speed	Speed	laptime	pit	lap	Sect-1	Speed	Sect-2	Speed	Sect-3	Speed	speed	laptime	pit
1	Out	151.5	1:02.644	145.0	43.132	162.4		2:27.297		7	42.039	159.3	53.835	157.2	39.256	160.5		2:15.130	
2	46.310	157.0	59.268	152.3	40.763	160.0		2:26.341		8	42.074	160.5	55.434	158.4	39.543	160.5		2:17.051	
3	43.971	154.1	55.645	155.6	40.739	160.5		2:20.355		9	42.265	156.3	54.132	157.4	39.292	160.7		2:15.689	
4	43.456	157.4	57.074	156.5	40.359	162.7		2:20.889		10	42.010	158.8	53.635	158.6	39.435	162.7		2:15.080	
5	42.700	159.1	54.951	158.4	40.385	162.2		2:18.036		11	41.746	158.1	53.421	158.8	38.808	160.5		2:13.975	
6	42.814	159.5	54.444	157.4	39.962	164.9		2:17.220		12									

SUPERBIKE-IDM V1 Lausitzring

ADAC Berlin-Brandenburg e.V.

ADAC Junior Cup powered by KTM - Qualifying 1 Sector analyse

1 - 4 May 2014
Lausitzring - 4255 mtr.

Pos	Nbr	Name / Team name	Sector 1			Sector 2			Sector 3			Theoretical best	Actual best	In
			time	Lap	pos	time	Lap	pos	time	Lap	pos			
1	8	Maximilian Sohnius (GER)	38.290	8	1	49.704	12	1	36.001	8	1	2:03.995	2:04.078	8
2	6	Lukas Tulovic (GER)	38.403	9	3	49.770	9	3	36.093	9	3	2:04.266	2:04.266	9
3	4	Matthias Meggle (GER)	38.671	10	4	49.915	8	5	36.038	6	2	2:04.624	2:04.988	7
4	23	Kenny Leibold (GER)	38.332	8	2	49.893	8	4	36.436	9	8	2:04.661	2:05.024	9
5	17	Marc Zellhöfer (GER)	38.699	10	7	49.765	7	2	36.257	11	5	2:04.721	2:05.105	9
6	11	Pedro John (GER)	38.724	11	9	50.297	12	9	36.172	11	4	2:05.193	2:05.412	11
7	26	Toni Thurmayer (GER)	38.691	11	5	50.356	11	10	36.430	11	7	2:05.477	2:05.477	11
8	12	Leon Langstädtler (GER)	38.692	12	6	50.238	12	7	36.492	11	9	2:05.422	2:05.587	11
9	7	Tim Georgi (GER)	38.829	11	10	50.091	12	6	36.293	11	6	2:05.213	2:05.854	12
10	20	Hagen Wiedemann (GER)	38.966	11	11	50.288	11	8	36.867	11	12	2:06.121	2:06.121	11
11	53	Michaël Verbrugge (BEL)	39.474	10	14	50.536	11	11	36.510	11	10	2:06.520	2:06.532	11
12	5	Jonas Hähle (GER)	39.106	11	12	50.727	11	12	36.559	9	11	2:06.392	2:06.809	11
13	51	Jirka Mrkývka (CZE)	38.717	9	8	51.389	5	13	37.144	4	14	2:07.250	2:07.825	9
14	3	Dennis Norick Stelzer (GER)	39.408	12	13	51.563	12	15	37.106	12	13	2:08.077	2:08.077	12
15	52	Petr Voslajer (CZE)	40.113	8	15	51.452	3	14	38.129	5	18	2:09.694	2:10.647	5
16	9	Milan Wiedemann (GER)	41.197	11	18	52.155	11	16	38.108	11	17	2:11.460	2:11.460	11
17	18	Tom Günther (GER)	40.474	10	16	52.827	11	18	38.156	11	19	2:11.457	2:12.246	10
18	2	Tim Aydin (GER)	41.348	7	19	52.784	8	17	37.853	8	15	2:11.985	2:12.478	8
19	1	Dominic Kaßner (GER)	41.066	9	17	54.080	9	20	37.995	11	16	2:13.141	2:13.153	9
20	54	Joel Kugler (SUI)	41.746	11	20	53.421	11	19	38.808	11	20	2:13.975	2:13.975	11
21	25	Jessica Langstädtler (GER)	42.012	10	22	54.206	10	21	39.967	10	24	2:16.185	2:16.185	10
22	50	Rokas Liaudanskas (LTU)	42.568	10	24	54.956	10	22	39.009	10	21	2:16.533	2:16.533	10
23	24	Yannick Kruse (GER)	41.946	8	21	55.371	8	24	39.334	8	22	2:16.651	2:16.651	8
24	16	Yannik Tuisel (GER)	42.354	10	23	55.128	11	23	39.488	11	23	2:16.970	2:17.102	11
25	14	Jendrik Sättele (GER)	42.607	9	25	55.538	9	25	39.990	8	25	2:18.135	2:18.566	8

SUPERBIKE-IDM V1 Lausitzring

ADAC Berlin-Brandenburg e.V.

Heat Statistics

Heat name : ADAC Junior Cup powered by KTM - Qualifying 1
Heat Date : 03 May 2014
Circuit name : Lausitzring - 4255 mtr.

Participants Started : 25 **Participants Classified** : 25
Participants Finished : 24 **Participants Not Classified** : 0
Participants Not Finished : 1

Green flag at : 03/05/2014 - 10:45:00 **Heat recording start time** : 03/05/2014 - 10:45:00
Finish flag waved at : 03/05/2014 - 11:10:00 **Heat recording end time** : 03/05/2014 - 11:12:46
Total time under Green : 25:00 **Total of All Laps in Heat** : 272
Number of cautions : 0 **Total time under Yellow** : 00:00:00
Number of code-60's : 0 **Total time under Code-60** : 00:00:00

Best Lap time history during the Heat

#	Nbr	lap time	in lap	Name	Car	time of day
1	8	2:08.620	2	Maximilian Sohnius	KTM RC390	10:49:33
2	6	2:07.976	2	Lukas Tulovic	KTM RC390	10:49:50
3	8	2:06.442	3	Maximilian Sohnius	KTM RC390	10:51:39
4	8	2:06.206	4	Maximilian Sohnius	KTM RC390	10:53:45
5	6	2:06.062	4	Lukas Tulovic	KTM RC390	10:54:03
6	8	2:05.503	5	Maximilian Sohnius	KTM RC390	10:55:51
7	8	2:04.433	6	Maximilian Sohnius	KTM RC390	10:57:55
8	8	2:04.078	8	Maximilian Sohnius	KTM RC390	11:02:05

SUPERBIKE-IDM V1 Lausitzring

ADAC Berlin-Brandenburg e.V.

Result of the combined Qualifications - ADAC Junior Cup

1 - 4 May 2014
Lausitzring - 4255 mtr.

Pos	Nbr	Name / Entrant	Motorcycle	Qual-1	Qual-2	Fastest	Gap
1	17	Marc Zellhöfer (GER) ADAC Nordbayern e.V.	KTM RC390	2:05.105	2:02.417	2:02.417	
2	7	Tim Georgi (GER) ADAC Berlin Brandenburg e.V./Team Bergau	KTM RC390	2:05.854	2:02.576	2:02.576	0.159
3	8	Maximilian Sohnius (GER) ADAC Team Südbayern e.V.	KTM RC390	2:04.078	2:02.714	2:02.714	0.297
4	6	Lukas Tulovic (GER) ADAC Nordbaden e.V./Leviator RT Germany	KTM RC390	2:04.266	2:02.810	2:02.810	0.393
5	4	Matthias Meggle (GER) ADAC Team Südbayern e.V.	KTM RC390	2:04.988	2:03.282	2:03.282	0.865
6	26	Toni Thurmayer (GER) ADAC Nordbayern e.V.	KTM RC390	2:05.477	2:04.379	2:04.379	1.962
7	11	Pedro John (GER) ADAC Württemberg e.V.	KTM RC390	2:05.412	2:04.514	2:04.514	2.097
8	53	Michaël Verbrugghe (BEL) Team Motorsportschool Zolder	KTM RC390	2:06.532	2:04.526	2:04.526	2.109
9	23	Kenny Leibold (GER) ADAC Württemberg e.V.	KTM RC390	2:05.024	2:04.607	2:04.607	2.190
10	5	Jonas Hähle (GER) ADAC Racing Team AMC Sachsenring e.V.	KTM RC390	2:06.809	2:04.706	2:04.706	2.289
11	12	Leon Langstädtler (GER) ADAC Hessen Thüringen e.V.	KTM RC390	2:05.587	2:04.863	2:04.863	2.446
12	3	Dennis Norick Stelzer (GER) ADAC Sachsen e.V./Beinlich Racing Team	KTM RC390	2:08.077	2:05.065	2:05.065	2.648
13	51	Jirka Mrkvývka (CZE)	KTM RC390	2:07.825	2:05.131	2:05.131	2.714
14	52	Petr Voslajer (CZE) AMK Czech Budejovice	KTM RC390	2:10.647	2:05.585	2:05.585	3.168
15	20	Hagen Wiedemann (GER) ADAC Westfalen e.V. Bereich Sport	KTM RC390	2:06.121	2:06.472	2:06.121	3.704
16	1	Dominic Kaßner (GER) ADAC Racing Team AMC Sachsenring e.V.	KTM RC390	2:13.153	2:07.779	2:07.779	5.362
17	2	Tim Aydin (GER) ADAC Hessen Thüringen e.V.	KTM RC390	2:12.478	2:08.076	2:08.076	5.659
18	9	Milan Wiedemann (GER) ADAC Westfalen e.V. Bereich Sport	KTM RC390	2:11.460	2:08.554	2:08.554	6.137
19	18	Tom Günther (GER) ADAC Racing Team AMC Sachsenring e.V.	KTM RC390	2:12.246	2:08.921	2:08.921	6.504
20	50	Rokas Liaudanskas (LTU)	KTM RC390	2:16.533	2:12.746	2:12.746	10.329
21	24	Yannick Kruse (GER) ADAC Ostwestfalen-Lippe e.V.	KTM RC390	2:16.651	2:12.889	2:12.889	10.472
22	14	Jendrik Sättele (GER) ADAC Württemberg e.V.	KTM RC390	2:18.566	2:12.892	2:12.892	10.475
23	54	Joel Kugler (SUI)	KTM RC390	2:13.975	2:14.255	2:13.975	11.558
24	25	Jessica Langstädtler (GER) ADAC Hessen Thüringen e.V.	KTM RC390	2:16.185	2:15.569	2:15.569	13.152
25	16	Yannik Tuisel (GER) ADAC e.V. Bereich Jugend und Sport	KTM RC390	2:17.102	2:16.561	2:16.561	14.144

All Classified. The max Qualification Time (115% of 2:02.417 = 2:20.779) was not exceeded.


The minimum Qualification laps are completed


Fastest time : 2:02.417 in lap 11 by nbr. 17 : Marc Zellhöfer (KTM RC390)

Publication-time

Results and Laptimes : www.raceresults.at

Timekeeping by : SDO SportTiming

Clerk of the Course Olaf Noack	Steward Rüdiger Merdes	Timekeeper Bernd Jung	
Page 1 of 1 Results remain provisional pending technical examination and decisions from the stewards of the meeting			



SUPERBIKE-IDM V1 Lausitzring

ADAC Berlin-Brandenburg e.V.

ADAC Junior Cup powered by KTM - Qualifying 2

1 - 4 May 2014

Lausitzring - 4255 mtr.

Laptimes

Nbr	Name	Laps	lap	Lap ..1	Lap ..2	Lap ..3	Lap ..4	Lap ..5	Lap ..6	Lap ..7	Lap ..8	Lap ..9	Lap ..0
17	Marc Zellhöfer	12	1 - 10	2:05.227	2:04.334	2:04.638	2:03.806	2:03.260	2:03.577	2:03.654	2:03.317	2:02.852	2:12.425
			11 - 20	2:02.417	2:03.308								
7	Tim Georgi	12	1 - 10	2:06.497	2:04.634	2:03.215	2:03.181	2:03.071	2:08.863	2:03.399	2:02.576	2:03.181	2:03.939
			11 - 20	2:02.868	2:04.871								
8	Maximilian Sohnus	13	1 - 10	2:07.558	2:07.333	2:06.059	2:04.754	2:05.711	2:02.899	2:03.725	2:04.536	2:04.629	2:05.614
			11 - 20	2:03.946	2:02.714	2:04.652							
6	Lukas Tulovic	12	1 - 10	2:05.827	2:06.820	2:03.592	2:10.402	2:03.500	2:03.466	2:03.093	2:03.422	2:04.370	2:04.393
			11 - 20	2:02.810	2:09.843								
4	Matthias Meggle	12	1 - 10	2:06.852	2:05.696	2:04.600	2:03.826	2:03.282	2:04.248	2:03.845	2:04.192	2:04.664	2:03.696
			11 - 20	2:03.336	2:04.280								
26	Toni Thurmayer	10	1 - 10	2:08.936	2:07.868	2:07.288	2:06.748	2:05.440	2:52.419	3:03.733	2:05.874	2:04.379	2:04.781
11	Pedro John	11	1 - 10	2:11.019	2:07.554	2:07.173	2:05.961	2:05.276	2:05.375	2:04.581	2:05.766	2:04.514	2:04.723
			11 - 20	2:07.140									
53	Michaël Verbrugge	11	1 - 10	2:09.466	2:08.731	2:06.279	2:05.852	2:06.066	2:08.628	2:04.674	2:05.026	2:04.614	2:04.526
			11 - 20	2:06.618									
23	Kenny Leibold	11	1 - 10	2:06.035	2:08.335	2:11.270	3:45.208	2:07.997	2:05.736	2:06.245	2:04.764	2:07.775	2:09.270
			11 - 20	2:04.607									
5	Jonas Hähle	5	1 - 10	2:10.289	2:08.239	2:06.987	2:05.466	2:04.706					
12	Leon Langstädtler	11	1 - 10	2:10.107	2:07.325	2:07.069	2:06.281	2:04.863	2:07.761	2:05.317	2:06.177	2:07.069	2:05.860
			11 - 20	2:04.931									
3	Dennis Norick Stelzer	11	1 - 10	2:10.955	2:09.830	2:08.243	2:07.383	2:06.729	2:07.722	2:06.599	2:06.133	2:08.460	2:05.412
			11 - 20	2:05.065									
51	Jirka Mrkývka	11	1 - 10	2:18.542	2:09.841	2:07.346	2:06.948	2:06.709	2:06.198	2:06.589	2:05.287	2:06.186	2:05.131
			11 - 20	2:05.186									
52	Petr Voslajer	12	1 - 10	2:18.125	2:09.626	2:07.807	2:06.833	2:05.711	2:05.585	2:05.941	2:06.083	2:05.732	2:05.849
			11 - 20	2:19.180	2:58.166								
20	Hagen Wiedemann	10	1 - 10	2:11.316	2:09.055	2:08.458	2:19.726	3:42.856	2:08.017	2:15.357	2:06.623	2:06.472	2:07.439
1	Dominic Kaßner	11	1 - 10	2:11.207	2:10.091	2:08.796	2:07.936	2:09.449	2:10.138	2:09.425	2:16.162	2:09.896	2:07.779
			11 - 20	2:08.950									
2	Tim Aydin	11	1 - 10	2:11.077	2:09.919	2:09.306	2:09.428	2:10.172	2:08.767	2:08.562	2:09.086	2:08.143	2:08.076
			11 - 20	2:08.233									
9	Milan Wiedemann	11	1 - 10	2:23.358	2:13.927	2:12.494	2:10.566	2:10.048	2:08.554	2:11.434	2:10.156	2:20.722	2:20.279
			11 - 20	2:10.406									
18	Tom Günther	12	1 - 10	2:29.677	2:21.242	2:15.433	2:13.182	2:14.697	2:12.177	2:10.747	2:10.194	2:09.673	2:09.796
			11 - 20	2:09.201	2:08.921								

SUPERBIKE-IDM V1 Lausitzring

ADAC Berlin-Brandenburg e.V.

ADAC Junior Cup powered by KTM - Qualifying 2

1 - 4 May 2014

Lausitzring - 4255 mtr.

Laptimes

Nbr	Name	Laps	lap	Lap ..1	Lap ..2	Lap ..3	Lap ..4	Lap ..5	Lap ..6	Lap ..7	Lap ..8	Lap ..9	Lap ..0
50	Rokas Liaudanskas	9	1 - 10	2:22.327	2:18.609	2:17.328	2:21.471	2:24.028	2:16.941	2:24.398	2:14.769	2:12.746	
24	Yannick Kruse	12	1 - 10	2:27.822	2:19.703	2:15.837	2:15.331	2:14.440	2:13.224	2:15.060	2:13.474	2:12.889	2:13.168
			11 - 20	2:13.731	2:17.607								
14	Jendrik Sättele	11	1 - 10	2:27.680	2:19.047	2:14.489	2:13.426	2:15.113	2:20.240	3:49.052	2:13.122	2:12.892	2:13.808
			11 - 20	2:13.467									
54	Joel Kugler	11	1 - 10	2:28.846	2:20.921	2:17.587	2:14.666	2:14.910	2:14.939	2:16.244	2:14.594	2:14.255	2:15.185
			11 - 20	2:15.359									
25	Jessica Langstädtler	11	1 - 10	2:28.811	2:22.077	2:19.836	2:17.316	2:19.141	2:19.413	2:17.417	2:16.622	2:18.410	2:15.825
			11 - 20	2:15.569									
16	Yannik Tuisel	10	1 - 10	2:29.231	2:21.834	2:19.196	2:18.008	2:17.575	2:17.832	2:17.607	2:16.561	2:17.981	2:27.219

SUPERBIKE-IDM V1 Lausitzring

ADAC Berlin-Brandenburg e.V.

ADAC Junior Cup powered by KTM - Qualifying 2

1 - 4 May 2014

Laps and Sector Times

Lausitzring - 4255 mtr.

1 Dominic Kaßner (GER)										KTM RC390									
lap	Sect-1	Speed	Sect-2	Speed	Sect-3	Speed	Speed	laptime	pit	lap	Sect-1	Speed	Sect-2	Speed	Sect-3	Speed	speed	laptime	pit
1	40.499	160.7	52.693	151.3	38.015	<u>170.9</u>		2:11.207		7	39.968	160.5	52.544	159.8	36.913	163.9		2:09.425	
2	40.289	163.1	52.081	163.1	37.721	167.2		2:10.091		8	41.489	160.7	55.035	132.0	39.638	151.3		2:16.162	
3	40.057	<u>163.9</u>	51.705	163.9	37.034	165.9		2:08.796		9	41.168	161.0	51.755	162.9	36.973	164.6		2:09.896	
4	39.706	162.2	51.560	162.2	<u>36.670</u>	164.4		2:07.936		10	<u>39.570</u>	161.0	<u>51.376</u>	161.4	36.833	163.9		<u>2:07.779</u>	
5	40.023	160.0	52.148	162.2	37.278	164.6		2:09.449		11	40.011	161.9	51.854	<u>164.6</u>	37.085	165.4		2:08.950	
6	40.266	161.0	52.799	161.2	37.073	163.9		2:10.138		12									

2 Tim Aydin (GER)										KTM RC390									
lap	Sect-1	Speed	Sect-2	Speed	Sect-3	Speed	Speed	laptime	pit	lap	Sect-1	Speed	Sect-2	Speed	Sect-3	Speed	speed	laptime	pit
1	41.161	161.4	52.641	160.0	37.275	164.9		2:11.077		7	40.098	160.0	<u>51.325</u>	159.5	37.139	159.3		2:08.562	
2	40.405	158.8	52.246	159.1	37.268	161.7		2:09.919		8	39.948	159.1	52.061	159.5	37.077	159.8		2:09.086	
3	40.106	152.8	52.115	159.3	37.085	162.4		2:09.306		9	39.840	159.3	51.346	<u>161.7</u>	36.957	163.4		2:08.143	
4	40.319	155.4	52.123	159.1	36.986	156.3		2:09.428		10	39.907	161.9	51.387	<u>161.7</u>	<u>36.782</u>	161.9		<u>2:08.076</u>	
5	40.225	158.1	51.942	158.4	38.005	158.8		2:10.172		11	<u>39.520</u>	<u>164.9</u>	51.685	158.8	37.028	160.2		2:08.233	
6	40.031	159.8	51.753	158.4	36.983	161.7		2:08.767		12									

3 Dennis Norick Stelzer (GER)										KTM RC390									
lap	Sect-1	Speed	Sect-2	Speed	Sect-3	Speed	Speed	laptime	pit	lap	Sect-1	Speed	Sect-2	Speed	Sect-3	Speed	speed	laptime	pit
1	40.556	158.6	52.586	162.2	37.813	165.6		2:10.955		7	38.865	162.7	50.762	164.1	36.972	167.7		2:06.599	
2	40.050	159.3	52.044	162.7	37.736	166.9		2:09.830		8	38.744	166.2	50.447	165.1	36.942	166.7		2:06.133	
3	39.575	164.9	51.480	163.4	37.188	166.4		2:08.243		9	39.180	161.4	50.517	164.9	38.763	168.0		2:08.460	
4	39.343	164.9	51.049	165.1	36.991	<u>168.5</u>		2:07.383		10	<u>38.410</u>	167.7	49.994	164.9	37.008	161.4		2:05.412	
5	38.785	165.6	50.800	163.9	37.144	166.7		2:06.729		11	38.535	<u>168.5</u>	<u>49.968</u>	<u>165.4</u>	<u>36.562</u>	<u>168.5</u>		<u>2:05.065</u>	
6	39.119	163.9	51.034	164.1	37.569	164.9		2:07.722		12									

4 Matthias Meggle (GER)										KTM RC390									
lap	Sect-1	Speed	Sect-2	Speed	Sect-3	Speed	Speed	laptime	pit	lap	Sect-1	Speed	Sect-2	Speed	Sect-3	Speed	speed	laptime	pit
1	39.558	160.0	50.970	164.9	36.324	170.6		2:06.852		7	38.318	166.7	49.776	166.2	35.751	168.0		2:03.845	
2	38.856	166.7	50.604	167.7	36.236	168.0		2:05.696		8	38.305	166.9	50.104	166.7	35.783	168.0		2:04.192	
3	38.651	165.9	49.768	<u>168.5</u>	36.181	168.0		2:04.600		9	39.059	165.9	49.771	165.4	35.834	168.0		2:04.664	
4	38.651	166.4	49.559	167.2	35.616	171.2		2:03.826		10	38.173	166.7	49.624	167.7	35.899	168.8		2:03.696	
5	38.167	166.9	49.665	166.2	<u>35.450</u>	<u>171.4</u>		<u>2:03.282</u>		11	38.140	165.6	<u>49.478</u>	168.0	35.718	170.1		2:03.336	
6	38.381	165.4	49.934	164.9	35.933	170.6		2:04.248		12	<u>38.107</u>	<u>167.4</u>	50.086	165.4	36.087	165.6		2:04.280	

5 Jonas Hähle (GER)										KTM RC390									
lap	Sect-1	Speed	Sect-2	Speed	Sect-3	Speed	Speed	laptime	pit	lap	Sect-1	Speed	Sect-2	Speed	Sect-3	Speed	speed	laptime	pit
1	40.571	161.7	51.728	158.8	37.990	166.7		2:10.289		4	39.005	163.6	<u>50.199</u>	162.2	<u>36.262</u>	168.5		2:05.466	
2	39.006	165.1	51.688	162.7	37.545	169.3		2:08.239		5	<u>38.018</u>	<u>166.7</u>	50.381	<u>164.6</u>	36.307	<u>171.4</u>		<u>2:04.706</u>	
3	39.030	165.4	51.395	163.9	36.562	166.7		2:06.987		6									

6 Lukas Tulovic (GER)										KTM RC390									
lap	Sect-1	Speed	Sect-2	Speed	Sect-3	Speed	Speed	laptime	pit	lap	Sect-1	Speed	Sect-2	Speed	Sect-3	Speed	speed	laptime	pit
1	39.008	160.7	50.236	159.8	36.583	163.9		2:05.827		7	38.156	163.9	49.436	165.1	<u>35.501</u>	169.5		2:03.093	
2	39.761	157.9	50.758	164.9	36.301	168.5		2:06.820		8	37.887	<u>169.3</u>	49.680	165.9	35.855	169.0		2:03.422	
3	38.160	165.4	49.313	166.2	36.119	164.6		2:03.592		9	38.695	165.6	49.717	166.7	35.958	170.6		2:04.370	
4	41.882	165.4	51.388	142.3	37.132	167.7		2:10.402		10	38.103	168.2	49.380	164.1	36.910	164.4		2:04.393	
5	38.071	164.1	49.461	163.4	35.968	166.7		2:03.500		11	<u>37.873</u>	167.7	<u>49.077</u>	<u>169.5</u>	35.860	<u>171.4</u>		<u>2:02.810</u>	
6	38.287	162.4	49.428	162.9	35.751	166.7		2:03.466		12	38.653	167.4	53.098	153.8	38.092	151.3		2:09.843	

7 Tim Georgi (GER)										KTM RC390									
lap	Sect-1	Speed	Sect-2	Speed	Sect-3	Speed	Speed	laptime	pit	lap	Sect-1	Speed	Sect-2	Speed	Sect-3	Speed	speed	laptime	pit
1	39.474	162.7	50.639	163.1	36.384	167.7		2:06.497		7	38.026	165.6	49.640	166.2	35.733	168.5		2:03.399	
2	38.719	163.9	49.860	165.4	36.055	170.1		2:04.634		8	37.979	166.7	<u>49.111</u>	169.5	<u>35.486</u>	<u>176.5</u>		<u>2:02.576</u>	
3	38.226	166.9	49.400	167.7	35.589	174.5		2:03.215		9	37.940	171.7	49.260	166.9	35.981	171.4		2:03.181	

SUPERBIKE-IDM V1 Lausitzring

ADAC Berlin-Brandenburg e.V.

ADAC Junior Cup powered by KTM - Qualifying 2

1 - 4 May 2014

Laps and Sector Times

Lausitzring - 4255 mtr.

4	37.895	171.2	49.592	164.9	35.694	168.0	2:03.181	10	38.088	166.9	49.406	166.9	36.445	170.1	2:03.939
5	38.214	165.1	49.148	164.9	35.709	167.4	2:03.071	11	<u>37.711</u>	170.6	49.229	165.6	35.928	172.8	2:02.868
6	43.880	164.9	49.287	165.4	35.696	168.8	2:08.863	12	38.044	<u>173.4</u>	50.724	<u>171.4</u>	36.103	151.0	2:04.871

8 Maximilian Sohnius (GER)									KTM RC390										
lap	Sect-1	Speed	Sect-2	Speed	Sect-3	Speed	Speed	laptime	pit	lap	Sect-1	Speed	Sect-2	Speed	Sect-3	Speed	speed	laptime	pit
1	Out	155.6	52.694	158.1	37.538	163.1		2:07.558		8	38.984	162.9	49.506	163.9	36.046	163.6		2:04.536	
2	39.628	160.2	50.871	159.3	36.834	168.5		2:07.333		9	38.370	163.4	50.583	163.9	35.676	169.5		2:04.629	
3	39.055	162.7	50.668	160.7	36.336	164.6		2:06.059		10	39.238	164.4	50.529	161.7	35.847	166.7		2:05.614	
4	38.795	161.7	49.870	161.2	36.089	164.6		2:04.754		11	38.495	164.4	49.472	164.4	35.979	<u>172.0</u>		2:03.946	
5	38.655	161.7	50.995	165.6	36.061	166.7		2:05.711		12	<u>38.155</u>	<u>166.4</u>	<u>48.944</u>	<u>166.9</u>	35.615	168.2		<u>2:02.714</u>	
6	38.160	161.9	49.241	163.9	<u>35.498</u>	168.2		2:02.899		13	39.041	165.9	49.718	163.1	35.893	164.9		2:04.652	
7	38.550	161.9	49.385	165.4	35.790	164.1		2:03.725		14									

9 Milan Wiedemann (GER)									KTM RC390										
lap	Sect-1	Speed	Sect-2	Speed	Sect-3	Speed	Speed	laptime	pit	lap	Sect-1	Speed	Sect-2	Speed	Sect-3	Speed	speed	laptime	pit
1	Out	146.5	59.489	150.4	40.216	159.8		2:23.358		7	39.965	159.8	53.644	157.9	37.825	162.4		2:11.434	
2	42.042	152.1	53.083	154.9	38.802	161.7		2:13.927		8	40.595	159.1	51.582	<u>159.5</u>	37.979	162.2		2:10.156	
3	41.593	158.1	52.652	156.7	38.249	161.2		2:12.494		9	50.023	133.3	52.706	157.4	37.993	160.5		2:20.722	
4	40.835	158.8	51.826	157.9	37.905	161.4		2:10.566		10	40.493	159.3	52.229	158.8	47.557	160.5		2:20.279	
5	40.601	160.2	51.726	158.4	37.721	161.4		2:10.048		11	40.552	161.0	51.643	159.3	38.211	161.0		2:10.406	
6	<u>39.912</u>	<u>161.7</u>	<u>51.126</u>	158.6	<u>37.516</u>	<u>162.9</u>		<u>2:08.554</u>		12									

11 Pedro John (GER)									KTM RC390										
lap	Sect-1	Speed	Sect-2	Speed	Sect-3	Speed	Speed	laptime	pit	lap	Sect-1	Speed	Sect-2	Speed	Sect-3	Speed	speed	laptime	pit
1	41.276	160.2	52.330	161.7	37.413	167.2		2:11.019		7	38.508	163.4	49.942	162.7	36.131	165.6		2:04.581	
2	39.709	162.2	51.013	164.4	36.832	<u>171.4</u>		2:07.554		8	38.789	159.3	50.186	162.9	36.791	165.1		2:05.766	
3	39.573	162.4	51.055	164.9	36.545	170.3		2:07.173		9	<u>38.432</u>	163.6	50.040	163.1	<u>36.042</u>	166.2		<u>2:04.514</u>	
4	39.176	<u>165.1</u>	50.572	163.4	36.213	167.4		2:05.961		10	38.470	163.4	<u>49.877</u>	<u>167.7</u>	36.376	166.4		2:04.723	
5	38.740	163.1	50.272	163.6	36.264	167.4		2:05.276		11	39.497	163.1	50.696	155.8	36.947	167.7		2:07.140	
6	38.834	163.1	50.203	162.2	36.338	164.4		2:05.375		12									

12 Leon Langstädtler (GER)									KTM RC390										
lap	Sect-1	Speed	Sect-2	Speed	Sect-3	Speed	Speed	laptime	pit	lap	Sect-1	Speed	Sect-2	Speed	Sect-3	Speed	speed	laptime	pit
1	41.031	160.0	51.600	162.2	37.476	166.9		2:10.107		7	38.683	162.4	50.135	164.4	36.499	167.2		2:05.317	
2	39.380	160.0	50.717	160.7	37.228	163.9		2:07.325		8	38.974	<u>165.9</u>	50.249	<u>165.6</u>	36.954	163.6		2:06.177	
3	39.368	160.5	50.694	162.4	37.007	169.0		2:07.069		9	39.283	165.6	50.601	157.2	37.185	164.4		2:07.069	
4	38.690	163.1	49.927	165.1	37.664	167.2		2:06.281		10	38.698	161.7	50.389	161.9	36.773	163.1		2:05.860	
5	<u>38.546</u>	163.4	<u>49.781</u>	165.4	36.536	<u>169.8</u>		<u>2:04.863</u>		11	38.627	162.9	49.903	162.2	<u>36.401</u>	164.4		2:04.931	
6	39.347	161.4	51.303	162.4	37.111	164.9		2:07.761		12									

14 Jendrik Sättele (GER)									KTM RC390										
lap	Sect-1	Speed	Sect-2	Speed	Sect-3	Speed	Speed	laptime	pit	lap	Sect-1	Speed	Sect-2	Speed	Sect-3	Speed	speed	laptime	pit
1	Out	149.2	1:01.362	153.2	42.106	159.3		2:27.680		7	Out	155.4	54.240	158.8	<u>38.727</u>	161.0		3:49.052	
2	42.709	156.3	55.837	157.4	40.501	<u>161.9</u>		2:19.047		8	41.120	161.2	<u>53.124</u>	159.8	38.878	161.7		2:13.122	
3	41.239	159.3	54.194	<u>161.0</u>	39.056	158.8		2:14.489		9	40.814	<u>161.4</u>	53.235	158.8	38.843	161.7		<u>2:12.892</u>	
4	40.940	159.8	53.507	158.8	38.979	161.4		2:13.426		10	41.304	157.7	53.656	159.1	38.848	161.4		2:13.808	
5	41.310	160.0	54.529	158.4	39.274	161.7		2:15.113		11	40.861	160.7	53.574	157.7	39.032	161.2		2:13.467	
6	<u>40.737</u>	160.2	54.063	157.7	In			2:20.240	P	12									

16 Yannik Tuisel (GER)									KTM RC390										
lap	Sect-1	Speed	Sect-2	Speed	Sect-3	Speed	Speed	laptime	pit	lap	Sect-1	Speed	Sect-2	Speed	Sect-3	Speed	speed	laptime	pit
1	Out	152.5	1:02.320	152.3	42.159	162.4		2:29.231		6	42.353	158.4	55.374	156.3	40.105	160.2		2:17.832	
2	43.843	157.0	57.061	156.1	40.930	162.4		2:21.834		7	42.661	158.4	55.153	157.7	39.793	161.0		2:17.607	
3	42.743	158.8	56.194	155.2	40.259	161.2		2:19.196		8	<u>42.222</u>	160.0	<u>54.820</u>	<u>158.1</u>	<u>39.519</u>	162.9		<u>2:16.561</u>	
4	42.514	158.4	55.319	155.4	40.175	161.2		2:18.008		9	42.601	<u>165.1</u>	55.109	157.0	40.271	<u>164.1</u>		2:17.981	
5	42.339	158.1	55.330	154.7	39.906	161.4		2:17.575		10	42.355	162.4	55.629	155.6	In			2:27.219	P

SUPERBIKE-IDM V1 Lausitzring

ADAC Berlin-Brandenburg e.V.

ADAC Junior Cup powered by KTM - Qualifying 2

1 - 4 May 2014

Laps and Sector Times

Lausitzring - 4255 mtr.

17 Marc Zellhöfer (GER)										KTM RC390									
lap	Sect-1	Speed	Sect-2	Speed	Sect-3	Speed	Speed	laptime	pit	lap	Sect-1	Speed	Sect-2	Speed	Sect-3	Speed	speed	laptime	pit
1	38.514	161.7	50.173	163.1	36.540	166.2		2:05.227		7	38.147	162.2	49.872	162.7	35.635	163.6		2:03.654	
2	38.285	162.9	49.806	161.9	36.243	162.4		2:04.334		8	38.022	164.1	49.152	165.9	36.143	163.9		2:03.317	
3	38.174	161.9	49.312	162.4	37.152	165.4		2:04.638		9	38.114	163.1	49.246	165.1	35.492	167.2		2:02.852	
4	38.509	161.9	49.429	162.4	35.868	163.4		2:03.806		10	37.794	165.1	52.802	108.7	41.829	167.2		2:12.425	
5	38.134	161.7	49.275	162.7	35.851	163.1		2:03.260		11	37.824	165.4	49.157	166.2	35.436	170.1		2:02.417	
6	38.532	161.9	49.227	162.7	35.818	162.9		2:03.577		12	38.701	167.2	49.015	165.6	35.592	170.6		2:03.308	

18 Tom Günther (GER)										KTM RC390									
lap	Sect-1	Speed	Sect-2	Speed	Sect-3	Speed	Speed	laptime	pit	lap	Sect-1	Speed	Sect-2	Speed	Sect-3	Speed	speed	laptime	pit
1	Out	156.1	1:00.869	155.8	42.748	163.1		2:29.677		7	40.317	161.7	52.301	159.5	38.129	161.4		2:10.747	
2	43.551	161.7	56.678	158.6	41.013	165.1		2:21.242		8	40.259	161.2	51.983	160.0	37.952	161.4		2:10.194	
3	42.682	163.9	53.914	157.2	38.837	163.4		2:15.433		9	39.916	161.7	51.744	160.0	38.013	161.7		2:09.673	
4	41.017	158.4	53.032	157.9	39.133	164.9		2:13.182		10	40.336	160.5	51.636	160.0	37.824	162.9		2:09.796	
5	41.787	163.4	54.072	158.1	38.838	164.9		2:14.697		11	40.022	161.4	51.587	160.2	37.592	162.9		2:09.201	
6	41.260	161.2	52.787	158.8	38.130	161.4		2:12.177		12	39.592	162.7	51.879	160.2	37.450	161.9		2:08.921	

20 Hagen Wiedemann (GER)										KTM RC390									
lap	Sect-1	Speed	Sect-2	Speed	Sect-3	Speed	Speed	laptime	pit	lap	Sect-1	Speed	Sect-2	Speed	Sect-3	Speed	speed	laptime	pit
1	41.631	156.7	51.693	160.7	37.992	161.9		2:11.316		6	39.776	157.9	50.900	158.8	37.341	157.7		2:08.017	
2	40.172	157.2	51.191	161.4	37.692	164.9		2:09.055		7	39.570	157.9	54.130	120.3	41.657	159.1		2:15.357	
3	40.120	158.8	50.964	162.7	37.374	161.4		2:08.458		8	39.459	159.5	50.340	161.0	36.824	161.7		2:06.623	
4	39.576	157.9	51.212	159.3	In			2:19.726	P	9	39.127	161.2	50.181	159.5	37.164	158.4		2:06.472	
5	Out	156.7	50.903	157.9	37.481	159.8		3:42.856		10	39.149	159.8	50.989	157.4	37.301	159.1		2:07.439	

23 Kenny Leibold (GER)										KTM RC390									
lap	Sect-1	Speed	Sect-2	Speed	Sect-3	Speed	Speed	laptime	pit	lap	Sect-1	Speed	Sect-2	Speed	Sect-3	Speed	speed	laptime	pit
1	38.975	158.4	50.284	159.3	36.776	162.4		2:06.035		7	38.514	162.2	50.813	160.0	36.918	160.7		2:06.245	
2	38.616	160.0	53.080	162.2	36.639	163.6		2:08.335		8	38.554	161.4	50.065	160.2	36.145	161.9		2:04.764	
3	38.542	160.7	49.862	162.2	In			2:11.270	P	9	38.556	161.4	51.960	133.3	37.259	160.7		2:07.775	
4	Out	158.4	51.082	158.6	37.155	160.0		3:45.208		10	38.608	160.2	50.177	159.8	40.485	165.4		2:09.270	
5	39.270	159.8	51.896	159.1	36.831	160.5		2:07.997		11	38.819	165.4	49.847	162.9	35.941	163.6		2:04.607	
6	38.911	160.0	50.200	159.8	36.625	161.0		2:05.736		12									

24 Yannick Kruse (GER)										KTM RC390									
lap	Sect-1	Speed	Sect-2	Speed	Sect-3	Speed	Speed	laptime	pit	lap	Sect-1	Speed	Sect-2	Speed	Sect-3	Speed	speed	laptime	pit
1	Out	155.4	1:01.040	156.1	42.148	162.4		2:27.822		7	40.847	161.7	55.588	159.5	38.625	162.9		2:15.060	
2	43.923	156.1	56.753	162.2	39.027	165.1		2:19.703		8	41.506	161.4	53.404	161.4	38.564	162.9		2:13.474	
3	41.781	158.1	54.483	157.2	39.573	162.7		2:15.837		9	40.809	162.2	54.268	161.0	37.812	162.9		2:12.889	
4	41.647	160.7	53.840	153.0	39.844	162.9		2:15.331		10	41.233	161.7	53.422	159.1	38.513	163.1		2:13.168	
5	41.714	161.4	53.968	159.5	38.758	162.9		2:14.440		11	41.449	161.7	53.358	161.9	38.924	162.2		2:13.731	
6	41.437	161.2	53.484	159.1	38.303	164.6		2:13.224		12	43.395	161.0	55.265	159.8	38.947	163.4		2:17.607	

25 Jessica Langstädtler (GER)										KTM RC390									
lap	Sect-1	Speed	Sect-2	Speed	Sect-3	Speed	Speed	laptime	pit	lap	Sect-1	Speed	Sect-2	Speed	Sect-3	Speed	speed	laptime	pit
1	Out	154.5	1:00.684	155.8	43.609	159.8		2:28.811		7	42.717	162.2	54.154	159.1	40.546	163.1		2:17.417	
2	43.892	159.8	56.480	146.3	41.705	164.6		2:22.077		8	42.348	162.7	54.150	159.5	40.124	164.4		2:16.622	
3	42.922	161.9	55.815	158.4	41.099	165.4		2:19.836		9	42.399	160.5	54.292	161.9	41.719	163.9		2:18.410	
4	42.392	161.9	54.510	159.3	40.414	164.4		2:17.316		10	42.266	163.1	53.946	159.8	39.613	163.9		2:15.825	
5	43.053	161.4	54.858	157.4	41.230	163.4		2:19.141		11	41.984	167.2	54.006	155.6	39.579	164.6		2:15.569	
6	42.577	160.0	55.635	158.6	41.201	160.0		2:19.413		12									

SUPERBIKE-IDM V1 Lausitzring

ADAC Berlin-Brandenburg e.V.

ADAC Junior Cup powered by KTM - Qualifying 2

1 - 4 May 2014

Laps and Sector Times

Lausitzring - 4255 mtr.

26 Toni Thurmayer (GER)										KTM RC390										
lap	Sect-1	Speed	Sect-2	Speed	Sect-3	Speed	Speed	laptime	pit	lap	Sect-1	Speed	Sect-2	Speed	Sect-3	Speed	speed	laptime	pit	
1	40.249	161.0	50.962	<u>165.6</u>	37.725	167.2		2:08.936		6	38.976	161.7	1:22.074	139.5	In				2:52.419	P
2	39.346	162.2	50.828	160.7	37.694	162.7		2:07.868		7	Out	156.3	52.549	163.6	36.362	<u>168.5</u>			3:03.733	
3	39.497	160.7	50.772	160.7	37.019	163.9		2:07.288		8	38.635	<u>168.2</u>	51.045	164.1	36.194	166.4			2:05.874	
4	39.640	165.1	50.329	163.4	36.779	165.6		2:06.748		9	<u>38.501</u>	164.6	<u>49.808</u>	163.9	<u>36.070</u>	166.9			<u>2:04.379</u>	
5	38.691	164.6	50.297	162.7	36.452	168.0		2:05.440		10	38.540	163.9	49.904	162.9	36.337	164.9			2:04.781	

50 Rokas Liaudanskas (LTU)										KTM RC390										
lap	Sect-1	Speed	Sect-2	Speed	Sect-3	Speed	Speed	laptime	pit	lap	Sect-1	Speed	Sect-2	Speed	Sect-3	Speed	speed	laptime	pit	
1	44.594	155.2	57.046	155.4	40.687	160.7		2:22.327		6	42.547	154.7	55.030	155.6	39.364	160.5			2:16.941	
2	43.141	157.7	54.779	157.9	40.689	162.7		2:18.609		7	<u>41.785</u>	154.9	1:03.021	155.6	39.592	157.4			2:24.398	
3	42.981	157.7	53.874	157.9	40.473	161.0		2:17.328		8	42.025	155.2	54.271	156.5	38.473	157.9			2:14.769	
4	43.082	158.6	58.570	103.4	39.819	161.2		2:21.471		9	41.787	159.1	<u>52.783</u>	<u>158.1</u>	<u>38.176</u>	160.5			<u>2:12.746</u>	
5	42.031	<u>160.7</u>	1:01.943	151.5	40.054	158.4		2:24.028		10										

51 Jirka Mrkvyka (CZE)										KTM RC390										
lap	Sect-1	Speed	Sect-2	Speed	Sect-3	Speed	Speed	laptime	pit	lap	Sect-1	Speed	Sect-2	Speed	Sect-3	Speed	speed	laptime	pit	
1	45.537	144.8	54.577	158.8	38.428	162.7		2:18.542		7	38.907	161.4	50.906	160.7	36.776	163.4			2:06.589	
2	39.926	161.0	52.443	159.3	37.472	162.9		2:09.841		8	38.550	161.7	50.386	162.7	36.351	<u>168.2</u>			2:05.287	
3	39.041	161.0	51.306	160.5	36.999	163.4		2:07.346		9	38.802	162.4	50.679	162.7	36.705	160.5			2:06.186	
4	39.054	161.0	50.980	<u>163.1</u>	36.914	162.9		2:06.948		10	38.481	<u>162.9</u>	50.437	161.0	<u>36.213</u>	163.1			<u>2:05.131</u>	
5	38.920	158.8	51.073	161.2	36.716	163.1		2:06.709		11	<u>38.343</u>	162.2	<u>50.313</u>	162.4	36.530	162.7			2:05.186	
6	38.634	161.0	50.931	160.7	36.633	162.9		2:06.198		12										

52 Petr Voslajer (CZE)										KTM RC390										
lap	Sect-1	Speed	Sect-2	Speed	Sect-3	Speed	Speed	laptime	pit	lap	Sect-1	Speed	Sect-2	Speed	Sect-3	Speed	speed	laptime	pit	
1	Out	156.1	56.780	153.4	40.070	163.6		2:18.125		7	38.776	159.3	50.340	163.1	36.825	161.9			2:05.941	
2	40.592	157.2	51.341	158.4	37.693	162.4		2:09.626		8	38.940	157.0	50.583	159.8	36.560	162.4			2:06.083	
3	39.887	157.7	51.030	162.2	36.890	<u>165.9</u>		2:07.807		9	<u>38.645</u>	159.8	50.575	159.8	<u>36.512</u>	161.0			2:05.732	
4	39.243	159.5	50.792	160.2	36.798	163.6		2:06.833		10	38.761	159.3	50.382	159.5	36.706	162.7			2:05.849	
5	38.800	159.1	<u>49.966</u>	<u>165.1</u>	36.945	165.6		2:05.711		11	38.806	<u>160.0</u>	51.482	153.2	In				2:19.180	P
6	38.789	159.3	50.248	160.5	36.548	164.1		<u>2:05.585</u>		12	Out	156.7	52.316	156.7	38.586	159.3			2:58.166	

53 Michaël Verbrugghe (BEL)										KTM RC390										
lap	Sect-1	Speed	Sect-2	Speed	Sect-3	Speed	Speed	laptime	pit	lap	Sect-1	Speed	Sect-2	Speed	Sect-3	Speed	speed	laptime	pit	
1	40.764	<u>164.1</u>	50.911	162.9	37.791	<u>171.4</u>		2:09.466		7	38.725	161.9	49.635	162.2	36.314	164.4			2:04.674	
2	40.252	<u>164.1</u>	51.299	161.2	37.180	164.1		2:08.731		8	<u>38.420</u>	162.4	49.729	163.4	36.877	165.1			2:05.026	
3	39.422	161.7	50.211	163.1	36.646	169.0		2:06.279		9	38.626	163.6	49.708	<u>163.9</u>	<u>36.280</u>	164.9			2:04.614	
4	39.243	161.4	50.214	161.0	36.395	163.1		2:05.852		10	38.563	163.4	<u>49.446</u>	161.7	36.517	170.3			<u>2:04.526</u>	
5	39.073	161.9	50.310	161.0	36.683	162.9		2:06.066		11	39.656	<u>164.1</u>	50.471	<u>163.9</u>	36.491	163.1			2:06.618	
6	40.448	160.7	51.554	145.6	36.626	164.4		2:08.628		12										

54 Joel Kugler (SUI)										KTM RC390										
lap	Sect-1	Speed	Sect-2	Speed	Sect-3	Speed	Speed	laptime	pit	lap	Sect-1	Speed	Sect-2	Speed	Sect-3	Speed	speed	laptime	pit	
1	Out	158.1	1:00.952	155.8	42.977	163.9		2:28.846		7	41.733	157.7	54.241	156.1	40.270	157.9			2:16.244	
2	44.314	155.6	55.912	156.1	40.695	163.6		2:20.921		8	42.022	157.4	53.690	<u>158.6</u>	<u>38.882</u>	158.6			2:14.594	
3	43.335	157.7	54.704	157.2	39.548	161.2		2:17.587		9	<u>41.725</u>	158.1	<u>53.303</u>	158.4	39.227	158.8			<u>2:14.255</u>	
4	41.879	157.4	53.683	156.7	39.104	160.2		2:14.666		10	42.164	<u>159.8</u>	53.324	155.2	39.697	<u>167.4</u>			2:15.185	
5	42.109	158.4	53.705	156.3	39.096	160.2		2:14.910		11	42.332	157.4	53.612	157.7	39.415	158.8			2:15.359	
6	42.067	157.2	53.430	157.0	39.442	154.5		2:14.939		12										

SUPERBIKE-IDM V1 Lausitzring

ADAC Berlin-Brandenburg e.V.

ADAC Junior Cup powered by KTM - Qualifying 2 Sector analyse

1 - 4 May 2014
Lausitzring - 4255 mtr.

Pos	Nbr	Name / Team name	Sector 1			Sector 2			Sector 3			Theoretical best	Actual best	In
			time	Lap	pos	time	Lap	pos	time	Lap	pos			
1	17	Marc Zellhöfer (GER)	37.794	10	2	49.015	12	2	35.436	11	1	2:02.245	2:02.417	11
2	7	Tim Georgi (GER)	37.711	11	1	49.111	8	4	35.486	8	3	2:02.308	2:02.576	8
3	8	Maximilian Sohnius (GER)	38.155	12	6	48.944	12	1	35.498	6	4	2:02.597	2:02.714	12
4	6	Lukas Tulovic (GER)	37.873	11	3	49.077	11	3	35.501	7	5	2:02.451	2:02.810	11
5	4	Matthias Meggle (GER)	38.107	12	5	49.478	11	6	35.450	5	2	2:03.035	2:03.282	5
6	26	Toni Thurmayer (GER)	38.501	9	11	49.808	9	8	36.070	9	8	2:04.379	2:04.379	9
7	11	Pedro John (GER)	38.432	9	10	49.877	10	10	36.042	9	7	2:04.351	2:04.514	9
8	53	Michaël Verbrugge (BEL)	38.420	8	9	49.446	10	5	36.280	9	11	2:04.146	2:04.526	10
9	23	Kenny Leibold (GER)	38.514	7	12	49.847	11	9	35.941	11	6	2:04.302	2:04.607	11
10	5	Jonas Hähle (GER)	38.018	5	4	50.199	4	14	36.262	4	10	2:04.479	2:04.706	5
11	12	Leon Langstädtler (GER)	38.546	5	13	49.781	5	7	36.401	11	12	2:04.728	2:04.863	5
12	3	Dennis Norick Stelzer (GER)	38.410	10	8	49.968	11	12	36.562	11	14	2:04.940	2:05.065	11
13	51	Jirka Mrkývka (CZE)	38.343	11	7	50.313	11	15	36.213	10	9	2:04.869	2:05.131	10
14	52	Petr Voslajer (CZE)	38.645	9	14	49.966	5	11	36.512	9	13	2:05.123	2:05.585	6
15	20	Hagen Wiedemann (GER)	39.127	9	15	50.181	9	13	36.824	8	17	2:06.132	2:06.472	9
16	1	Dominic Kaßner (GER)	39.570	10	17	51.376	10	18	36.670	4	15	2:07.616	2:07.779	10
17	2	Tim Aydin (GER)	39.520	11	16	51.325	7	17	36.782	10	16	2:07.627	2:08.076	10
18	9	Milan Wiedemann (GER)	39.912	6	19	51.126	6	16	37.516	6	19	2:08.554	2:08.554	6
19	18	Tom Günther (GER)	39.592	12	18	51.587	11	19	37.450	12	18	2:08.629	2:08.921	12
20	50	Rokas Liaudanskas (LTU)	41.785	7	23	52.783	9	20	38.176	9	21	2:12.744	2:12.746	9
21	24	Yannick Kruse (GER)	40.809	9	21	53.358	11	23	37.812	9	20	2:11.979	2:12.889	9
22	14	Jendrik Sättele (GER)	40.737	6	20	53.124	8	21	38.727	7	22	2:12.588	2:12.892	9
23	54	Joel Kugler (SUI)	41.725	9	22	53.303	9	22	38.882	8	23	2:13.910	2:14.255	9
24	25	Jessica Langstädtler (GER)	41.984	11	24	53.946	10	24	39.579	11	25	2:15.509	2:15.569	11
25	16	Yannik Tuisel (GER)	42.222	8	25	54.820	8	25	39.519	8	24	2:16.561	2:16.561	8

SUPERBIKE-IDM V1 Lausitzring

ADAC Berlin-Brandenburg e.V.

Heat Statistics

Heat name : ADAC Junior Cup powered by KTM - Qualifying 2
Heat Date : 03 May 2014
Circuit name : Lausitzring - 4255 mtr.

Participants Started : 25 **Participants Classified** : 25
Participants Finished : 21 **Participants Not Classified** : 0
Participants Not Finished : 4

Green flag at : 03/05/2014 - 14:18:00 **Heat recording start time** : 03/05/2014 - 14:18:00
Finish flag waved at : 03/05/2014 - 14:43:02 **Heat recording end time** : 03/05/2014 - 14:45:44
Total time under Green : 25:01 **Total of All Laps in Heat** : 273

Number of cautions : 0 **Total time under Yellow** : 00:00:00
Number of code-60's : 0 **Total time under Code-60** : 00:00:00

Best Lap time history during the Heat

#	Nbr	lap time	in lap	Name	Car	time of day
1	6	2:05.827	1	Lukas Tulovic	KTM RC390	14:22:13
2	17	2:05.227	1	Marc Zellhöfer	KTM RC390	14:22:15
3	17	2:04.334	2	Marc Zellhöfer	KTM RC390	14:24:20
4	6	2:03.592	3	Lukas Tulovic	KTM RC390	14:26:24
5	7	2:03.215	3	Tim Georgi	KTM RC390	14:26:28
6	7	2:03.181	4	Tim Georgi	KTM RC390	14:28:31
7	7	2:03.071	5	Tim Georgi	KTM RC390	14:30:34
8	8	2:02.899	6	Maximilian Sohnius	KTM RC390	14:30:35
9	7	2:02.576	8	Tim Georgi	KTM RC390	14:36:49
10	17	2:02.417	11	Marc Zellhöfer	KTM RC390	14:43:00

SUPERBIKE-IDM V1 Lausitzring
ADAC Berlin-Brandenburg e.V.

1 - 4 May 2014
Lausitzring - 4255 mtr.

Startgrid - ADAC Junior Cup powered by KTM - Rennen
Start Time : 10:00 - Heat Duration: 13 Laps

Pos Nbr	Name	time	Pos Nbr	Name	time	Pos Nbr	Name	time
Row 9	25 16 Yannik Tuisel	2:16.561						
Row 8	22 14 Jendrik Sättele	2:12.892	23 54 Joel Kugler	2:13.975	24 25 Jessica Langstädtler	2:15.569		
Row 7	19 18 Tom Günther	2:08.921	20 50 Rokas Liaudanskas	2:12.746	21 24 Yannick Kruse	2:12.889		
Row 6	16 1 Dominic Kaßner	2:07.779	17 2 Tim Aydin	2:08.076	18 9 Milan Wiedemann	2:08.554		
Row 5	13 51 Jirka Mrkývka	2:05.131	14 52 Petr Voslajer	2:05.585	15 20 Hagen Wiedemann	2:06.121		
Row 4	10 5 Jonas Hähle	2:04.706	11 12 Leon Langstädtler	2:04.863	12 3 Dennis Norick Stelzer	2:05.065		
Row 3	7 11 Pedro John	2:04.514	8 53 Michaël Verbrugge	2:04.526	9 23 Kenny Leibold	2:04.607		
Row 2	4 6 Lukas Tulovic	2:02.810	5 4 Matthias Meggle	2:03.282	6 26 Toni Thurmayer	2:04.379		
Row 1	1 17 Marc Zellhöfer	2:02.417	2 7 Tim Georgi	2:02.576	3 8 Maximilian Sohnus	2:02.714		

----- **Pole Right** ----- **STARTLINE** -----

Results and Laptimes : www.raceresults.at			Timekeeping by : SDO SportTiming	Publication-time
Clerk of the Course	Steward	Timekeeper		DMSB
Olaf Noack	Rüdiger Merdes	Bernd Jung		
Page 1 of 1				



SUPERBIKE-IDM V1 Lausitzring

ADAC Berlin-Brandenburg e.V.

ADAC Junior Cup powered by KTM - Rennen

1 - 4 May 2014

Lausitzring - 4255 mtr.


Pos	Nbr	Name / Entrant	Motorcycle / City	Gap	Total time	Fastest	In	Avg. Speed
1	6	Lukas Tulovic (GER) ADAC Nordbaden e.V./Leviator RT Germany	KTM RC390 Eberbach	-- 13 laps --	26:52.242	2:02.121	7	123.51
2	17	Marc Zellhöfer (GER) ADAC Nordbayern e.V.	KTM RC390 Fürth	0.212	26:52.454	2:02.450	10	123.49
3	4	Matthias Meggle (GER) ADAC Team Südbayern e.V.	KTM RC390 Reicholzried	3.691	26:55.933	2:02.611	7	123.23
4	7	Tim Georgi (GER) ADAC Berlin Brandenburg e.V./Team Bergau	KTM RC390 Berlin	4.466	26:56.708	2:01.833	9	123.17
5	8	Maximilian Sohnus (GER) ADAC Team Südbayern e.V.	KTM RC390 Hausham	4.733	26:56.975	2:02.423	9	123.15
6	11	Pedro John (GER) ADAC Württemberg e.V.	KTM RC390 Ulm	5.116	26:57.358	2:02.721	11	123.12
7	53	Michaël Verbrugge (BEL) Team Motorsportschool Zolder	KTM RC390 Kessel	6.914	26:59.156	2:02.084	9	122.98
8	26	Toni Thurmayer (GER) ADAC Nordbayern e.V.	KTM RC390 Stockstadt	13.724	27:05.966	2:03.285	5	122.47
9	51	Jirka Mrkývka (CZE)	KTM RC390 Brno	13.963	27:06.205	2:03.596	5	122.45
10	12	Leon Langstädtler (GER) ADAC Hessen Thüringen e.V.	KTM RC390 Idstein	21.881	27:14.123	2:04.413	5	121.85
11	52	Petr Voslajer (CZE) AMK Czech Budejovice	KTM RC390 Ratboř	22.636	27:14.878	2:03.775	5	121.80
12	23	Kenny Leibold (GER) ADAC Württemberg e.V.	KTM RC390 Schlierbach	22.671	27:14.913	2:03.927	4	121.80
13	5	Jonas Hähle (GER) ADAC Racing Team AMC Sachsenring e.V.	KTM RC390 Lugau	32.326	27:24.568	2:04.121	9	121.08
14	3	Dennis Norick Stelzer (GER) ADAC Sachsen e.V./Beinlich Racing Team	KTM RC390 Dohma	32.977	27:25.219	2:04.664	11	121.03
15	20	Hagen Wiedemann (GER) ADAC Westfalen e.V. Bereich Sport	KTM RC390 Everswinkel	34.476	27:26.718	2:03.864	6	120.92
16	18	Tom Günther (GER) ADAC Racing Team AMC Sachsenring e.V.	KTM RC390 Gersdorf	1:28.570	28:20.812	2:09.095	8	117.08
17	54	Joel Kugler (SUI)	KTM RC390 Rebstein	-- 12 laps --	27:00.932	2:12.766	4	113.40
18	50	Rokas Liaudanskas (LTU)	KTM RC390 Baragine	0.031	27:00.963	2:10.993	3	113.39
19	14	Jendrik Sättele (GER) ADAC Württemberg e.V.	KTM RC390 Balingen	15.593	27:16.525	2:12.568	2	112.32
20	16	Yannik Tuisel (GER) ADAC e.V. Bereich Jugend und Sport	KTM RC390 Gladenbach	38.455	27:39.387	2:13.626	11	110.77
21	25	Jessica Langstädtler (GER) ADAC Hessen Thüringen e.V.	KTM RC390 Idstein	38.627	27:39.559	2:13.356	11	110.76
22	1	Dominic Kaßner (GER) ADAC Racing Team AMC Sachsenring e.V.	KTM RC390 Kemttau	-- 10 laps --	27:37.615	2:07.695	4	92.40
NOT CLASSIFIED		Classification Limit (75% of 13 laps) = 9 laps						
DNF	24	Yannick Kruse (GER) ADAC Ostwestfalen-Lippe e.V.	KTM RC390 Löhne	6 laps	13:15.341	2:09.940	4	115.55
DNF	2	Tim Aydin (GER) ADAC Hessen Thüringen e.V.	KTM RC390 Aschaffenburg	4 laps	8:41.688	2:07.169	4	117.44
DNF	9	Milan Wiedemann (GER) ADAC Westfalen e.V. Bereich Sport	KTM RC390 Everswinkel	1 laps	2:16.405	2:12.729	1	112.29

Fastest time : 2:01.833 in lap 9 by nbr. 7 : Tim Georgi (KTM RC390)

Results and Laptimes : www.raceresults.at

Timekeeping by : SDO SportTiming

Publication-time

Clerk of the Course	Steward	Timekeeper	
Olaf Noack	Rüdiger Merdes	Bernd Jung	

Page 1 of 1

SUPERBIKE-IDM V1 Lausitzring

ADAC Berlin-Brandenburg e.V.

ADAC Junior Cup powered by KTM - Rennen

1 - 4 May 2014

Lausitzring - 4255 mtr.

Laptimes

Nbr	Name	Laps	lap	Lap ..1	Lap ..2	Lap ..3	Lap ..4	Lap ..5	Lap ..6	Lap ..7	Lap ..8	Lap ..9	Lap ..0
6	Lukas Tulovic	13	1 - 10	2:10.736	2:05.429	2:04.556	2:02.623	2:04.989	2:03.593	2:02.121	2:04.458	2:02.344	2:02.650
			11 - 20	2:02.587	2:02.439	2:02.558							
17	Marc Zellhöfer	13	1 - 10	2:13.217	2:04.850	2:03.608	2:02.481	2:02.816	2:03.883	2:03.154	2:03.895	2:02.857	2:02.450
			11 - 20	2:02.768	2:02.795	2:03.680							
4	Matthias Meggle	13	1 - 10	2:10.932	2:05.454	2:04.345	2:03.053	2:02.735	2:03.216	2:02.611	2:04.181	2:03.098	2:03.325
			11 - 20	2:03.762	2:03.542	2:04.004							
7	Tim Georgi	13	1 - 10	2:11.241	2:04.682	2:03.753	2:03.313	2:03.194	2:04.099	2:03.019	2:07.610	2:01.833	2:03.575
			11 - 20	2:02.720	2:03.642	2:03.363							
8	Maximilian Sohnius	13	1 - 10	2:11.560	2:05.300	2:04.450	2:05.652	2:03.024	2:03.539	2:03.392	2:03.031	2:02.423	2:03.972
			11 - 20	2:02.896	2:03.490	2:03.274							
11	Pedro John	13	1 - 10	2:10.574	2:05.029	2:03.948	2:03.960	2:03.407	2:03.366	2:03.762	2:03.249	2:03.578	2:04.712
			11 - 20	2:02.721	2:03.617	2:03.433							
53	Michaël Verbrugghe	13	1 - 10	2:11.538	2:06.044	2:04.477	2:04.115	2:03.089	2:04.134	2:02.798	2:03.692	2:02.084	2:03.805
			11 - 20	2:02.837	2:04.026	2:04.534							
26	Toni Thurmayer	13	1 - 10	2:11.533	2:05.871	2:03.964	2:04.162	2:03.285	2:04.378	2:04.111	2:03.734	2:03.611	2:04.496
			11 - 20	2:05.215	2:05.139	2:04.641							
51	Jirka Mrkývka	13	1 - 10	2:10.757	2:04.725	2:03.964	2:03.912	2:03.596	2:04.529	2:03.637	2:04.386	2:03.640	2:04.672
			11 - 20	2:04.869	2:05.483	2:05.009							
12	Leon Langstädtler	13	1 - 10	2:11.397	2:05.936	2:04.934	2:05.089	2:04.413	2:04.478	2:04.576	2:05.372	2:05.392	2:05.084
			11 - 20	2:05.238	2:04.642	2:04.825							
52	Petr Voslajer	13	1 - 10	2:10.848	2:05.596	2:05.080	2:04.373	2:03.775	2:04.406	2:05.765	2:05.453	2:04.794	2:05.475
			11 - 20	2:04.954	2:05.785	2:04.737							
23	Kenny Leibold	13	1 - 10	2:11.536	2:06.196	2:05.023	2:03.927	2:04.843	2:04.422	2:05.182	2:05.508	2:05.139	2:05.652
			11 - 20	2:05.216	2:05.091	2:04.777							
5	Jonas Hähle	13	1 - 10	2:18.973	2:06.311	2:06.412	2:05.524	2:05.066	2:05.546	2:05.244	2:04.520	2:04.121	2:05.271
			11 - 20	2:04.378	2:06.162	2:04.769							
3	Dennis Norick Stelzer	13	1 - 10	2:12.886	2:05.576	2:06.035	2:05.624	2:05.669	2:07.177	2:06.878	2:05.775	2:05.376	2:05.840
			11 - 20	2:04.664	2:05.755	2:05.109							
20	Hagen Wiedemann	13	1 - 10	2:11.073	2:06.129	2:04.935	2:04.123	2:04.420	2:03.864	2:10.562	2:06.745	2:06.304	2:06.616
			11 - 20	2:06.122	2:06.071	2:06.187							
18	Tom Günther	13	1 - 10	2:17.337	2:11.594	2:09.599	2:09.198	2:09.335	2:10.045	2:09.722	2:09.095	2:09.651	2:09.519
			11 - 20	2:09.914	2:10.332	2:10.794							
54	Joel Kugler	12	1 - 10	2:19.286	2:12.934	2:14.112	2:12.766	2:13.471	2:15.750	2:17.247	2:14.816	2:13.279	2:14.201
			11 - 20	2:13.841	2:14.699								
50	Rokas Liaudanskas	12	1 - 10	2:18.152	2:11.245	2:10.993	2:14.034	2:16.600	2:16.249	2:17.950	2:14.341	2:13.744	2:14.016
			11 - 20	2:14.237	2:14.791								

SUPERBIKE-IDM V1 Lausitzring

ADAC Berlin-Brandenburg e.V.

ADAC Junior Cup powered by KTM - Rennen

1 - 4 May 2014

Lausitzring - 4255 mtr.

Laptimes

Nbr	Name	Laps	lap	Lap ..1	Lap ..2	Lap ..3	Lap ..4	Lap ..5	Lap ..6	Lap ..7	Lap ..8	Lap ..9	Lap ..0
14	Jendrik Sättele	12	1 - 10	2:19.824	2:12.568	2:14.051	2:16.045	2:13.402	2:29.854	2:14.761	2:15.675	2:14.418	2:13.641
			11 - 20	2:13.518	2:14.224								
16	Yannik Tuisel	12	1 - 10	2:23.240	2:19.526	2:18.394	2:16.774	2:19.166	2:17.489	2:18.906	2:18.850	2:17.166	2:15.943
			11 - 20	2:13.626	2:15.005								
25	Jessica Langstädtler	12	1 - 10	2:22.448	2:18.383	2:18.877	2:18.016	2:19.138	2:17.373	2:19.066	2:18.939	2:17.064	2:17.270
			11 - 20	2:13.356	2:14.433								
1	Dominic Kaßner	10	1 - 10	2:13.649	2:08.266	2:08.708	2:07.695	7:49.408	2:28.970	2:10.156	2:08.743	2:08.006	2:10.741
24	Yannick Kruse	6	1 - 10	2:17.617	2:11.710	2:10.681	2:09.940	2:10.328	2:10.863				
2	Tim Aydin	4	1 - 10	2:13.848	2:08.518	2:08.203	2:07.169						
9	Milan Wiedemann	1	1 - 10	2:12.729									

SUPERBIKE-IDM V1 Lausitzring

ADAC Berlin-Brandenburg e.V.

ADAC Junior Cup powered by KTM - Rennen

1 - 4 May 2014

Laps and Sector Times

Lausitzring - 4255 mtr.

1 Dominic Kaßner (GER)										KTM RC390									
lap	Sect-1	Speed	Sect-2	Speed	Sect-3	Speed	Speed	laptime	pit	lap	Sect-1	Speed	Sect-2	Speed	Sect-3	Speed	speed	laptime	pit
1	43.943	<u>174.2</u>	52.619	<u>168.8</u>	37.087	169.5		2:13.649		6	51.570	161.2	57.639	159.8	39.761	166.7		2:28.970	
2	39.503	169.8	51.572	165.4	37.191	167.4		2:08.266		7	40.274	166.7	52.061	164.1	37.821	<u>172.8</u>		2:10.156	
3	39.847	164.1	51.633	167.4	37.228	168.2		2:08.708		8	39.506	166.2	51.727	163.1	37.510	168.5		2:08.743	
4	39.600	165.9	51.238	168.2	<u>36.857</u>	168.5		<u>2:07.695</u>		9	39.236	166.9	51.351	168.5	37.419	169.8		2:08.006	
5	<u>38.959</u>	168.5	<u>50.771</u>	167.4	6:19.678	155.6		7:49.408		10	39.551	169.8	53.767	164.4	37.423	166.9		2:10.741	

2 Tim Aydin (GER)										KTM RC390									
lap	Sect-1	Speed	Sect-2	Speed	Sect-3	Speed	Speed	laptime	pit	lap	Sect-1	Speed	Sect-2	Speed	Sect-3	Speed	speed	laptime	pit
1	44.246	<u>172.5</u>	51.781	<u>169.8</u>	37.821	165.1		2:13.848		3	39.650	163.1	51.393	166.9	37.160	<u>165.6</u>		2:08.203	
2	39.840	168.5	51.456	165.4	37.222	164.9		2:08.518		4	39.601	163.6	<u>50.643</u>	164.1	<u>36.925</u>	164.4		<u>2:07.169</u>	

3 Dennis Norick Stelzer (GER)										KTM RC390									
lap	Sect-1	Speed	Sect-2	Speed	Sect-3	Speed	Speed	laptime	pit	lap	Sect-1	Speed	Sect-2	Speed	Sect-3	Speed	speed	laptime	pit
1	43.930	<u>174.8</u>	51.783	171.2	37.173	169.5		2:12.886		8	38.753	168.5	50.271	169.0	36.751	168.5		2:05.775	
2	38.874	172.2	50.098	170.1	36.604	173.6		2:05.576		9	38.582	170.1	49.944	164.9	36.850	168.5		2:05.376	
3	39.027	167.2	50.130	171.7	36.878	168.8		2:06.035		10	38.864	172.5	<u>49.711</u>	170.9	37.265	<u>173.9</u>		2:05.840	
4	38.559	169.5	50.297	168.2	36.768	170.9		2:05.624		11	<u>38.298</u>	169.5	49.753	<u>174.2</u>	36.613	173.6		<u>2:04.664</u>	
5	38.449	171.7	50.267	170.3	36.953	169.0		2:05.669		12	38.806	173.4	50.539	173.1	<u>36.410</u>	172.5		2:05.755	
6	38.832	170.1	50.496	170.6	37.849	165.4		2:07.177		13	38.364	171.4	49.842	171.2	36.903	168.0		2:05.109	
7	38.903	170.3	50.695	168.8	37.280	168.2		2:06.878		14									

4 Matthias Meggle (GER)										KTM RC390									
lap	Sect-1	Speed	Sect-2	Speed	Sect-3	Speed	Speed	laptime	pit	lap	Sect-1	Speed	Sect-2	Speed	Sect-3	Speed	speed	laptime	pit
1	42.782	173.6	50.984	175.0	37.166	171.2		2:10.932		8	38.605	<u>176.2</u>	49.680	173.4	35.896	170.1		2:04.181	
2	39.047	175.6	50.103	<u>176.5</u>	36.304	172.8		2:05.454		9	38.083	173.9	49.397	171.2	35.618	170.6		2:03.098	
3	38.806	168.8	49.790	<u>176.5</u>	35.749	176.2		2:04.345		10	38.565	173.4	49.215	175.3	<u>35.545</u>	173.6		2:03.325	
4	<u>37.750</u>	175.3	49.579	174.2	35.724	175.3		2:03.053		11	38.259	172.8	<u>48.989</u>	173.9	36.514	171.4		2:03.762	
5	37.841	173.4	49.275	170.6	35.619	171.7		2:02.735		12	37.977	171.2	49.718	172.8	35.847	171.4		2:03.542	
6	38.030	172.8	49.282	174.8	35.904	175.3		2:03.216		13	37.946	172.5	50.261	169.0	35.797	169.0		2:04.004	
7	37.922	174.8	49.134	172.0	35.555	<u>176.8</u>		<u>2:02.611</u>		14									

5 Jonas Hähle (GER)										KTM RC390									
lap	Sect-1	Speed	Sect-2	Speed	Sect-3	Speed	Speed	laptime	pit	lap	Sect-1	Speed	Sect-2	Speed	Sect-3	Speed	speed	laptime	pit
1	43.590	170.9	54.700	119.7	40.683	167.4		2:18.973		8	38.220	169.0	50.027	164.6	36.273	171.4		2:04.520	
2	38.874	169.8	50.980	166.4	36.457	169.5		2:06.311		9	37.991	<u>171.2</u>	49.947	168.2	<u>36.183</u>	<u>172.2</u>		<u>2:04.121</u>	
3	38.470	168.0	50.766	<u>171.2</u>	37.176	167.7		2:06.412		10	38.221	170.1	50.184	162.2	36.866	171.2		2:05.271	
4	38.692	164.4	50.520	164.6	36.312	168.2		2:05.524		11	<u>37.925</u>	169.3	50.082	168.0	36.371	170.3		2:04.378	
5	38.325	168.2	50.108	167.7	36.633	168.2		2:05.066		12	38.712	168.8	50.773	168.0	36.677	166.4		2:06.162	
6	38.306	168.8	50.517	164.6	36.723	168.2		2:05.546		13	38.341	169.0	<u>49.804</u>	166.7	36.624	168.5		2:04.769	
7	38.524	169.3	50.116	164.9	36.604	168.5		2:05.244		14									

6 Lukas Tulovic (GER)										KTM RC390									
lap	Sect-1	Speed	Sect-2	Speed	Sect-3	Speed	Speed	laptime	pit	lap	Sect-1	Speed	Sect-2	Speed	Sect-3	Speed	speed	laptime	pit
1	42.767	168.8	51.274	171.2	36.695	165.1		2:10.736		8	38.053	173.1	50.727	171.2	35.678	174.8		2:04.458	
2	39.035	172.2	50.247	168.0	36.147	169.3		2:05.429		9	37.806	<u>175.3</u>	48.985	169.8	35.553	172.8		2:02.344	
3	38.430	166.7	49.903	168.0	36.223	<u>175.6</u>		2:04.556		10	37.979	175.0	48.939	168.8	35.732	170.1		2:02.650	
4	38.091	169.3	48.981	170.6	35.551	173.1		2:02.623		11	38.166	168.2	48.930	168.5	<u>35.491</u>	170.3		2:02.587	
5	37.653	174.8	51.723	171.4	35.613	173.9		2:04.989		12	37.639	169.8	49.256	170.6	35.544	172.2		2:02.439	
6	37.667	<u>175.3</u>	48.938	<u>175.9</u>	36.988	171.7		2:03.593		13	<u>37.538</u>	173.1	49.310	166.2	35.710	167.2		2:02.558	
7	37.648	172.8	<u>48.791</u>	170.3	35.682	172.5		<u>2:02.121</u>		14									

SUPERBIKE-IDM V1 Lausitzring

ADAC Berlin-Brandenburg e.V.

ADAC Junior Cup powered by KTM - Rennen

1 - 4 May 2014

Laps and Sector Times

Lausitzring - 4255 mtr.

7 Tim Georgi (GER)										KTM RC390									
lap	Sect-1	Speed	Sect-2	Speed	Sect-3	Speed	Speed	laptime	pit	lap	Sect-1	Speed	Sect-2	Speed	Sect-3	Speed	speed	laptime	pit
1	43.175	170.9	51.280	166.9	36.786	172.2		2:11.241		8	38.549	172.0	53.393	173.9	35.668	175.0		2:07.610	
2	38.555	171.2	49.818	169.0	36.309	168.2		2:04.682		9	<u>37.655</u>	175.3	<u>48.629</u>	176.2	<u>35.549</u>	<u>180.3</u>		<u>2:01.833</u>	
3	38.418	168.0	49.272	169.3	36.063	167.4		2:03.753		10	37.657	<u>178.2</u>	50.297	171.4	35.621	173.1		2:03.575	
4	38.263	168.2	49.106	169.5	35.944	168.8		2:03.313		11	37.929	170.1	49.151	170.6	35.640	172.5		2:02.720	
5	37.929	171.2	49.393	174.8	35.872	171.4		2:03.194		12	38.438	170.6	49.457	173.9	35.747	173.1		2:03.642	
6	37.815	170.9	50.275	<u>176.5</u>	36.009	165.4		2:04.099		13	37.692	174.2	49.630	171.4	36.041	171.2		2:03.363	
7	37.846	176.8	49.356	168.5	35.817	173.1		2:03.019		14									

8 Maximilian Sohnius (GER)										KTM RC390									
lap	Sect-1	Speed	Sect-2	Speed	Sect-3	Speed	Speed	laptime	pit	lap	Sect-1	Speed	Sect-2	Speed	Sect-3	Speed	speed	laptime	pit
1	43.360	170.6	50.951	169.0	37.249	168.2		2:11.560		8	38.164	168.8	49.081	169.5	35.786	171.2		2:03.031	
2	39.105	173.4	49.932	170.3	36.263	<u>174.2</u>		2:05.300		9	37.932	170.1	<u>48.846</u>	170.1	35.645	172.2		<u>2:02.423</u>	
3	38.724	164.9	49.313	174.5	36.413	173.9		2:04.450		10	38.186	<u>173.9</u>	50.180	170.1	35.606	173.4		2:03.972	
4	38.908	170.6	50.943	169.0	35.801	171.4		2:05.652		11	38.088	168.0	49.160	169.8	35.648	172.5		2:02.896	
5	37.911	172.8	49.106	173.4	36.007	173.9		2:03.024		12	38.604	169.3	49.310	<u>176.8</u>	<u>35.576</u>	173.6		2:03.490	
6	38.295	172.8	49.106	172.5	36.138	170.9		2:03.539		13	<u>37.771</u>	173.1	49.380	172.0	36.123	172.2		2:03.274	
7	38.063	169.3	49.417	167.7	35.912	168.8		2:03.392		14									

9 Milan Wiedemann (GER)										KTM RC390									
lap	Sect-1	Speed	Sect-2	Speed	Sect-3	Speed	Speed	laptime	pit	lap	Sect-1	Speed	Sect-2	Speed	Sect-3	Speed	speed	laptime	pit
1	<u>44.317</u>	<u>171.4</u>	<u>51.388</u>	<u>168.8</u>	<u>37.024</u>	<u>167.7</u>		<u>2:12.729</u>		2									

11 Pedro John (GER)										KTM RC390									
lap	Sect-1	Speed	Sect-2	Speed	Sect-3	Speed	Speed	laptime	pit	lap	Sect-1	Speed	Sect-2	Speed	Sect-3	Speed	speed	laptime	pit
1	43.029	170.9	50.746	174.2	36.799	172.5		2:10.574		8	38.111	171.4	49.413	168.5	35.725	172.0		2:03.249	
2	38.732	173.4	50.174	170.3	36.123	172.0		2:05.029		9	38.056	169.8	49.424	172.2	36.098	164.6		2:03.578	
3	38.454	166.2	49.682	172.8	35.812	169.8		2:03.948		10	38.043	172.8	51.077	171.7	35.592	175.6		2:04.712	
4	38.455	169.3	49.698	170.3	35.807	171.4		2:03.960		11	38.050	171.2	49.108	174.2	<u>35.563</u>	<u>178.8</u>		<u>2:02.721</u>	
5	38.376	171.7	49.262	169.8	35.769	172.8		2:03.407		12	38.124	171.2	49.602	<u>174.8</u>	35.891	176.8		2:03.617	
6	37.975	172.5	<u>49.099</u>	172.8	36.292	171.2		2:03.366		13	<u>37.800</u>	<u>176.2</u>	49.998	170.6	35.635	172.5		2:03.433	
7	37.913	172.8	50.011	165.4	35.838	171.7		2:03.762		14									

12 Leon Langstädtler (GER)										KTM RC390									
lap	Sect-1	Speed	Sect-2	Speed	Sect-3	Speed	Speed	laptime	pit	lap	Sect-1	Speed	Sect-2	Speed	Sect-3	Speed	speed	laptime	pit
1	43.981	171.4	50.344	171.2	37.072	172.5		2:11.397		8	38.416	165.9	49.919	165.9	37.037	160.2		2:05.372	
2	39.117	171.4	49.863	169.8	36.956	169.8		2:05.936		9	38.715	170.6	50.377	167.2	36.300	170.3		2:05.392	
3	38.641	166.9	49.689	171.2	36.604	168.2		2:04.934		10	38.363	172.2	50.060	164.9	36.661	160.0		2:05.084	
4	38.800	167.4	49.721	161.7	36.568	<u>172.8</u>		2:05.089		11	38.556	166.2	50.543	168.5	<u>36.139</u>	170.1		2:05.238	
5	38.272	173.9	49.467	168.0	36.674	172.5		<u>2:04.413</u>		12	38.153	166.2	49.937	167.4	36.552	164.1		2:04.642	
6	38.047	171.7	<u>49.442</u>	<u>172.5</u>	36.989	170.1		2:04.478		13	38.362	165.9	49.870	165.1	36.593	162.7		2:04.825	
7	<u>38.009</u>	<u>174.2</u>	49.814	165.1	36.753	171.2		2:04.576		14									

14 Jendrik Sättele (GER)										KTM RC390									
lap	Sect-1	Speed	Sect-2	Speed	Sect-3	Speed	Speed	laptime	pit	lap	Sect-1	Speed	Sect-2	Speed	Sect-3	Speed	speed	laptime	pit
1	46.340	<u>170.6</u>	54.416	<u>167.7</u>	39.068	169.3		2:19.824		7	40.991	165.9	54.099	161.7	39.671	162.2		2:14.761	
2	40.592	168.2	<u>53.435</u>	164.6	<u>38.541</u>	166.9		<u>2:12.568</u>		8	41.350	164.6	54.716	159.8	39.609	163.6		2:15.675	
3	41.122	163.4	53.837	163.4	39.092	164.1		2:14.051		9	41.100	164.1	54.176	162.7	39.142	164.6		2:14.418	
4	41.381	161.7	55.930	157.4	38.734	166.2		2:16.045		10	40.945	163.9	54.068	162.7	38.628	165.1		2:13.641	
5	40.822	166.2	53.613	163.6	38.967	165.4		2:13.402		11	41.267	168.2	53.492	166.9	38.759	<u>170.1</u>		2:13.518	
6	40.688	166.7	1:09.106	159.8	40.060	163.9		2:29.854		12	<u>40.384</u>	167.4	54.236	162.4	39.604	166.4		2:14.224	



SUPERBIKE-IDM V1 Lausitzring

ADAC Berlin-Brandenburg e.V.

ADAC Junior Cup powered by KTM - Rennen

1 - 4 May 2014

Laps and Sector Times

Lausitzring - 4255 mtr.

16 Yannik Tuisel (GER)										KTM RC390										
lap	Sect-1	Speed	Sect-2	Speed	Sect-3	Speed	Speed	laptime	pit	lap	Sect-1	Speed	Sect-2	Speed	Sect-3	Speed	speed	laptime	pit	
1	46.536	<u>168.0</u>	56.454	163.6	40.250	164.9		2:23.240		7	43.010	164.6	55.277	161.0	40.619	162.9			2:18.906	
2	42.550	165.6	56.270	158.8	40.706	161.4		2:19.526		8	42.639	164.9	55.388	160.2	40.823	<u>166.9</u>			2:18.850	
3	42.543	161.7	55.831	161.0	40.020	163.6		2:18.394		9	42.659	164.9	54.782	162.4	39.725	166.4			2:17.166	
4	41.873	163.1	54.976	160.0	39.925	166.7		2:16.774		10	42.488	165.1	54.818	163.1	<u>38.637</u>	164.6			2:15.943	
5	42.774	166.4	55.650	155.2	40.742	163.6		2:19.166		11	<u>40.814</u>	165.1	<u>53.716</u>	<u>166.2</u>	39.096	155.8			<u>2:13.626</u>	
6	42.440	167.2	55.140	158.8	39.909	165.1		2:17.489		12	41.471	163.4	54.451	161.2	39.083	164.9			2:15.005	

17 Marc Zellhöfer (GER)										KTM RC390										
lap	Sect-1	Speed	Sect-2	Speed	Sect-3	Speed	Speed	laptime	pit	lap	Sect-1	Speed	Sect-2	Speed	Sect-3	Speed	speed	laptime	pit	
1	172.2		50.952	173.4	37.805	168.8		2:13.217		8	38.592	166.7	49.680	167.2	<u>35.623</u>	166.4			2:03.895	
2	38.947	<u>172.8</u>	49.714	<u>174.5</u>	36.189	172.8		2:04.850		9	37.969	166.4	49.104	166.4	35.784	165.6			2:02.857	
3	38.761	164.6	49.099	172.2	35.748	<u>174.2</u>		2:03.608		10	37.711	165.9	<u>48.955</u>	166.7	35.784	165.6			<u>2:02.450</u>	
4	37.702	166.2	49.044	168.2	35.735	169.0		2:02.481		11	<u>37.595</u>	165.9	49.159	166.2	36.014	165.9			2:02.768	
5	37.797	170.6	48.991	167.7	36.028	164.6		2:02.816		12	37.824	166.9	49.259	167.7	35.712	167.7			2:02.795	
6	38.154	170.6	49.745	168.2	35.984	165.1		2:03.883		13	38.214	167.2	49.636	171.2	35.830	170.1			2:03.680	
7	37.896	166.2	49.327	166.7	35.931	165.1		2:03.154		14										

18 Tom Günther (GER)										KTM RC390										
lap	Sect-1	Speed	Sect-2	Speed	Sect-3	Speed	Speed	laptime	pit	lap	Sect-1	Speed	Sect-2	Speed	Sect-3	Speed	speed	laptime	pit	
1	45.713	170.6	53.392	<u>166.4</u>	38.232	<u>170.9</u>		2:17.337		8	39.625	165.9	51.648	163.4	<u>37.822</u>	160.0			2:09.095	
2	40.362	<u>172.2</u>	52.991	163.4	38.241	169.0		2:11.594		9	39.741	164.9	52.004	164.1	37.906	163.6			2:09.651	
3	39.834	163.4	51.610	164.6	38.155	164.1		2:09.599		10	39.856	165.4	51.664	163.9	37.999	164.1			2:09.519	
4	39.769	164.4	51.540	162.9	37.889	163.9		2:09.198		11	40.030	165.4	51.950	164.1	37.934	163.4			2:09.914	
5	<u>39.612</u>	167.2	<u>51.294</u>	164.6	38.429	163.9		2:09.335		12	39.985	166.2	52.271	164.6	38.076	164.1			2:10.332	
6	39.671	166.4	51.711	158.8	38.663	163.4		2:10.045		13	40.376	163.1	52.135	164.9	38.283	161.4			2:10.794	
7	39.912	165.6	51.917	163.4	37.893	163.6		2:09.722		14										

20 Hagen Wiedemann (GER)										KTM RC390										
lap	Sect-1	Speed	Sect-2	Speed	Sect-3	Speed	Speed	laptime	pit	lap	Sect-1	Speed	Sect-2	Speed	Sect-3	Speed	speed	laptime	pit	
1	43.145	167.7	50.710	170.1	37.218	168.8		2:11.073		8	39.254	161.7	50.404	163.6	37.087	162.2			2:06.745	
2	39.006	<u>172.5</u>	50.061	169.3	37.062	168.8		2:06.129		9	39.131	163.1	50.218	164.6	36.955	162.9			2:06.304	
3	39.018	164.9	49.442	<u>172.0</u>	36.475	170.9		2:04.935		10	38.999	166.9	50.661	163.1	36.956	163.4			2:06.616	
4	38.502	168.5	49.251	169.0	36.370	<u>172.0</u>		2:04.123		11	38.932	162.2	50.349	166.9	36.841	165.9			2:06.122	
5	38.386	170.6	49.570	168.2	36.464	169.8		2:04.420		12	38.595	168.5	50.852	171.7	36.624	168.2			2:06.071	
6	<u>38.288</u>	169.8	<u>49.241</u>	165.4	<u>36.335</u>	170.3		<u>2:03.864</u>		13	38.644	165.4	50.163	164.9	37.380	161.0			2:06.187	
7	38.481	168.0	54.105	132.4	37.976	163.1		2:10.562		14										

23 Kenny Leibold (GER)										KTM RC390										
lap	Sect-1	Speed	Sect-2	Speed	Sect-3	Speed	Speed	laptime	pit	lap	Sect-1	Speed	Sect-2	Speed	Sect-3	Speed	speed	laptime	pit	
1	43.703	<u>172.8</u>	50.808	<u>171.4</u>	37.025	170.6		2:11.536		8	38.769	169.3	50.015	168.2	36.724	169.3			2:05.508	
2	39.477	172.5	50.086	168.0	36.633	169.0		2:06.196		9	38.443	164.9	50.448	168.5	36.248	166.9			2:05.139	
3	39.249	165.6	<u>49.627</u>	169.8	36.147	<u>173.1</u>		2:05.023		10	38.407	168.8	50.465	162.7	36.780	166.7			2:05.652	
4	<u>38.073</u>	167.2	49.635	166.9	36.219	168.5		<u>2:03.927</u>		11	38.489	169.3	50.606	168.0	<u>36.121</u>	170.1			2:05.216	
5	38.511	167.7	50.072	171.2	36.260	169.8		2:04.843		12	38.138	169.5	50.181	166.2	36.772	162.7			2:05.091	
6	38.101	171.2	49.859	169.0	36.462	172.5		2:04.422		13	38.667	170.6	49.680	169.3	36.430	159.1			2:04.777	
7	38.449	170.6	49.911	164.4	36.822	164.9		2:05.182		14										

24 Yannick Kruse (GER)										KTM RC390										
lap	Sect-1	Speed	Sect-2	Speed	Sect-3	Speed	Speed	laptime	pit	lap	Sect-1	Speed	Sect-2	Speed	Sect-3	Speed	speed	laptime	pit	
1	44.797	<u>171.2</u>	54.071	<u>168.0</u>	38.749	<u>167.7</u>		2:17.617		4	<u>39.832</u>	165.4	<u>51.928</u>	167.2	38.180	165.6			<u>2:09.940</u>	
2	40.370	168.5	53.275	<u>168.0</u>	38.065	163.4		2:11.710		5	40.043	168.2	52.212	165.6	38.073	165.4			2:10.328	
3	40.945	163.9	52.362	<u>168.0</u>	<u>37.374</u>	167.4		2:10.681		6	40.539	166.9	52.517	167.2	37.807	165.1			2:10.863	



SUPERBIKE-IDM V1 Lausitzring

ADAC Berlin-Brandenburg e.V.

ADAC Junior Cup powered by KTM - Rennen

1 - 4 May 2014

Laps and Sector Times

Lausitzring - 4255 mtr.

25 Jessica Langstädtler (GER)										KTM RC390									
lap	Sect-1	Speed	Sect-2	Speed	Sect-3	Speed	Speed	laptime	pit	lap	Sect-1	Speed	Sect-2	Speed	Sect-3	Speed	speed	laptime	pit
1	46.730	<u>172.0</u>	55.507	166.9	40.211	166.9		2:22.448		7	42.877	166.4	55.250	162.7	40.939	165.9		2:19.066	
2	42.598	168.5	54.955	162.2	40.830	165.1		2:18.383		8	42.488	167.2	55.901	164.6	40.550	165.4		2:18.939	
3	42.907	164.9	54.984	163.9	40.986	165.6		2:18.877		9	42.364	168.2	53.930	166.7	40.770	167.7		2:17.064	
4	42.211	165.6	54.928	161.7	40.877	166.2		2:18.016		10	42.504	165.9	55.469	167.7	39.297	<u>170.3</u>		2:17.270	
5	42.666	167.4	55.057	163.1	41.415	165.4		2:19.138		11	41.062	169.8	<u>53.340</u>	<u>169.3</u>	38.954	169.5		<u>2:13.356</u>	
6	42.543	165.6	54.371	163.4	40.459	166.4		2:17.373		12	<u>40.656</u>	168.8	55.152	165.9	<u>38.625</u>	165.9		2:14.433	

26 Toni Thurmayer (GER)										KTM RC390									
lap	Sect-1	Speed	Sect-2	Speed	Sect-3	Speed	Speed	laptime	pit	lap	Sect-1	Speed	Sect-2	Speed	Sect-3	Speed	speed	laptime	pit
1	43.562	<u>175.6</u>	50.790	172.2	37.181	173.1		2:11.533		8	38.123	170.1	49.678	171.7	<u>35.933</u>	173.4		2:03.734	
2	39.185	<u>175.6</u>	50.183	169.8	36.503	170.9		2:05.871		9	38.244	169.0	49.286	170.9	36.081	171.4		2:03.611	
3	38.262	169.0	49.557	172.2	36.145	171.4		2:03.964		10	<u>37.895</u>	173.4	49.871	168.8	36.730	<u>173.6</u>		2:04.496	
4	38.154	172.5	49.661	168.8	36.347	170.3		2:04.162		11	38.281	162.7	50.200	169.0	36.734	168.0		2:05.215	
5	38.009	170.9	<u>49.211</u>	172.0	36.065	171.7		<u>2:03.285</u>		12	38.213	170.1	50.073	170.1	36.853	164.6		2:05.139	
6	38.188	171.2	49.563	<u>174.2</u>	36.627	169.0		2:04.378		13	38.366	169.0	49.855	169.3	36.420	165.6		2:04.641	
7	38.260	171.4	49.509	172.2	36.342	169.8		2:04.111		14									

50 Rokas Liaudanskas (LTU)										KTM RC390									
lap	Sect-1	Speed	Sect-2	Speed	Sect-3	Speed	Speed	laptime	pit	lap	Sect-1	Speed	Sect-2	Speed	Sect-3	Speed	speed	laptime	pit
1	45.767	<u>168.5</u>	54.197	165.9	38.188	166.9		2:18.152		7	42.712	161.4	55.037	158.1	40.201	161.0		2:17.950	
2	<u>40.996</u>	165.6	52.570	163.9	37.679	<u>167.4</u>		2:11.245		8	42.637	161.7	53.157	161.7	38.547	160.0		2:14.341	
3	41.252	160.2	<u>52.426</u>	<u>166.2</u>	<u>37.315</u>	165.9		<u>2:10.993</u>		9	41.545	161.2	53.001	160.0	39.198	161.7		2:13.744	
4	41.159	159.8	54.205	161.4	38.670	158.1		2:14.034		10	41.312	161.4	52.922	160.2	39.782	158.8		2:14.016	
5	41.978	162.9	54.410	159.1	40.212	159.3		2:16.600		11	41.438	161.7	53.443	160.7	39.356	160.2		2:14.237	
6	42.229	160.5	54.316	153.2	39.704	161.4		2:16.249		12	42.172	165.4	55.020	164.4	37.599	161.0		2:14.791	

51 Jirka Mrkývka (CZE)										KTM RC390									
lap	Sect-1	Speed	Sect-2	Speed	Sect-3	Speed	Speed	laptime	pit	lap	Sect-1	Speed	Sect-2	Speed	Sect-3	Speed	speed	laptime	pit
1	42.776	172.5	50.728	172.2	37.253	169.3		2:10.757		8	38.102	171.2	50.038	<u>174.2</u>	36.246	172.2		2:04.386	
2	38.717	<u>172.8</u>	49.689	172.0	36.319	172.0		2:04.725		9	<u>38.032</u>	170.3	<u>49.349</u>	169.5	36.259	168.0		2:03.640	
3	38.274	167.2	49.584	171.7	36.106	<u>174.5</u>		2:03.964		10	38.104	168.0	50.029	165.4	36.539	168.0		2:04.672	
4	38.367	168.2	49.427	170.6	36.118	170.6		2:03.912		11	38.366	163.6	50.076	166.7	36.427	167.4		2:04.869	
5	38.091	170.6	49.514	172.8	<u>35.991</u>	170.6		<u>2:03.596</u>		12	38.471	166.9	50.088	170.1	36.924	167.2		2:05.483	
6	38.060	170.6	49.768	167.4	36.701	167.4		2:04.529		13	38.349	167.2	49.870	166.9	36.790	168.0		2:05.009	
7	38.204	171.4	49.414	171.7	36.019	170.9		2:03.637		14									

52 Petr Voslajer (CZE)										KTM RC390									
lap	Sect-1	Speed	Sect-2	Speed	Sect-3	Speed	Speed	laptime	pit	lap	Sect-1	Speed	Sect-2	Speed	Sect-3	Speed	speed	laptime	pit
1	43.620	172.8	50.595	168.5	36.633	168.2		2:10.848		8	39.000	170.1	49.801	170.1	36.652	165.4		2:05.453	
2	39.008	<u>173.6</u>	49.870	<u>171.7</u>	36.718	173.1		2:05.596		9	38.362	167.2	50.022	165.1	36.410	163.4		2:04.794	
3	38.501	168.5	50.189	169.3	36.390	<u>174.2</u>		2:05.080		10	38.617	163.9	50.518	163.9	36.340	164.4		2:05.475	
4	38.497	168.0	49.665	166.4	36.211	170.1		2:04.373		11	38.510	165.4	50.200	164.6	36.244	164.9		2:04.954	
5	38.220	170.3	<u>49.555</u>	166.4	<u>36.000</u>	166.4		<u>2:03.775</u>		12	38.402	165.1	50.010	164.4	37.373	162.9		2:05.785	
6	38.216	167.2	49.926	167.4	36.264	166.7		2:04.406		13	38.423	167.2	49.886	165.9	36.428	163.9		2:04.737	
7	<u>38.043</u>	167.2	51.117	163.1	36.605	168.2		2:05.765		14									

53 Michaël Verbrugghe (BEL)										KTM RC390									
lap	Sect-1	Speed	Sect-2	Speed	Sect-3	Speed	Speed	laptime	pit	lap	Sect-1	Speed	Sect-2	Speed	Sect-3	Speed	speed	laptime	pit
1	43.193	174.5	50.679	<u>175.3</u>	37.666	168.0		2:11.538		8	38.103	170.3	49.805	173.6	35.784	174.5		2:03.692	
2	39.237	<u>175.0</u>	50.083	172.2	36.724	172.2		2:06.044		9	37.903	171.2	<u>48.442</u>	172.5	35.739	173.4		<u>2:02.084</u>	
3	38.945	164.4	49.402	170.6	36.130	170.1		2:04.477		10	<u>37.844</u>	173.9	50.276	172.5	35.685	<u>175.9</u>		2:03.805	
4	38.419	166.7	49.748	171.4	35.948	173.6		2:04.115		11	38.308	168.2	48.848	172.5	35.681	175.6		2:02.837	
5	37.999	173.4	49.016	173.1	36.074	172.8		2:03.089		12	38.598	168.5	49.190	172.2	36.238	171.7		2:04.026	
6	38.261	166.9	49.327	173.4	36.546	170.6		2:04.134		13	38.143	170.6	49.402	171.2	36.989	167.2		2:04.534	
7	38.262	173.4	48.891	171.2	<u>35.645</u>	<u>175.9</u>		2:02.798		14									

SUPERBIKE-IDM V1 Lausitzring

ADAC Berlin-Brandenburg e.V.

ADAC Junior Cup powered by KTM - Rennen

1 - 4 May 2014

Laps and Sector Times

Lausitzring - 4255 mtr.

54 Joel Kugler (SUI)										KTM RC390									
lap	Sect-1	Speed	Sect-2	Speed	Sect-3	Speed	Speed	laptime	pit	lap	Sect-1	Speed	Sect-2	Speed	Sect-3	Speed	speed	laptime	pit
1	45.495	<u>169.5</u>	54.346	159.5	39.445	<u>168.0</u>		2:19.286		7	42.104	162.2	54.948	156.5	40.195	164.4		2:17.247	
2	41.128	168.5	53.201	164.1	<u>38.605</u>	164.6		2:12.934		8	42.402	166.2	53.372	165.4	39.042	163.1		2:14.816	
3	41.353	163.1	53.871	<u>168.0</u>	38.888	164.1		2:14.112		9	41.418	166.7	53.041	165.9	38.820	167.7		2:13.279	
4	41.338	163.4	<u>52.694</u>	162.2	38.734	163.6		<u>2:12.766</u>		10	41.512	166.7	52.869	165.4	39.820	162.7		2:14.201	
5	<u>40.990</u>	167.2	52.965	165.9	39.516	163.6		2:13.471		11	41.489	166.9	53.261	166.2	39.091	167.4		2:13.841	
6	42.505	164.6	53.461	156.5	39.784	164.4		2:15.750		12	42.439	167.4	53.218	162.4	39.042	165.6		2:14.699	

SUPERBIKE-IDM V1 Lausitzring

ADAC Berlin-Brandenburg e.V.

Lapchart for Rennen

1 - 4 May 2014
Lausitzring - 4255 mtr.

Nr.	Name	Pos	Laps	1	2	3	4	5	6	7	8	9	10	11	12	13
6	Lukas Tulovic	1	6	7	7	7	7	7	17	7	17	17	17	17	17	6
7	Tim Georgi	2	7	6	11	17	17	7	17	4	4	4	6	6	17	
8	Maximilian Sohnius	3	8	11	17	6	4	4	4	11	6	6	4	4	4	
11	Pedro John	4	11	8	6	4	11	11	6	6	11	7	7	7	7	
4	Matthias Meggle	5	4	4	8	11	6	6	11	8	8	8	8	8	8	
17	Marc Zellhöfer	6	17	17	4	51	51	8	8	7	7	11	11	11	11	
26	Toni Thurmayer	7	26	51	51	26	26	51	51	53	53	53	53	53	53	
53	Michaël Verbrugghe	8	53	26	26	8	8	26	53	51	51	51	51	51	26	
51	Jirka Mrkývka	9	51	53	53	53	53	53	26	26	26	26	26	26	51	
23	Kenny Leibold	10	23	12	12	23	52	52	23	12	52	52	52	12	12	
12	Leon Langstädtler	11	12	23	23	52	23	20	12	23	23	12	12	23	52	
20	Hagen Wiedemann	12	20	52	52	20	20	23	52	52	12	23	23	52	23	
52	Petr Voslajer	13	52	20	20	12	12	12	20	20	20	20	5	5	5	
3	Dennis Norick Stelzer	14	3	3	3	3	3	3	3	3	3	5	3	3	3	
9	Milan Wiedemann	15	9	1	1	5	5	5	5	5	5	3	20	20	20	
1	Dominic Kaßner	16	1	2	5	1	18	18	18	18	18	18	18	18	18	
2	Tim Aydin	17	2	5	2	2	24	24	50	50	50	50	50	50	54	
5	Jonas Hähle	18	5	24	18	18	50	50	54	54	54	54	54	54	50	
24	Yannick Kruse	19	24	18	24	24	54	54	14	14	14	14	14	14	14	
18	Tom Günther	20	18	50	50	50	14	14	25	25	25	16	16	16		
50	Rokas Liaudanskas	21	50	54	54	54	25	25	16	16	16	25	25	25		
54	Joel Kugler	22	54	14	14	14	16	16	1	1	1	1				
14	Jendrik Sättele	23	14	25	25	25	1	1								
25	Jessica Langstädtler	24	25	16	16	16										
16	Yannik Tuisel	25	16													

SUPERBIKE-IDM V1 Lausitzring

ADAC Berlin-Brandenburg e.V.

Heat Statistics

Heat name : ADAC Junior Cup powered by KTM - Rennen
Heat Date : 04 May 2014
Circuit name : Lausitzring - 4255 mtr.

Participants Started : 25 **Participants Classified** : 22
Participants Finished : 22 **Participants Not Classified** : 3
Participants Not Finished : 3

Green flag at : 04.05.2014 - 10:04:14 **Heat recording start time** : 04.05.2014 - 09:49:01
Finish flag waved at : 04.05.2014 - 10:31:06 **Heat recording end time** : 04.05.2014 - 10:34:15
Total time under Green : 26:52 **Total of All Laps in Heat** : 289
Number of cautions : 0 **Total time under Yellow** : 00:00:00
Number of code-60's : 0 **Total time under Code-60** : 00:00:00

Leader history during the Heat

#	Nbr	Lap	to Lap	Name	Car
1	6	1	1	Lukas Tulovic	KTM RC390
2	7	2	5	Tim Georgi	KTM RC390
3	17	6	6	Marc Zellhöfer	KTM RC390
4	7	7	7	Tim Georgi	KTM RC390
5	17	8	12	Marc Zellhöfer	KTM RC390
6	6	13	13	Lukas Tulovic	KTM RC390

Best Lap time history during the Heat

#	Nbr	lap time	in lap	Name	Car	time of day
1	6	2:10.736	1	Lukas Tulovic	KTM RC390	10:06:26
2	11	2:10.574	1	Pedro John	KTM RC390	10:06:26
3	7	2:04.682	2	Tim Georgi	KTM RC390	10:08:30
4	7	2:03.753	3	Tim Georgi	KTM RC390	10:10:34
5	17	2:03.608	3	Marc Zellhöfer	KTM RC390	10:10:36
6	7	2:03.313	4	Tim Georgi	KTM RC390	10:12:38
7	17	2:02.481	4	Marc Zellhöfer	KTM RC390	10:12:38
8	6	2:02.121	7	Lukas Tulovic	KTM RC390	10:18:49
9	7	2:01.833	9	Tim Georgi	KTM RC390	10:22:57