



ADAC GT Masters

Results Warm Up

Provisional



Oschersleben, Length: 3696 m

Air temperature: 14.2°C

Track temperature: 18.2°C

Weather condition: Dry

DMSB Reg. Nr.: 115/2014
Deutscher Motor Sport Bund e.V.

Sunday 27.4.2014 08:00

started : 23 classified : 23 not classified : 0

| | Drivers | Team | Car | Lap | Best Time | Gap | Diff | Kph | Day Time |
|----|---------------------------------|---------------------------|---------------------------|-----|-----------------|-------|-------|-------|----------|
| 1 | 10 K.van der Linde/R.Rast | Prosperia C. Abt Racing | Audi R8 LMS ultra | 9 | 1:28.194 | | | 150,9 | 8:15:08 |
| 2 | 11 F.Hamprecht/N.Thiim | Prosperia C. Abt Racing | Audi R8 LMS ultra | 3 | 1:28.219 | 0.025 | 0.025 | 150,8 | 8:04:43 |
| 3 | 3 C.Engelhart/J.van Lagen | GW IT Racing Team | Porsche 911 GT3 R | 5 | 1:28.336 | 0.142 | 0.117 | 150,6 | 8:09:19 |
| 4 | 19 C.Hürtgen/D.Baumann | PIXUM Team Schubert | BMW Z4 GT3 | 4 | 1:28.400 | 0.206 | 0.064 | 150,5 | 8:07:25 |
| 5 | 6 P.Frommerwiler/S.Asch | Farnbacher Racing | Porsche 911 GT3 R | 9 | 1:28.739 | 0.545 | 0.339 | 149,9 | 8:15:28 |
| 6 | 5 M.Farnbacher/N.Morcom | Farnbacher Racing | Porsche 911 GT3 R | 9 | 1:28.741 | 0.547 | 0.002 | 149,9 | 8:15:20 |
| 7 | 1 O.Gavin/D.Keilwitz | Callaway Competition | Corvette Z06.R GT3 | 7 | 1:28.789 | 0.595 | 0.048 | 149,9 | 8:12:34 |
| 8 | 12 S.Wackerbauer/M.Winkelhock | Prosperia C. Abt Racing | Audi R8 LMS ultra | 8 | 1:28.854 | 0.660 | 0.065 | 149,7 | 8:13:36 |
| 9 | 20 M.Sandritter/J.Klingmann | PIXUM Team Schubert | BMW Z4 GT3 | 5 | 1:28.920 | 0.726 | 0.066 | 149,6 | 8:08:03 |
| 10 | 100 F.Stoll/D.Dobitsch | kfzteile24 APR Motorsport | Audi R8 LMS ultra | 8 | 1:29.065 | 0.871 | 0.145 | 149,4 | 8:14:12 |
| 11 | 18 T.Seiler(*G*)/J.Bleekemolen | Callaway Competition | Corvette Z06.R GT3 | 5 | 1:29.103 | 0.909 | 0.038 | 149,3 | 8:09:27 |
| 12 | 16 R.Frey/P.Geipel | YACO Racing | Audi R8 LMS ultra | 8 | 1:29.203 | 1.009 | 0.100 | 149,2 | 8:14:30 |
| 13 | 23 J.Seyffarth/M.Engel | ROWE RACING | Mercedes-Benz SLS AMG GT3 | 6 | 1:29.461 | 1.267 | 0.258 | 148,7 | 8:09:53 |
| 14 | 21 L.Ludwig/A.Day | BKK Mobil Oil Zakspeed | Mercedes-Benz SLS AMG GT3 | 9 | 1:29.513 | 1.319 | 0.052 | 148,6 | 8:15:24 |
| 15 | 13 D.Jahn/S.Barth | RWT RACING Team | Corvette Z06.R GT3 | 4 | 1:29.631 | 1.437 | 0.118 | 148,4 | 8:07:16 |
| 16 | 26 M.Buhk/M.Götz | H.T.P. Motorsport | Mercedes-Benz SLS AMG GT3 | 4 | 1:30.129 | 1.935 | 0.498 | 147,6 | 8:06:30 |
| 17 | 2 P.Assenheimer/D.Alessi | Callaway Competition | Corvette Z06.R GT3 | 9 | 1:30.289 | 2.095 | 0.160 | 147,4 | 8:15:05 |
| 18 | 7 H.Handlos(*G*)/A.Renauer | TONINO Team Herberth | Porsche 911 GT3 R | 6 | 1:30.401 | 2.207 | 0.112 | 147,2 | 8:10:13 |
| 19 | 27 L.Stolz/H.Frentzen | H.T.P. Motorsport | Mercedes-Benz SLS AMG GT3 | 9 | 1:30.450 | 2.256 | 0.049 | 147,1 | 8:15:28 |
| 20 | 17 R.Lips(*G*)/L.Marionek | Callaway Competition | Corvette Z06.R GT3 | 8 | 1:30.575 | 2.381 | 0.125 | 146,9 | 8:15:45 |
| 21 | 24 A.von Thum und Taxis/T.Engel | Reiter Engineering | Chevrolet Camaro GT | 7 | 1:30.910 | 2.716 | 0.335 | 146,4 | 8:13:11 |
| 22 | 25 M.Hayek(*G*)/P.Kox | Blancpain Racing | Lamborghini Gallardo FL2 | 8 | 1:31.653 | 3.459 | 0.743 | 145,2 | 8:13:14 |
| 23 | 14 F.Spengler/R.Sharp | MRS GT-Racing | McLaren MP4-12C GT3 | 4 | 1:33.151 | 4.957 | 1.498 | 142,8 | 8:07:00 |

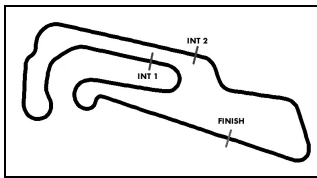
(*G*) marks the gentlemen driver

Subject to final scrutineering!

Publications Time:

Clerk of the course:

Time Keeping:



ADAC GT Masters

Vmax list Warm Up

Provisional



Oschersleben, Length: 3696 m

Air temperature: 14.2°C

Track temperature: 18.1°C

Weather condition: Dry

DMSB Reg. Nr.: 115/2014
Deutscher Motor Sport Bund e.V.

Sunday 27.4.2014 08:00

| Nr | Team, Car, Driver, Nat | Top speed |
|----|--|-------------|
| 24 | Reiter Engineering, Chevrolet Camaro GT von Thurn und Taxis Albert , DEU Enge Tomas , CZE | 246,45 km/h |
| 1 | Callaway Competition, Corvette Z06.R GT3 Gavin Oliver , GBR Keilwitz Daniel , DEU | 244,88 km/h |
| 18 | Callaway Competition, Corvette Z06.R GT3 Seiler Toni , CHE Bleekemolen Jeroen , NLD | 243,98 km/h |
| 2 | Callaway Competition, Corvette Z06.R GT3 Assenheimer Patrick , DEU Alessi Diego , ITA | 243,49 km/h |
| 13 | RWT RACING Team, Corvette Z06.R GT3 Jahn David , DEU Barth Sven , DEU | 243,43 km/h |
| 17 | Callaway Competition, Corvette Z06.R GT3 Lips Remo , CHE Marioneck Lennart , DEU | 242,44 km/h |
| 21 | BKK Mobil Oil Zakspeed, Mercedes-Benz SLS AMG GT3 Ludwig Luca , DEU Day Alon , ISR | 240,97 km/h |
| 27 | H.T.P. Motorsport, Mercedes-Benz SLS AMG GT3 Stolz Luca , DEU Frentzen Heinz-Harald , DEU | 239,09 km/h |
| 6 | Farnbacher Racing, Porsche 911 GT3 R Frommenwiler Philipp , CHE Asch Sebastian , DEU | 238,98 km/h |
| 7 | TONINO Team Herberth, Porsche 911 GT3 R Handlos Herbert , AUT Renauer Alfred , DEU | 238,51 km/h |
| 5 | Farnbacher Racing, Porsche 911 GT3 R Farnbacher Mario , DEU Morcom Nathan , AUS | 238,35 km/h |
| 14 | MRS GT-Racing, McLaren MP4-12C GT3 Spengler Florian , DEU Sharp Ryan , GBR | 237,61 km/h |
| 26 | H.T.P. Motorsport, Mercedes-Benz SLS AMG GT3 Buhk Maximilian , DEU Götz Maximilian , DEU | 237,45 km/h |
| 3 | GW IT Racing Team, Porsche 911 GT3 R Engelhart Christian , DEU van Lagen Jaap , NLD | 236,77 km/h |



ADAC GT Masters

Vmax list Warm Up

Provisional



Oschersleben, Length: 3696 m

Air temperature: 14.2°C

Track temperature: 18.1°C

Weather condition: Dry

DMSB Reg. Nr.: 115/2014
Deutscher Motor Sport Bund e.V.

Sunday 27.4.2014 08:00

| Nr | Team, Car, Driver, Nat | Top speed |
|-----|--|-------------|
| 19 | PIXUM Team Schubert, BMW Z4 GT3 Hürtgen Claudia , DEU Baumann Dominik , AUT | 236,46 km/h |
| 23 | ROWE RACING, Mercedes-Benz SLS AMG GT3 Seyffarth Jan , DEU Engel Maro , DEU | 235,68 km/h |
| 10 | Prosperia C. Abt Racing, Audi R8 LMS ultra van der Linde Kelvin , ZAF Rast Rene , DEU | 235,47 km/h |
| 25 | Blancpain Racing, Lamborghini Gallardo FL2 Hayek Marc A. , CHE Kox Peter , NLD | 235,06 km/h |
| 100 | kfzteile24 APR Motorsport, Audi R8 LMS ultra Stoll Florian , DEU Dobitsch Daniel , AUT | 234,49 km/h |
| 16 | YACO Racing, Audi R8 LMS ultra Frey Rahel , CHE Geipel Philip , DEU | 234,49 km/h |
| 12 | Prosperia C. Abt Racing, Audi R8 LMS ultra Wackerbauer Stefan , DEU Winkelhock Markus , DEU | 234,29 km/h |
| 20 | PIXUM Team Schubert, BMW Z4 GT3 Sandritter Max , DEU Klingmann Jens , DEU | 233,93 km/h |
| 11 | Prosperia C. Abt Racing, Audi R8 LMS ultra Hamprecht Fabian , DEU Thiim Nicki , DNK | 232,51 km/h |



ADAC GT Masters

Lap analysis Warm Up



Provisional

Oschersleben, Length: 3696 m

Air temperature: 14.2°C

Track temperature: 18.1°C

Weather condition: Dry



Reg. Nr.: 115/2014

Sunday 27.4.2014 08:00

| Lap | Time | SE1 | SP1 | SE2 | SP2 | SE3 | SP3 | TSP | Lap | Time | SE1 | SP1 | SE2 | SP2 | SE3 | SP3 | TSP |
|----------|---|----------|-----|--------|------------|--------|-----|-----|---------------------------------------|-----------------|--------|------------|---------------|-----|---------------|------------|------------|
| 1 | Oliver Gavin, GBR/ Daniel Keilwitz, DEU | | | | | | | | theoretical besttime: 1:28.754 | | | | | | | | |
| 1 | 2:18.412 | 1:13.566 | 161 | 36.232 | 202 | 28.614 | 197 | | 6 | 1:28.962 | 33.601 | 191 | 30.126 | 226 | 25.235 | 195 | 242 |
| 2 | 1:51.671 | 35.924 | 187 | 31.623 | 226 | 44.124 | | 222 | 7 | 1:28.789 | 33.636 | 190 | 30.120 | 227 | 25.033 | 202 | 245 |
| 3 | 2:27.213 | 1:30.708 | 187 | 31.105 | 229 | 25.400 | 200 | | 8 | 1:29.019 | 33.723 | 192 | 30.189 | 227 | 25.107 | 196 | 243 |
| 4 | 1:30.211 | 34.055 | 189 | 30.555 | 227 | 25.601 | 198 | 243 | 9 | 1:48.866 | 33.901 | 191 | 30.847 | 225 | 44.118 | | 243 |
| 5 | 1:29.317 | 33.766 | 189 | 30.265 | 225 | 25.286 | 199 | 242 | | | | | | | | | |

| | | | | | | | | | | | | | | | | | |
|----------|---|----------|-----|--------|-----|--------|-----|-----|---------------------------------------|-----------------|--------|------------|---------------|------------|---------------|------------|------------|
| 2 | Patrick Assenheimer, DEU/ Diego Alessi, ITA | | | | | | | | theoretical besttime: 1:30.224 | | | | | | | | |
| 1 | 2:49.889 | 1:43.874 | 150 | 36.823 | 196 | 29.192 | 196 | | 6 | 1:30.753 | 34.528 | 191 | 30.632 | 226 | 25.593 | 200 | 243 |
| 2 | 1:36.822 | 37.648 | 185 | 32.205 | 221 | 26.969 | 201 | 234 | 7 | 1:30.567 | 34.133 | 191 | 30.571 | 227 | 25.863 | 200 | 243 |
| 3 | 1:33.393 | 35.924 | 185 | 31.231 | 224 | 26.238 | 200 | 240 | 8 | 1:30.691 | 34.300 | 189 | 30.595 | 221 | 25.796 | 201 | 243 |
| 4 | 1:31.889 | 35.069 | 190 | 30.933 | 226 | 25.887 | 200 | 243 | 9 | 1:30.289 | 34.094 | 190 | 30.636 | 227 | 25.559 | 200 | 243 |
| 5 | 1:31.548 | 35.071 | 175 | 30.819 | 226 | 25.658 | 201 | 243 | 10 | 1:51.341 | 35.709 | 188 | 31.677 | 218 | 43.955 | | 208 |

| | | | | | | | | | | | | | | | | | |
|----------|---|----------|-----|---------------|-----|--------|------------|-----|---------------------------------------|-----------------|--------|------------|--------|------------|---------------|-----|------------|
| 3 | Christian Engelhart, DEU/ Jaap van Lagen, NLD | | | | | | | | theoretical besttime: 1:28.120 | | | | | | | | |
| 1 | 3:24.339 | 2:25.812 | 177 | 32.580 | 214 | 25.947 | 194 | | 5 | 1:28.336 | 33.384 | 187 | 30.066 | 221 | 24.886 | 196 | 237 |
| 2 | 1:29.826 | 34.081 | 185 | 30.485 | 220 | 25.260 | 196 | 235 | 6 | 1:28.567 | 33.319 | 188 | 29.996 | 221 | 25.252 | 184 | 237 |
| 3 | 1:28.717 | 33.753 | 186 | 30.050 | 220 | 24.914 | 196 | 236 | 7 | 1:53.567 | 37.095 | 174 | 32.566 | 188 | 43.906 | | 192 |
| 4 | 1:28.416 | 33.510 | 187 | 29.915 | 220 | 24.991 | 197 | 236 | | | | | | | | | |

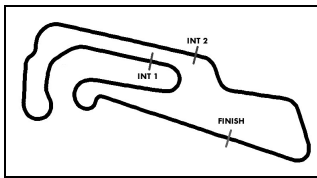
| | | | | | | | | | | | | | | | | | |
|----------|---|----------|-----|--------|-----|--------|-----|-----|---------------------------------------|-----------------|--------|------------|---------------|------------|---------------|------------|------------|
| 5 | Mario Farnbacher, DEU/ Nathan Morcom, AUS | | | | | | | | theoretical besttime: 1:28.741 | | | | | | | | |
| 1 | 2:07.548 | 1:04.919 | 177 | 35.299 | 214 | 27.330 | 194 | | 6 | 1:29.294 | 33.723 | 187 | 30.333 | 222 | 25.238 | 196 | 236 |
| 2 | 1:33.371 | 35.471 | 186 | 31.951 | 220 | 25.949 | 196 | 235 | 7 | 1:29.761 | 33.725 | 187 | 30.762 | 221 | 25.274 | 195 | 238 |
| 3 | 1:30.880 | 34.225 | 187 | 31.059 | 221 | 25.596 | 197 | 237 | 8 | 1:29.361 | 33.876 | 187 | 30.339 | 223 | 25.146 | 197 | 238 |
| 4 | 1:49.012 | 34.210 | 187 | 31.338 | 222 | 43.464 | | 238 | 9 | 1:28.741 | 33.498 | 188 | 30.219 | 223 | 25.024 | 196 | 238 |
| 5 | 2:22.526 | 1:26.253 | 187 | 30.740 | 221 | 25.533 | 193 | | 10 | 1:46.873 | 33.857 | 188 | 30.282 | 222 | 42.734 | | 239 |

| | | | | | | | | | | | | | | | | | |
|----------|--|----------|-----|--------|-----|--------|-----|------------|---------------------------------------|-----------------|----------|------------|---------------|------------|---------------|------------|-----|
| 6 | Philipp Frommenwiler, CHE/ Sebastian Asch, DEU | | | | | | | | theoretical besttime: 1:28.474 | | | | | | | | |
| 1 | 2:03.739 | 1:00.103 | 174 | 34.306 | 213 | 29.330 | 194 | | 6 | 2:38.843 | 1:43.788 | 188 | 30.242 | 221 | 24.813 | 197 | |
| 2 | 1:31.071 | 34.821 | 186 | 30.770 | 222 | 25.480 | 197 | 236 | 7 | 1:28.928 | 33.792 | 189 | 30.135 | 223 | 25.001 | 196 | 238 |
| 3 | 1:29.234 | 33.812 | 188 | 30.352 | 223 | 25.070 | 197 | 239 | 8 | 1:28.838 | 33.560 | 187 | 30.290 | 222 | 24.988 | 196 | 238 |
| 4 | 1:28.780 | 33.605 | 187 | 30.277 | 223 | 24.898 | 197 | 239 | 9 | 1:28.739 | 33.725 | 187 | 30.101 | 223 | 24.913 | 197 | 238 |
| 5 | 1:50.481 | 34.399 | 183 | 32.513 | 203 | 43.569 | | 239 | 10 | 1:50.767 | 36.258 | 186 | 31.297 | 221 | 43.212 | | 238 |

| | | | | | | | | | | | | | | | | | |
|----------|---|----------|-----|--------|------------|---------------|-----|-----|---------------------------------------|-----------------|--------|------------|---------------|-----|--------|------------|------------|
| 7 | Herbert Handlos, AUT/ Alfred Renauer, DEU | | | | | | | | theoretical besttime: 1:30.344 | | | | | | | | |
| 1 | 2:28.677 | 1:20.129 | 157 | 37.863 | 189 | 30.685 | 168 | | 5 | 1:31.009 | 34.408 | 188 | 30.981 | 221 | 25.620 | 198 | 238 |
| 2 | 1:38.608 | 37.842 | 183 | 33.349 | 220 | 27.417 | 192 | 204 | 6 | 1:30.401 | 34.029 | 188 | 30.788 | 221 | 25.584 | 194 | 239 |
| 3 | 1:33.024 | 35.209 | 184 | 31.685 | 218 | 26.130 | 195 | 235 | 7 | 1:54.295 | 36.732 | 168 | 32.437 | 196 | 45.126 | | 222 |
| 4 | 1:31.599 | 34.868 | 186 | 31.204 | 223 | 25.527 | 197 | 236 | | | | | | | | | |

| | | | | | | | | | | | | | | | | | |
|-----------|---|---------------|------------|---------------|------------|---------------|------------|------------|---------------------------------------|-----------------|----------|-----|--------|-----|--------|-----|-----|
| 10 | Kelvin van der Linde, ZAF/ Rene Rast, DEU | | | | | | | | theoretical besttime: 1:27.749 | | | | | | | | |
| 1 | 1:55.600 | 51.280 | 141 | 35.982 | 184 | 28.338 | 193 | | 6 | 2:33.543 | 1:37.570 | 184 | 30.613 | 218 | 25.360 | 194 | |
| 2 | 1:29.520 | 34.159 | 186 | 30.390 | 218 | 24.971 | 196 | 233 | 7 | 1:28.937 | 33.801 | 184 | 30.104 | 219 | 25.032 | 195 | 234 |
| 3 | 1:32.162 | 33.687 | 187 | 30.386 | 214 | 28.089 | 196 | 235 | 8 | 1:28.313 | 33.536 | 186 | 29.872 | 220 | 24.905 | 194 | 235 |
| 4 | 1:28.611 | 33.601 | 186 | 30.359 | 218 | 24.651 | 196 | 235 | 9 | 1:28.194 | 33.522 | 186 | 29.912 | 219 | 24.760 | 196 | 235 |
| 5 | 1:43.688 | 33.345 | 186 | 29.753 | 220 | 40.590 | | 235 | 10 | 1:49.707 | 34.967 | 186 | 30.891 | 218 | 43.849 | | 218 |

| | | | | | | | | | | | | | | | | | |
|-----------|---|---------------|-----|---------------|-----|---------------|------------|-----|---------------------------------------|----------|--------|------------|--------|------------|--------|-----|------------|
| 11 | Fabian Hamprecht, DEU/ Nicki Thiim, DNK | | | | | | | | theoretical besttime: 1:28.123 | | | | | | | | |
| 1 | 1:45.721 | 46.103 | 163 | 33.442 | 204 | 26.176 | 192 | | 6 | 1:29.910 | 34.044 | 184 | 30.546 | 216 | 25.320 | 193 | 231 |
| 2 | 1:29.699 | 34.112 | 183 | 30.350 | 216 | 25.237 | 194 | 230 | 7 | 1:29.303 | 33.757 | 184 | 30.337 | 217 | 25.209 | 193 | 232 |
| 3 | 1:28.219 | 33.530 | 185 | 29.821 | 216 | 24.868 | 193 | 232 | 8 | 1:29.405 | 33.809 | 185 | 30.393 | 216 | 25.203 | 191 | 233 |
| 4 | 1:45.881 | 33.434 | 185 | 30.039 | 217 | 42.408 | | 232 | 9 | 1:29.091 | 33.708 | 185 | 30.269 | 216 | 25.114 | 190 | 232 |
| 5 | 2:30.330 | 1:32.916 | 183 | 31.641 | 216 | 25.773 | 191 | | 10 | 1:47.495 | 33.865 | 185 | 30.559 | 216 | 43.071 | | 232 |



ADAC GT Masters

Lap analysis Warm Up



Provisional

Oschersleben, Length: 3696 m

Air temperature: 14.2°C

Track temperature: 18.1°C

Weather condition: Dry



Reg. Nr.: 115/2014

Sunday 27.4.2014 08:00

| Lap | Time | SE1 | SP1 | SE2 | SP2 | SE3 | SP3 | TSP | Lap | Time | SE1 | SP1 | SE2 | SP2 | SE3 | SP3 | TSP |
|-----------|---|---------------|------------|--------|-----|--------|-----|-----|---------------------------------------|-----------------|--------|-----|---------------|------------|---------------|------------|------------|
| 12 | Stefan Wackerbauer, DEU/ Markus Winkelhock, DEU | | | | | | | | theoretical besttime: 1:28.353 | | | | | | | | |
| 1 | 1:48.567 | 48.363 | 130 | 34.268 | 201 | 25.936 | 192 | | 6 | 1:29.085 | 34.238 | 185 | 30.106 | 217 | 24.741 | 193 | 226 |
| 2 | 1:29.951 | 34.271 | 184 | 30.565 | 216 | 25.115 | 193 | 230 | 7 | 1:28.906 | 34.101 | 185 | 30.040 | 218 | 24.765 | 194 | 232 |
| 3 | 1:47.856 | 33.572 | 186 | 30.218 | 217 | 44.066 | | 232 | 8 | 1:28.854 | 33.986 | 185 | 30.106 | 218 | 24.762 | 194 | 233 |
| 4 | 2:33.298 | 1:36.756 | 182 | 31.257 | 215 | 25.285 | 193 | | 9 | 1:29.773 | 33.896 | 185 | 30.372 | 217 | 25.505 | 194 | 234 |
| 5 | 1:30.024 | 34.210 | 184 | 30.410 | 216 | 25.404 | 178 | 233 | 10 | 1:53.513 | 36.344 | 184 | 31.699 | 192 | 45.470 | | 214 |

| | | | | | | | | | | | | | | | | | |
|-----------|----------------------------------|----------|-----|---------------|-----|---------------|-----|-----|---------------------------------------|----------|----------|------------|--------|------------|--------|------------|------------|
| 13 | David Jahn, DEU/ Sven Barth, DEU | | | | | | | | theoretical besttime: 1:29.434 | | | | | | | | |
| 1 | 2:24.801 | 1:02.971 | 172 | 35.133 | 218 | 46.697 | | | 6 | 2:41.435 | 1:42.674 | 189 | 31.534 | 226 | 27.227 | 201 | |
| 2 | 1:51.303 | 53.533 | 185 | 31.933 | 223 | 25.837 | 197 | | 7 | 1:30.906 | 34.072 | 190 | 30.739 | 227 | 26.095 | 195 | 243 |
| 3 | 1:30.571 | 34.265 | 187 | 30.985 | 224 | 25.321 | 199 | 240 | 8 | 1:30.504 | 34.041 | 192 | 30.832 | 226 | 25.631 | 199 | 241 |
| 4 | 1:29.631 | 33.901 | 189 | 30.553 | 226 | 25.177 | 200 | 241 | 9 | 1:29.689 | 33.704 | 192 | 30.584 | 228 | 25.401 | 200 | 243 |
| 5 | 1:48.728 | 33.928 | 187 | 31.403 | 224 | 43.397 | 242 | | 10 | 1:49.179 | 33.908 | 191 | 30.759 | 227 | 44.512 | | 244 |

| | | | | | | | | | | | | | | | | | |
|-----------|--|----------|------------|---------------|------------|---------------|------------|-----|---------------------------------------|----------|---------------|-----|--------|-----|--------|-----|------------|
| 14 | Florian Spengler, DEU/ Ryan Sharp, GBR | | | | | | | | theoretical besttime: 1:32.831 | | | | | | | | |
| 1 | 2:16.678 | 1:10.642 | 164 | 36.866 | 198 | 29.170 | 189 | | 5 | 1:51.206 | 34.787 | 186 | 32.256 | 220 | 44.163 | | 238 |
| 2 | 1:34.817 | 35.820 | 185 | 32.252 | 218 | 26.745 | 193 | 229 | 6 | 5:19.155 | 4:19.776 | 167 | 32.405 | 219 | 26.974 | 195 | |
| 3 | 1:35.880 | 36.479 | 184 | 32.074 | 219 | 27.327 | 192 | 231 | 7 | 2:17.984 | 36.640 | 186 | 52.789 | 141 | 48.555 | | 236 |
| 4 | 1:33.151 | 35.107 | 187 | 31.822 | 220 | 26.222 | 195 | 212 | | | | | | | | | |

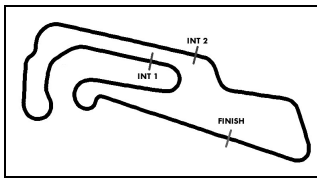
| | | | | | | | | | | | | | | | | | |
|-----------|-------------------------------------|----------|-----|--------|-----|--------|-----|------------|---------------------------------------|-----------------|---------------|------------|---------------|------------|---------------|------------|-----|
| 16 | Rahel Frey, CHE/ Philip Geipel, DEU | | | | | | | | theoretical besttime: 1:29.131 | | | | | | | | |
| 1 | 2:23.835 | 1:06.327 | 123 | 43.348 | 121 | 34.160 | 179 | | 6 | 1:30.285 | 34.284 | 184 | 30.603 | 216 | 25.398 | 192 | 232 |
| 2 | 1:38.620 | 38.541 | 171 | 34.117 | 215 | 25.962 | 192 | 183 | 7 | 1:29.512 | 34.219 | 185 | 30.302 | 217 | 24.991 | 193 | 232 |
| 3 | 1:31.113 | 34.414 | 184 | 30.899 | 217 | 25.800 | 192 | 232 | 8 | 1:29.203 | 33.943 | 185 | 30.262 | 217 | 24.998 | 193 | 233 |
| 4 | 1:51.853 | 37.427 | 139 | 30.962 | 217 | 43.464 | | 234 | 9 | 1:31.442 | 33.878 | 186 | 31.913 | 215 | 25.651 | 193 | 233 |
| 5 | 2:36.461 | 1:39.660 | 181 | 30.910 | 216 | 25.891 | 192 | | 10 | 1:49.522 | 34.876 | 185 | 30.539 | 216 | 44.107 | | 227 |

| | | | | | | | | | | | | | | | | | |
|-----------|--|---------------|------------|---------------|------------|--------|-----|------------|---------------------------------------|-----------------|----------|-----|---------------|-----|---------------|------------|-----|
| 17 | Remo Lips, CHE/ Lennart Marioneck, DEU | | | | | | | | theoretical besttime: 1:30.536 | | | | | | | | |
| 1 | 3:18.834 | 2:09.153 | 168 | 38.730 | 206 | 30.951 | 160 | | 6 | 2:55.291 | 1:57.432 | 180 | 31.590 | 224 | 26.269 | 198 | |
| 2 | 1:34.942 | 36.091 | 187 | 32.153 | 222 | 26.698 | 198 | 225 | 7 | 1:31.912 | 34.571 | 187 | 31.100 | 224 | 26.241 | 201 | 216 |
| 3 | 1:33.988 | 35.886 | 188 | 31.718 | 197 | 26.384 | 199 | 188 | 8 | 1:30.575 | 34.228 | 189 | 30.815 | 225 | 25.532 | 200 | 242 |
| 4 | 1:31.581 | 34.189 | 190 | 30.815 | 224 | 26.577 | 199 | 241 | 9 | 1:53.706 | 35.745 | 189 | 32.264 | 202 | 45.697 | | 219 |
| 5 | 1:48.700 | 34.279 | 191 | 30.960 | 226 | 43.461 | | 242 | | | | | | | | | |

| | | | | | | | | | | | | | | | | | |
|-----------|---|----------|-----|--------|-----|--------|------------|------------|---------------------------------------|-----------------|---------------|------------|---------------|------------|---------------|-----|-----|
| 18 | Toni Seiler, CHE/ Jeroen Bleekemolen, NLD | | | | | | | | theoretical besttime: 1:29.103 | | | | | | | | |
| 1 | 2:42.907 | 1:21.923 | 175 | 34.801 | 210 | 46.183 | | | 4 | 1:29.835 | 33.813 | 192 | 30.555 | 227 | 25.467 | 199 | 244 |
| 2 | 2:15.632 | 1:17.842 | 188 | 31.796 | 225 | 25.994 | 201 | | 5 | 1:29.103 | 33.687 | 193 | 30.357 | 228 | 25.059 | 199 | 242 |
| 3 | 1:30.339 | 34.117 | 191 | 30.931 | 227 | 25.291 | 200 | 244 | 6 | 1:49.644 | 34.746 | 190 | 31.305 | 227 | 43.593 | | 229 |

| | | | | | | | | | | | | | | | | | |
|-----------|--|---------------|-----|---------------|-----|--------|------------|-----|---------------------------------------|----------|----------|------------|--------|------------|---------------|-----|------------|
| 19 | Claudia Hürtgen, DEU/ Dominik Baumann, AUT | | | | | | | | theoretical besttime: 1:28.044 | | | | | | | | |
| 1 | 2:55.050 | 1:49.056 | 151 | 37.321 | 200 | 28.673 | 190 | | 6 | 2:34.447 | 1:36.543 | 184 | 30.704 | 221 | 27.200 | 195 | |
| 2 | 1:32.540 | 35.871 | 182 | 30.912 | 219 | 25.757 | 193 | 229 | 7 | 1:29.887 | 34.094 | 184 | 30.182 | 220 | 25.611 | 194 | 236 |
| 3 | 1:29.841 | | | | 217 | 25.191 | 194 | 235 | 8 | 1:28.835 | 33.740 | 184 | 30.224 | 219 | 24.871 | 194 | 235 |
| 4 | 1:28.400 | 33.703 | 184 | 29.845 | 219 | 24.852 | 196 | 233 | 9 | 1:28.935 | 33.618 | 186 | 30.492 | 220 | 24.825 | 196 | 235 |
| 5 | 1:45.108 | 33.374 | 184 | 29.942 | 219 | 41.792 | 236 | | 10 | 1:45.678 | 33.453 | 186 | 30.001 | 220 | 42.224 | | 234 |

| | | | | | | | | | | | | | | | | | |
|-----------|--|---------------|------------|--------|-----|---------------|-----|-----|---------------------------------------|----------|----------|-----|---------------|------------|--------|------------|------------|
| 20 | Max Sandritter, DEU/ Jens Klingmann, DEU | | | | | | | | theoretical besttime: 1:28.647 | | | | | | | | |
| 1 | 2:02.665 | 59.318 | 147 | 34.286 | 202 | 29.061 | 190 | | 6 | 1:46.314 | 33.834 | 183 | 29.897 | 218 | 42.583 | | 234 |
| 2 | 1:31.892 | 35.296 | 181 | 30.790 | 218 | 25.806 | 192 | 227 | 7 | 2:25.921 | 1:30.411 | 182 | 30.306 | 218 | 25.204 | 195 | |
| 3 | 1:30.364 | 34.781 | 182 | 30.426 | 217 | 25.157 | 194 | 233 | 8 | 1:29.075 | 34.006 | 183 | 29.936 | 219 | 25.133 | 196 | 234 |
| 4 | 1:29.719 | 34.162 | 184 | 30.565 | 217 | 24.992 | 193 | 234 | 9 | 1:29.085 | 33.870 | 185 | 30.023 | 219 | 25.192 | 194 | 233 |
| 5 | 1:28.920 | 33.758 | 185 | 30.139 | 218 | 25.023 | 194 | 234 | 10 | 1:47.596 | 33.852 | 183 | 30.264 | 221 | 43.480 | | 234 |



ADAC GT Masters

Lap analysis Warm Up



Provisional

Oschersleben, Length: 3696 m

Air temperature: 14.2°C

Track temperature: 18.1°C

Weather condition: Dry



Reg. Nr.: 115/2014

Sunday 27.4.2014 08:00

| Lap | Time | SE1 | SP1 | SE2 | SP2 | SE3 | SP3 | TSP | Lap | Time | SE1 | SP1 | SE2 | SP2 | SE3 | SP3 | TSP |
|-----------|---------------------------------|--------|-----|--------|-----|--------|-----|-----|---------------------------------------|-----------------|----------|------------|---------------|------------|---------------|------------|------------|
| 21 | Luca Ludwig, DEU/ Alon Day, ISR | | | | | | | | theoretical besttime: 1:29.457 | | | | | | | | |
| 1 | 2:00.385 | 56.771 | 176 | 34.867 | 163 | 28.747 | 194 | | 6 | 1:29.806 | 33.937 | 188 | 30.658 | 223 | 25.211 | 195 | 239 |
| 2 | 1:31.734 | 34.964 | 184 | 31.064 | 222 | 25.706 | 196 | 236 | 7 | 1:47.570 | 34.024 | 187 | 30.524 | 223 | 43.022 | | 238 |
| 3 | 1:37.565 | 35.082 | 185 | 34.693 | 151 | 27.790 | 196 | 238 | 8 | 2:28.245 | 1:31.777 | 186 | 30.995 | 223 | 25.473 | 197 | |
| 4 | 1:29.848 | | | | 223 | 25.373 | 196 | 238 | 9 | 1:29.513 | 33.931 | 187 | 30.315 | 223 | 25.267 | 196 | 241 |
| 5 | 1:29.684 | 33.989 | 186 | 30.462 | 223 | 25.233 | 195 | 239 | 10 | 1:49.639 | 35.708 | 187 | 31.211 | 223 | 42.720 | | 212 |

| | | | | | | | | | | | | | | | | | |
|-----------|-------------------------------------|----------|-----|--------|-----|--------|-----|-----|---------------------------------------|-----------------|----------|------------|---------------|------------|---------------|------------|------------|
| 23 | Jan Seyffarth, DEU/ Maro Engel, DEU | | | | | | | | theoretical besttime: 1:29.461 | | | | | | | | |
| 1 | 2:16.961 | 1:08.973 | 139 | 36.840 | 154 | 31.148 | 176 | | 6 | 1:29.461 | 33.776 | 186 | 30.503 | 220 | 25.182 | 195 | 234 |
| 2 | 1:34.703 | 36.625 | 183 | 31.860 | 220 | 26.218 | 193 | 225 | 7 | 1:46.691 | 33.823 | 186 | 30.686 | 220 | 42.182 | | 236 |
| 3 | 1:31.701 | 35.006 | 185 | 31.161 | 219 | 25.534 | 194 | 235 | 8 | 2:27.856 | 1:31.294 | 184 | 31.012 | 221 | 25.550 | 194 | |
| 4 | 1:30.715 | 34.386 | 186 | 30.985 | 219 | 25.344 | 194 | 235 | 9 | 1:29.794 | 34.001 | 186 | 30.563 | 220 | 25.230 | 195 | 236 |
| 5 | 1:29.716 | 33.849 | 186 | 30.645 | 220 | 25.222 | 193 | 235 | 10 | 1:48.410 | 33.978 | 187 | 30.496 | 220 | 43.936 | | 236 |

| | | | | | | | | | | | | | | | | | |
|-----------|--|---------------|-----|--------|------------|--------|-----|------------|---------------------------------------|-----------------|--------|------------|---------------|-----|---------------|------------|-----|
| 24 | Albert von Thurn und Taxis, DEU/ Tomas Enge, CZE | | | | | | | | theoretical besttime: 1:30.854 | | | | | | | | |
| 1 | 2:26.771 | 1:07.006 | 174 | 34.532 | 222 | 45.233 | | | 6 | 1:31.148 | 34.096 | 193 | 31.128 | 229 | 25.924 | 201 | 246 |
| 2 | 3:05.623 | 2:03.182 | 128 | 34.336 | 225 | 28.105 | 200 | | 7 | 1:30.910 | 34.057 | 191 | 31.021 | 229 | 25.832 | 202 | 246 |
| 3 | 1:33.519 | 35.389 | 191 | 31.948 | 229 | 26.182 | 201 | 245 | 8 | 1:31.551 | 34.270 | 193 | 31.270 | 229 | 26.011 | 202 | 246 |
| 4 | 1:32.237 | 34.510 | 191 | 31.547 | 229 | 26.180 | 202 | 246 | 9 | 1:31.841 | 34.047 | 191 | 31.631 | 230 | 26.163 | 202 | 246 |
| 5 | 1:31.458 | 34.001 | 192 | 31.459 | 230 | 25.998 | 201 | 246 | 10 | 1:48.707 | 34.711 | 192 | 31.247 | 230 | 42.749 | | 224 |

| | | | | | | | | | | | | | | | | | |
|-----------|------------------------------------|----------|-----|--------|------------|--------|------------|-----|---------------------------------------|-----------------|--------|------------|---------------|-----|---------------|-----|------------|
| 25 | Marc A. Hayek, CHE/ Peter Kox, NLD | | | | | | | | theoretical besttime: 1:31.630 | | | | | | | | |
| 1 | 2:22.469 | 1:10.195 | 140 | 40.513 | 156 | 31.761 | 189 | | 7 | 1:32.018 | 34.535 | 187 | 31.484 | 219 | 25.999 | 194 | 234 |
| 2 | 1:37.098 | 36.890 | 182 | 33.354 | 216 | 26.854 | 193 | 217 | 8 | 1:31.653 | 34.201 | 186 | 31.496 | 219 | 25.956 | 195 | 234 |
| 3 | 1:33.583 | 35.053 | 186 | 32.199 | 218 | 26.331 | 195 | 232 | 9 | 1:34.411 | 35.775 | 186 | 31.700 | 192 | 26.936 | 195 | 212 |
| 4 | 1:33.619 | 35.300 | 186 | 32.130 | 220 | 26.189 | 195 | 235 | 10 | 1:32.280 | 34.464 | 186 | 31.473 | 219 | 26.343 | 193 | 235 |
| 5 | 1:32.365 | 34.633 | 185 | 31.717 | 219 | 26.015 | 196 | 235 | 11 | 1:51.541 | 34.983 | 188 | 31.988 | 218 | 44.570 | | 234 |
| 6 | 1:32.080 | 34.469 | 185 | 31.483 | 220 | 26.128 | 195 | 234 | | | | | | | | | |

| | | | | | | | | | | | | | | | | | |
|-----------|--|--------|-----|--------|------------|---------------|------------|------------|---------------------------------------|----------|---------------|------------|---------------|-----|--------|-----|-----|
| 26 | Maximilian Buhk, DEU/ Maximilian Götz, DEU | | | | | | | | theoretical besttime: 1:29.844 | | | | | | | | |
| 1 | 1:56.648 | 53.026 | 164 | 35.631 | 130 | 27.991 | 191 | | 7 | 1:30.626 | 34.707 | 187 | 30.470 | 221 | 25.449 | 194 | 236 |
| 2 | 1:32.724 | 35.377 | 185 | 31.520 | 219 | 25.827 | 194 | 233 | 8 | 1:30.817 | 34.081 | 187 | 30.425 | 221 | 26.311 | 194 | 236 |
| 3 | 1:30.737 | 34.466 | 185 | 30.791 | 220 | 25.480 | 195 | 235 | 9 | 1:30.426 | 34.450 | 187 | 30.603 | 221 | 25.373 | 194 | 237 |
| 4 | 1:30.129 | 34.174 | 186 | 30.617 | 221 | 25.338 | 195 | 237 | 10 | 1:30.239 | 34.235 | 187 | 30.560 | 220 | 25.444 | 193 | 237 |
| 5 | 1:30.196 | 34.104 | 187 | 30.572 | 221 | 25.520 | 194 | 237 | 11 | 1:49.310 | 34.577 | 187 | 31.160 | 216 | 43.573 | | 228 |
| 6 | 1:30.369 | 34.186 | 187 | 30.602 | 221 | 25.581 | 193 | 237 | | | | | | | | | |

| | | | | | | | | | | | | | | | | | |
|-----------|---|--------|------------|--------|-----|--------|-----|------------|---------------------------------------|-----------------|----------|-----|---------------|------------|---------------|------------|-----|
| 27 | Luca Stolz, DEU/ Heinz-Harald Frentzen, DEU | | | | | | | | theoretical besttime: 1:30.409 | | | | | | | | |
| 1 | 1:58.662 | 55.325 | 174 | 35.089 | 161 | 28.248 | 192 | | 6 | 2:30.772 | 1:33.987 | 187 | 31.167 | 223 | 25.618 | 196 | |
| 2 | 1:33.112 | 35.387 | 185 | 31.652 | 222 | 26.073 | 195 | 235 | 7 | 1:31.149 | 34.464 | 187 | 30.778 | 221 | 25.907 | 194 | 238 |
| 3 | 1:31.203 | 34.588 | 188 | 30.903 | 222 | 25.712 | 197 | 238 | 8 | 1:31.208 | 34.896 | 187 | 30.792 | 224 | 25.520 | 197 | 236 |
| 4 | 1:33.092 | 34.645 | 154 | 32.215 | 195 | 26.232 | 195 | 239 | 9 | 1:30.450 | 34.395 | 187 | 30.494 | 223 | 25.561 | 196 | 238 |
| 5 | 1:48.774 | 34.430 | 187 | 30.923 | 221 | 43.421 | | 239 | 10 | 1:49.025 | 34.795 | 188 | 31.394 | 222 | 42.836 | | 238 |

| | | | | | | | | | | | | | | | | | |
|------------|--|----------|-----|---------------|------------|--------|-----|-----|---------------------------------------|-----------------|----------|------------|--------|------------|---------------|------------|------------|
| 100 | Florian Stoll, DEU/ Daniel Dobitsch, AUT | | | | | | | | theoretical besttime: 1:28.910 | | | | | | | | |
| 1 | 2:19.727 | 1:13.048 | 164 | 37.865 | 174 | 28.814 | 190 | | 6 | 1:46.683 | 33.772 | 185 | 30.457 | 218 | 42.454 | | 232 |
| 2 | 1:36.629 | 35.974 | 183 | 31.288 | 217 | 29.367 | 191 | 229 | 7 | 2:30.592 | 1:33.527 | 182 | 31.484 | 218 | 25.581 | 194 | |
| 3 | 1:30.831 | 34.070 | 182 | 30.750 | 218 | 26.011 | 186 | 231 | 8 | 1:29.065 | 33.919 | 185 | 30.192 | 218 | 24.954 | 195 | 233 |
| 4 | 1:29.446 | 33.994 | 184 | 30.184 | 218 | 25.268 | 193 | 230 | 9 | 1:29.745 | 34.213 | 185 | 30.319 | 217 | 25.213 | 193 | 234 |
| 5 | 1:29.166 | 33.890 | 184 | 30.267 | 217 | 25.009 | 192 | 233 | 10 | 1:49.787 | 35.270 | 185 | 31.378 | 217 | 43.139 | | 204 |