



ADAC GT Masters

Result List Qualifying 2



Provisional

Oschersleben, Length: 3696 m

Air temperature: °C

Track temperature: °C

Weather condition: Dry



Reg. Nr.: 115/2014

Amended
25.4.2014 - 22:10

Friday 25.4.2014 17:05

started : 26 classified : 25 not classified : 1

	Drivers	Team	Car	Lap	Best Time	Gap	Diff	Kph	Day Time
1	10 K.van der Linde/R.Rast	Prosperia C. Abt Racing	Audi R8 LMS ultra	6	1:27.410			152,2	17:26:15
2	25 M.Hayek(*G*)/P.Kox	Blancpain Racing	Lamborghini Gallardo FL2	11	1:27.467	0.057	0.057	152,1	17:31:00
3	11 F.Hamprecht/N.Thiim	Prosperia C. Abt Racing	Audi R8 LMS ultra	4	1:27.495	0.085	0.028	152,1	17:22:19
4	19 C.Hürtgen/D.Baumann	PIXUM Team Schubert	BMW Z4 GT3	6	1:27.520	0.110	0.025	152,0	17:25:40
5	3 C.Engelhart/J.van Laagen	GW IT Racing Team	Porsche 911 GT3 R	3	1:27.561	0.151	0.041	152,0	17:21:55
6	20 M.Sandritter/J.Klingmann	PIXUM Team Schubert	BMW Z4 GT3	3	1:27.563	0.153	0.002	152,0	17:22:06
7	26 M.Buhk/M.Götz	H.T.P. Motorsport	Mercedes-Benz SLS AMG GT3	3	1:27.823	0.413	0.260	151,5	17:22:35
8	12 S.Wackerbauer/M.Winkelhock	Prosperia C. Abt Racing	Audi R8 LMS ultra	6	1:27.836	0.426	0.013	151,5	17:25:21
9	1 O.Gavin/D.Keilwitz	Callaway Competition	Corvette Z06.R GT3	5	1:28.004	0.594	0.168	151,2	17:12:53
10	18 T.Seiler(*G*)/J.Bleekemolen	Callaway Competition	Corvette Z06.R GT3	8	1:28.118	0.708	0.114	151,0	17:18:18
11	2 P.Assenheimer/D.Alessi	Callaway Competition	Corvette Z06.R GT3	9	1:28.315	0.905	0.197	150,7	17:31:17
12	7 H.Handlos(*G*)/A.Renauer	TONINO Team Herberth	Porsche 911 GT3 R	5	1:28.567	1.157	0.252	150,2	17:24:59
13	6 P.Frommenwiler/S.Asch	Farnbacher Racing	Porsche 911 GT3 R	4	1:28.589	1.179	0.022	150,2	17:22:15
14	13 D.Jahn/S.Barth	RWT RACING Team	Corvette Z06.R GT3	7	1:28.601	1.191	0.012	150,2	17:24:07
15	23 J.Seyffarth/M.Engel	ROWE RACING	Mercedes-Benz SLS AMG GT3	7	1:28.614	1.204	0.013	150,2	17:20:57
16	27 L.Stolz/H.Frentzen	H.T.P. Motorsport	Mercedes-Benz SLS AMG GT3	4	1:28.632	1.222	0.018	150,1	17:23:42
17	100 F.Stoll/D.Dobitsch	kfzteile24 APR Motorsport	Audi R8 LMS ultra	4	1:28.777	1.367	0.145	149,9	17:22:58
18	24 A.von Thurn und Taxis/T.Engel	Reiter Engineering	Chevrolet Camaro GT	7	1:28.829	1.419	0.052	149,8	17:24:17
19	21 L.Ludwig/A.Day	BKK Mobil Oil Zakspeed	Mercedes-Benz SLS AMG GT3	3	1:28.839	1.429	0.010	149,8	17:14:33
20	16 R.Frey/P.Geipel	YACO Racing	Audi R8 LMS ultra	8	1:28.999	1.589	0.160	149,5	17:30:43
21	17 R.Lips(*G*)/L.Marionek	Callaway Competition	Corvette Z06.R GT3	5	1:29.406	1.996	0.407	148,8	17:25:01
22	9 D.Jöst(*G*)/F.Scholze(*G*)	TONINO Team Herberth	Porsche 911 GT3 R	3	1:29.820	2.410	0.414	148,1	17:14:16
23	14 F.Spengler/R.Sharp	MRS GT-Racing	McLaren MP4-12C GT3	6	1:30.218	2.808	0.398	147,5	17:17:12
24	4 A.Wossos(*G*)/W.Nathan(*G*)	GW IT Racing Team	Porsche 911 GT3 R	3	1:30.443	3.033	0.225	147,1	17:10:22
25	5 M.Farnbacher/N.Morcom	Farnbacher Racing	Porsche 911 GT3 R	7	1:30.675	3.265	0.232	146,7	17:19:54

exclusion

8 R.Renauer/N.Siedler TONINO Team Herberth Porsche 911 GT3 R

cancellation of the relevant lap time because track limits for car no. 2,10,26

Following stewards decision no. 20 - exclusion for car no. 8

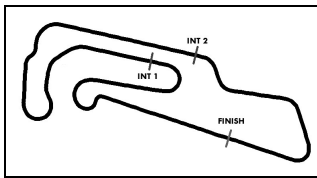
(*G*) marks the gentlemen driver

Subject to final scrutineering!

Publications Time:

Clerk of the course:

Time Keeping:



ADAC GT Masters

Lap analysis Qualifying 2



Provisional

Oschersleben, Length: 3696 m

Air temperature: 23.4°C

Track temperature: 26.6°C

Weather condition: Dry



Reg. Nr.: 115/2014

Friday 25.4.2014 17:05

Lap	Time	SE1	SP1	SE2	SP2	SE3	SP3	TSP	Lap	Time	SE1	SP1	SE2	SP2	SE3	SP3	TSP
1	Oliver Gavin, GBR/ Daniel Keilwitz, DEU								theoretical besttime: 1:27.911								
1	1:56.204	53.780	175	34.668	197	27.756	196		6	1:46.588	33.291	191	29.996	226	43.301	201	243
2	1:32.768	36.314	171	31.005	225	25.449	199	207	7	10:33.239	9:31.614	171	32.857	148	28.768	201	
3	1:28.173	33.451	190	29.811	225	24.911	200	242	8	1:28.383	33.565	191	29.815	226	25.003	200	243
4	1:28.165	33.256	191	29.812	226	25.097	198	243	9	1:36.303	34.801	170	32.622	148	28.880	201	241
5	1:28.004	33.298	191	29.862	226	24.844	200	243	10	1:28.216	33.351	191	29.983	226	24.882	200	245

2	Patrick Assenheimer, DEU/ Diego Alessi, ITA								theoretical besttime: 1:28.255								
1	7:32.377	6:28.321	160	35.672	201	28.384	201		6	5:54.018	4:51.702	140	33.647	170	28.669	201	
	1:32.934	34.891	190	31.341	224	26.702	201	242	7	1:48.855	39.094	148	38.857	100	30.904	203	167
2	1:35.336	33.743	190	30.191	226	31.402	202	243	8	1:32.341	36.174	189	30.773	226	25.394	204	244
3	1:28.415	33.413	192	30.008	227	24.994	201	244	9	1:28.315	33.319	192	30.005	227	24.991	202	246
4	1:28.368	33.259	191	30.063	227	25.046	199	244									
5	1:56.169	34.984	185	33.315	210	47.870		243									

3	Christian Engelhart, DEU/ Jaap van Laagen, NLD								theoretical besttime: 1:27.222								
1	13:56.862	12:56.809	104	33.906	178	26.147	195		5	1:27.783	33.471	186	29.666	219	24.646	196	236
2	1:31.109	34.143	186	31.851	196	25.115	196	234	6	1:27.781	33.342	188	29.932	219	24.507	196	237
3	1:27.561	33.340	186	29.560	220	24.661	197	236	7	1:42.253	36.272	165	36.090	130	29.891	196	220
4	1:32.621	33.155	186	31.462	167	28.004	197	237									

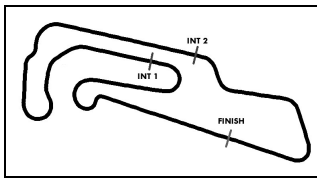
4	Antonios Wossos, GRC/ Wolf Nathan, NLD								theoretical besttime: 1:30.420								
1	2:20.326	1:15.596	173	36.540	205	28.190	191		4	1:31.368	34.482	180	30.867	218	26.019	195	234
2	1:31.912	34.826	182	31.297	216	25.789	197	233	5	1:31.286	33.981	187	31.373	216	25.932	194	236
3	1:30.443	34.004	182	30.861	217	25.578	193	235									

5	Mario Farnbacher, DEU/ Nathan Morcom, AUS								theoretical besttime: 1:30.617								
1	5:42.034	4:33.525	151	37.573	144	30.936	192		5	1:31.314	34.337	181	31.432	222	25.545	197	239
2	1:35.681	35.752	186	32.971	218	26.958	196	235	6	1:30.876	34.164	187	31.258	220	25.454	197	240
3	1:32.108	34.696	189	31.550	220	25.862	197	238	7	1:30.675	34.051	188	31.316	221	25.308	197	240
4	1:31.487	34.570	188	31.470	221	25.447	197	239									

6	Philipp Frommenwiler, CHE/ Sebastian Asch, DEU								theoretical besttime: 1:28.546								
1	12:48.114	11:47.662	183	33.536	199	26.916	197		6	1:29.069	33.689	188	30.290	221	25.090	198	239
2	1:30.123	33.620	187	31.398	220	25.105	198	238	7	1:35.635	35.521	185	32.651	202	27.463	170	239
3	1:28.715	33.591	189	30.284	220	24.840	197	239	8	1:34.744	37.316	186	31.372	216	26.056	198	172
4	1:28.589	33.567	190	30.139	221	24.883	197	240									
5	1:33.840	36.162	167	30.902	216	26.776	197	240									

7	Herbert Handlos, AUT/ Alfred Renauer, DEU								theoretical besttime: 1:28.222								
1	13:53.530	12:48.527	171	37.446	205	27.557	193		6	1:28.800	33.441	190	29.978	222	25.381	197	240
2	1:35.712	36.530	181	33.480	217	25.702	197	230	7	1:39.305	37.235	185	33.648	117	28.422	197	169
3	1:28.915	33.584	189	30.253	221	25.078	198	240	8	1:28.805	33.618	189	30.190	220	24.997	198	240
4	1:32.429	33.308	189	30.282	212	28.839	198	240									
5	1:28.567	33.464	189	30.167	223	24.936	198	238									

8	Robert Renauer, DEU/ Norbert Siedler, AUT								theoretical besttime: 1:27.528								
1	13:29.983	12:29.744	158	34.096	217	26.143	195		5	1:45.492	34.075	185	44.351	142	27.066	197	239
2	1:29.713	33.905	187	30.285	220	25.523	197	237	6	1:28.116	33.490	188	29.882	221	24.744	197	239
3	1:27.573	33.310	188	29.715	221	24.548	197	238									
4	1:27.660	33.265	190	29.823	220	24.572	197	239									



ADAC GT Masters

Lap analysis Qualifying 2

Provisional



Oschersleben, Length: 3696 m

Air temperature: 23.4°C

Track temperature: 26.6°C

Weather condition: Dry



Reg. Nr.: 115/2014

Friday 25.4.2014 17:05

Lap	Time	SE1	SP1	SE2	SP2	SE3	SP3	TSP	Lap	Time	SE1	SP1	SE2	SP2	SE3	SP3	TSP
9 Dominik Jöst, DEU/ Florian Scholze, DEU									theoretical besttime: 1:29.460								
1	6:15.242	5:07.726	129	39.846	154	27.670	197		7	1:30.360	33.972	187	30.918	221	25.470	198	242
2	1:31.873	34.771	188	31.283	220	25.819	197	238	8	1:35.046	33.994	188	35.366	219	25.686	199	240
3	1:29.820	34.021	189	30.540	221	25.259	198	239	9	1:29.901	33.718	190	30.637	221	25.546	197	242
4	1:31.550	35.067	189	30.889	221	25.594	199	240	10	1:36.041	37.889	147	31.399	221	26.753	198	240
5	1:29.838	33.962	181	30.483	221	25.393	198	241	11	1:35.331	34.878	189	32.269	198	28.184	198	241
6	1:30.315	33.972	187	30.896	222	25.447	199	241									

10 Kelvin van der Linde, ZAF/ Rene Rast, DEU									theoretical besttime: 1:27.147								
1	12:06.821	11:01.208	153	37.751	139	27.862	189		4	1:33.778	33.070	188	30.524	152	30.184	196	236
2	1:37.461	38.897	138	31.861	217	26.703	196	224	5	1:34.703	33.235	187	29.933	211	31.535	195	235
	1:27.512	33:368	187	29:562	218	24:582	195	235	6	1:27.410	33.272	186	29.577	218	24.561	194	234
3	1:27.520	33.236	187	29.769	218	24.515	197	234									

11 Fabian Hamprecht, DEU/ Nicki Thiim, DNK									theoretical besttime: 1:27.443								
1	12:53.964	11:54.298	176	32.744	211	26.922	190		5	1:38.618	33.615	179	38.467	183	26.536	193	235
2	1:30.494	34.867	183	30.405	215	25.222	193	231	6	1:27.824	33.339	185	29.800	217	24.685	194	232
3	1:27.942	33.481	186	29.691	217	24.770	195	233									
4	1:27.495	33.151	186	29.607	217	24.737	195	235									

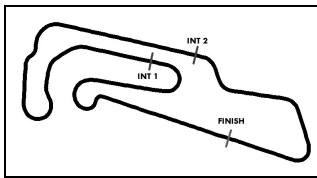
12 Stefan Wackerbauer, DEU/ Markus Winkelhock, DEU									theoretical besttime: 1:27.567								
1	12:43.076	11:43.905	180	32.649	213	26.522	194		5	1:34.398	33.288	188	34.503	177	26.607	195	234
2	1:29.308	34.180	186	30.169	217	24.959	193	233	6	1:27.836	33.427	186	29.949	217	24.460	196	234
3	1:38.792	39.968	133	34.088	216	24.736	194	234									
4	1:27.851	33.457	188	29.819	217	24.575	194	234									

13 David Jahn, DEU/ Sven Barth, DEU									theoretical besttime: 1:28.355								
1	3:55.291	2:33.679	151	35.055	194	46.557			6	1:28.621	33.450	192	30.165	224	25.006	199	241
2	7:47.873	6:50.034	186	31.578	184	26.261	198		7	1:28.601	33.509	191	30.048	225	25.044	199	241
3	1:29.371	33.793	189	30.382	224	25.196	200	240	8	1:49.474	33.986	169	32.499	222	42.989		242
4	1:28.752	33.558	190	30.271	224	24.923	200	241									
5	1:28.918	33.633	191	30.428	223	24.857	199	242									

14 Florian Spengler, DEU/ Ryan Sharp, GBR									theoretical besttime: 1:29.978								
1	4:35.203	3:32.731	179	34.815	200	27.657	194		6	1:30.218	34.087	187	30.731	219	25.400	195	238
2	1:33.938	35.212	186	32.725	218	26.001	195	236	7	1:59.117	41.339	182	33.140	214	44.638		237
3	1:30.891	34.228	188	31.000	219	25.663	194	236	8	2:59.938	2:02.164	188	31.508	218	26.266	197	
4	1:30.646	34.137	188	30.849	218	25.660	194	236									
5	1:31.308	34.160	188	30.987	218	26.161	196	236									

16 Rahel Frey, CHE/ Philip Geipel, DEU									theoretical besttime: 1:28.883								
1	15:03.160	13:53.293	106	39.985	153	29.882	186		6	1:38.725	38.200	179	33.434	167	27.091	190	148
2	1:34.695	38.168	163	31.339	215	25.188	195	227	7	1:30.899	35.108	185	30.713	215	25.078	194	194
3	1:29.085	33.835	186	30.242	215	25.008	194	233	8	1:28.999	33.837	187	30.157	215	25.005	195	234
4	1:29.064	33.845	186	30.043	217	25.176	194	233									
5	1:29.277	33.967	186	30.169	217	25.141	194	234									

17 Remo Lips, CHE/ Lennart Maroneck, DEU									theoretical besttime: 1:29.406								
1	13:46.209	12:39.188	177	38.393	140	28.628	198		5	1:29.406	33.840	192	30.337	226	25.229	201	244
2	1:35.283	35.581	101	33.715	224	25.987	200	242	6	1:51.296	34.752	192	31.463	208	45.081		244
3	1:30.423	34.221	190	30.688	225	25.514	201	243	7	3:20.672	2:23.707	184	31.355	223	25.610	200	
4	1:39.820	34.979	140	36.472	224	28.369	201	243									



ADAC GT Masters

Lap analysis Qualifying 2



Provisional

Oschersleben, Length: 3696 m

Air temperature: 23.4°C

Track temperature: 26.6°C

Weather condition: Dry



Reg. Nr.: 115/2014

Friday 25.4.2014 17:05

Lap	Time	SE1	SP1	SE2	SP2	SE3	SP3	TSP	Lap	Time	SE1	SP1	SE2	SP2	SE3	SP3	TSP
18	Toni Seiler, CHE/ Jeroen Bleekemolen, NLD								theoretical besttime: 1:28.005								
1	2:26.698	1:25.672	181	34.239	220	26.787	199		6	1:28.617	33.379	193	30.190	227	25.048	188	245
2	1:38.855	38.292	177	33.384	117	27.179	199	240	7	1:47.170	42.198	120	37.407	168	27.565	201	164
3	1:32.705	35.953	191	30.864	224	25.888	200	242	8	1:28.118	33.373	194	30.059	227	24.686	201	244
4	1:28.293	33.382	193	30.111	226	24.800	200	243									
5	1:28.354	33.398	194	30.106	227	24.850	201	244									

19	Claudia Hürtgen, DEU/ Dominik Baumann, AUT								theoretical besttime: 1:27.410								
1	8:54.502	7:23.391	95	43.917	197	47.194			5	1:27.653	33.322	186	29.700	219	24.631	198	237
2	5:48.609	4:40.881	143	36.004	199	31.724	185		6	1:27.520	33.114	187	29.665	221	24.741	197	236
3	1:34.088	36.614	181	31.482	217	25.992	197	214									
4	1:27.762	33.347	187	29.706	219	24.709	198	236									

20	Max Sandritter, DEU/ Jens Klingmann, DEU								theoretical besttime: 1:27.369								
1	14:04.360	13:02.960	175	34.379	188	27.021	194		6	1:29.599	33.414	185	29.704	221	26.481	196	237
2	1:34.242	35.281	183	31.121	124	27.840	196	230	7	1:33.595	34.012	184	32.829	144	26.754	195	237
3	1:27.563	33.345	186	29.582	218	24.636	195	235	8	1:27.924	33.510	187	29.675	219	24.739	196	236
4	1:27.611	33.266	185	29.467	219	24.878	195	234									
5	1:34.238	33.392	187	29.664	221	31.182	197	234									

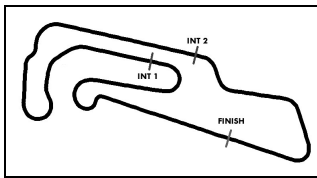
21	Luca Ludwig, DEU/ Alon Day, ISR								theoretical besttime: 1:28.778								
1	6:35.135	5:34.840	165	34.407	180	25.888	195		5	1:28.949	33.571	189	30.293	222	25.085	197	240
2	1:29.750	34.024	187	30.598	222	25.128	198	238	6	1:47.445	33.695	189	30.297	221	43.453		239
3	1:28.839	33.544	188	30.354	221	24.941	198	240									
4	1:29.035	33.628	188	30.368	222	25.039	197	239									

23	Jan Seyffarth, DEU/ Maro Engel, DEU								theoretical besttime: 1:28.509								
1	6:48.183	5:41.152	131	39.027	152	28.004	191		7	1:28.614	33.553	188	30.136	220	24.925	194	237
2	1:39.556	37.288	182	35.280	145	26.988	192	233	8	1:46.003	33.557	188	30.166	220	42.280		236
3	1:32.369	35.217	186	31.720	215	25.432	196	234	9	4:01.969	3:04.688	186	31.545	218	25.736	195	
4	1:28.620	33.607	187	30.193	219	24.820	195	236	10	1:34.206	33.877	187	32.610	124	27.719	196	236
5	1:31.728	33.602	188	31.484	180	26.642	196	236	11	1:32.392	33.737	188	30.483	219	28.172	197	237
6	1:28.669	33.588	187	30.235	219	24.846	195	237									

24	Albert von Thurn und Taxis, DEU/ Tomas Enge, CZE								theoretical besttime: 1:28.565								
1	2:03.770	1:03.682	180	33.457	223	26.631	202		7	1:28.829	33.433	195	30.370	230	25.026	202	249
2	1:29.558	33.919	194	30.437	230	25.202	202	247	8	1:28.866	33.352	193	30.334	231	25.180	201	249
3	1:29.254	33.564	195	30.187	231	25.503	203	247	9	1:31.178	34.430	193	30.605	230	26.143	202	245
4	1:29.541	33.517	194	30.615	230	25.409	202	248	10	1:33.849	34.518	192	30.770	229	28.561	202	247
5	1:46.396	33.731	192	30.715	228	41.950		248	11	1:29.403	33.617	193	30.441	231	25.345	201	249
6	9:30.007	8:33.784	194	30.817	230	25.406	203										

25	Marc A. Hayek, CHE/ Peter Kox, NLD								theoretical besttime: 1:27.467								
1	10:31.623	9:30.830	175	33.862	212	26.931	193		7	1:31.402	33.342	188	29.986	220	28.074	151	236
2	1:32.317	35.538	185	31.366	217	25.413	197	232	8	1:39.573	41.771	169	32.570	217	25.232	197	179
3	1:28.260	33.717	187	29.838	220	24.705	198	235	9	1:46.916	36.263	127	41.426	135	29.227	188	213
4	1:35.538	33.331	189	36.082	176	26.125	198	238	10	1:31.537	34.904	187	31.352	217	25.281	198	233
5	1:27.680	33.268	189	29.732	220	24.680	196	236	11	1:27.467	33.173	190	29.700	220	24.594	197	237
6	1:27.838	33.311	190	29.758	220	24.769	196	236									

26	Maximilian Buhk, DEU/ Maximilian Götz, DEU								theoretical besttime: 1:27.670								
1	13:09.047	12:07.927	178	34.878	146	26.242	197		5	1:27.829	33.399	191	29.739	223	24.691	198	239
2	1:31.318	34.331	183	31.215	217	25.772	197	238	6	1:38.293	36.174	177	34.329	158	27.790	197	227
	1:27.585	33.347	190	29.632	222	24.606	198	239	7	1:34.934	37.322	179	31.944	216	25.668	198	198
3	1:27.823	33.379	190	29.727	222	24.717	198	239	8	1:28.004	33.389	190	29.743	223	24.872	197	239
4	1:31.094	34.280	188	31.597	218	25.217	197	239									



ADAC GT Masters

Lap analysis Qualifying 2

Provisional



Oschersleben, Length: 3696 m

Air temperature: 23.4°C

Track temperature: 26.6°C

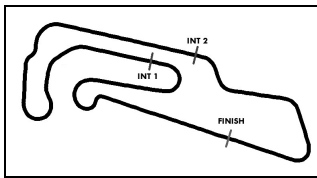
Weather condition: Dry

DMSB Reg. Nr.: 115/2014
Deutscher Motor Sport Bund e.V.

Friday 25.4.2014 17:05

Lap	Time	SE1	SP1	SE2	SP2	SE3	SP3	TSP	Lap	Time	SE1	SP1	SE2	SP2	SE3	SP3	TSP
27	Luca Stolz, DEU/ Heinz-Harald Frentzen, DEU								theoretical besttime: 1:28.615								
1	14:11.664	13:10.131	170	34.280	194	27.253	194		4	1:28.632	33.461	189	30.077	222	25.094	197	240
2	1:33.239	35.187	185	31.089	217	26.963	195	237	5	1:34.894	34.926	180	33.448	197	26.520	197	239
3	1:28.919	33.673	189	30.060	221	25.186	197	238									

Lap	Time	SE1	SP1	SE2	SP2	SE3	SP3	TSP	Lap	Time	SE1	SP1	SE2	SP2	SE3	SP3	TSP
100	Florian Stoll, DEU/ Daniel Dobitsch, AUT								theoretical besttime: 1:28.613								
1	13:31.187	12:31.022	179	33.799	213	26.366	192		5	1:37.014	34.533	162	35.234	152	27.247	192	234
2	1:29.558	34.053	185	30.339	217	25.166	194	232	6	1:29.157	33.713	185	30.211	214	25.233	192	232
3	1:28.873	33.578	184	30.089	216	25.206	194	234	7	1:44.879	40.101	158	34.850	161	29.928	179	188
4	1:28.777	33.551	186	30.253	213	24.973	194	233									



ADAC GT Masters

Vmax list Qualifying 2

Provisional



Oschersleben, Length: 3696 m

Air temperature: 23.4°C

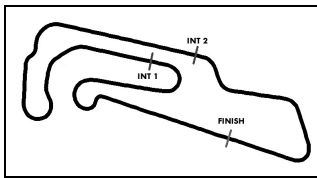
Track temperature: 26.6°C

Weather condition: Dry

DMSB Reg. Nr.: 115/2014
Deutscher Motor Sport Bund e.V.

Friday 25.4.2014 17:05

Nr	Team, Car, Driver, Nat	Top speed
24	Reiter Engineering, Chevrolet Camaro GT von Thurn und Taxis Albert , DEU Enge Tomas , CZE	249,26 km/h
2	Callaway Competition, Corvette Z06.R GT3 Assenheimer Patrick , DEU Alessi Diego , ITA	245,94 km/h
18	Callaway Competition, Corvette Z06.R GT3 Seiler Toni , CHE Bleekemolen Jeroen , NLD	245,21 km/h
1	Callaway Competition, Corvette Z06.R GT3 Gavin Oliver , GBR Keilwitz Daniel , DEU	245,16 km/h
17	Callaway Competition, Corvette Z06.R GT3 Lips Remo , CHE Marioneck Lennart , DEU	244,10 km/h
13	RWT RACING Team, Corvette Z06.R GT3 Jahn David , DEU Barth Sven , DEU	242,44 km/h
9	TONINO Team Herberth, Porsche 911 GT3 R Jöst Dominik , DEU Scholze Florian , DEU	242,17 km/h
7	TONINO Team Herberth, Porsche 911 GT3 R Handlos Herbert , AUT Renauer Alfred , DEU	240,38 km/h
6	Farnbacher Racing, Porsche 911 GT3 R Frommenwiler Philipp , CHE Asch Sebastian , DEU	239,89 km/h
21	BKK Mobil Oil Zakspeed, Mercedes-Benz SLS AMG GT3 Ludwig Luca , DEU Day Alon , ISR	239,89 km/h
5	Farnbacher Racing, Porsche 911 GT3 R Farnbacher Mario , DEU Morcom Nathan , AUS	239,79 km/h
27	H.T.P. Motorsport, Mercedes-Benz SLS AMG GT3 Stolz Luca , DEU Frentzen Heinz-Harald , DEU	239,68 km/h
26	H.T.P. Motorsport, Mercedes-Benz SLS AMG GT3 Buhk Maximilian , DEU Götz Maximilian , DEU	239,46 km/h
8	TONINO Team Herberth, Porsche 911 GT3 R Renauer Robert , DEU Siedler Norbert , AUT	239,04 km/h



ADAC GT Masters

Vmax list Qualifying 2

Provisional



Oschersleben, Length: 3696 m

Air temperature: 23.4°C

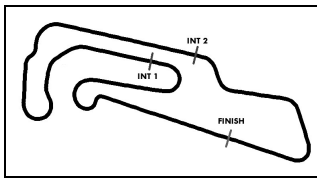
Track temperature: 26.6°C

Weather condition: Dry

DMSB Reg. Nr.: 115/2014
Deutscher Motor Sport Bund e.V.

Friday 25.4.2014 17:05

Nr	Team, Car, Driver, Nat	Top speed
23	ROWE RACING, Mercedes-Benz SLS AMG GT3 Seyffarth Jan , DEU Engel Maro , DEU	237,61 km/h
14	MRS GT-Racing, McLaren MP4-12C GT3 Spengler Florian , DEU Sharp Ryan , GBR	237,61 km/h
25	Blancpain Racing, Lamborghini Gallardo FL2 Hayek Marc A. , CHE Kox Peter , NLD	237,50 km/h
3	GW IT Racing Team, Porsche 911 GT3 R Engelhart Christian , DEU van Laagen Jaap , NLD	237,19 km/h
20	PIXUM Team Schubert, BMW Z4 GT3 Sandritter Max , DEU Klingmann Jens , DEU	237,08 km/h
19	PIXUM Team Schubert, BMW Z4 GT3 Hürtgen Claudia , DEU Baumann Dominik , AUT	236,56 km/h
10	Prosperia C. Abt Racing, Audi R8 LMS ultra van der Linde Kelvin , ZAF Rast Rene , DEU	236,40 km/h
4	GW IT Racing Team, Porsche 911 GT3 R Wossos Antonios , GRC Nathan Wolf , NLD	236,35 km/h
11	Prosperia C. Abt Racing, Audi R8 LMS ultra Hamprecht Fabian , DEU Thiim Nicki , DNK	235,37 km/h
12	Prosperia C. Abt Racing, Audi R8 LMS ultra Wackerbauer Stefan , DEU Winkelhock Markus , DEU	234,49 km/h
100	kfzteile24 APR Motorsport, Audi R8 LMS ultra Stoll Florian , DEU Dobitsch Daniel , AUT	234,44 km/h
16	YACO Racing, Audi R8 LMS ultra Frey Rahel , CHE Geipel Philip , DEU	234,29 km/h



ADAC GT Masters

Start Grid Race 2



Provisional

Oschersleben, Length: 3696 m

Air temperature: 14.2°C

Track temperature: 18.2°C

Weather condition: Dry

DMSB Reg. Nr.: 115/2014
Deutscher Motor Sport Bund e.V.

Sunday 27.4.2014 12:00

POLE POSITION

10 Prosperia C. Abt Racing Kelvin van der Linde/ Rene Rast*	1:27.410
11 Prosperia C. Abt Racing Fabian Hamprecht/ Nicki Thiim*	1:27.495
3 GW IT Racing Team Christian Engelhart/ Jaap van Lagen*	1:27.561
26 H.T.P. Motorsport Maximilian Buhk/ Maximilian Götz*	1:27.823
1 Callaway Competition Oliver Gavin/ Daniel Keilwitz*	1:28.004
2 Callaway Competition Patrick Assenheimer/ Diego Alessi*	1:28.315
6 Farnbacher Racing Philipp Frommenwiler/ Sebastian Asch*	1:28.589
23 ROWE RACING Jan Seyffarth/ Maro Engel*	1:28.614
100 kfzteile24 APR Motorsport Florian Stoll/ Daniel Dobitsch*	1:28.777
21 BKK Mobil Oil Zakspeed Luca Ludwig/ Alon Day*	1:28.839
17 Callaway Competition Remo Lips/ Lennart Marioneck*	1:29.406
14 MRS GT-Racing Florian Spengler/ Ryan Sharp*	1:30.218
5 Farnbacher Racing Mario Farnbacher/ Nathan Morcom*	1:30.675

25 Blancpain Racing Marc A. Hayek/ Peter Kox*	1:27.467
19 PIXUM Team Schubert Claudia Hürtgen/ Dominik Baumann*	1:27.520
20 PIXUM Team Schubert Max Sandritter/ Jens Klingmann*	1:27.563
12 Prosperia C. Abt Racing Stefan Wackerbauer/ Markus Winkelhock*	1:27.836
18 Callaway Competition Toni Seiler/ Jeroen Bleekemolen*	1:28.118
7 TONINO Team Herberth Herbert Handlos/ Alfred Renauer*	1:28.567
13 RWT RACING Team David Jahn/ Sven Barth*	1:28.601
27 H.T.P. Motorsport Luca Stolz/ Heinz-Harald Frentzen*	1:28.632
24 Reiter Engineering Albert von Thurn und Taxis/ Tomas Enge*	1:28.829
16 YACO Racing Rahel Frey/ Philip Geipel*	1:28.999
9 TONINO Team Herberth Dominik Jöst/ Florian Scholze*	1:29.820
4 GW IT Racing Team Antonios Wossos/ Wolf Nathan*	1:30.443
8 TONINO Team Herberth Robert Renauer/ Norbert Siedler*	

* Marks the starting driver

Publications Time:

Clerk of the course:

Time Keeping: