

ADAC GT Masters

Result List Qualifying 1



Provisional

Amended
25.4.2014 - 22:06

Oschersleben, Length: 3696 m

Air temperature: °C

Track temperature: °C

Weather condition: Dry



Reg. Nr.: 115/2014

Friday 25.4.2014 16:30

started : 26 classified : 25 not classified : 1

	Drivers	Team	Car	Lap	Best Time	Gap	Diff	Kph	Day Time
1	10 K.van der Linde/R.Rast	Prosperia C. Abt Racing	Audi R8 LMS ultra	7	1:28.096			151,0	16:49:02
2	3 C.Engelhart/J.van Laagen	GW IT Racing Team	Porsche 911 GT3 R	5	1:28.098	0.002	0.002	151,0	16:49:56
3	26 M.Buhk/M.Götz	H.T.P. Motorsport	Mercedes-Benz SLS AMG GT3	7	1:28.222	0.126	0.124	150,8	16:50:52
4	100 F.Stoll/D.Dobitsch	kfzteile24 APR Motorsport	Audi R8 LMS ultra	3	1:28.586	0.490	0.364	150,2	16:45:30
5	12 S.Wackerbauer/M.Winkelhock	Prosperia C. Abt Racing	Audi R8 LMS ultra	7	1:28.599	0.503	0.013	150,2	16:48:17
6	6 P.Frommenwiler/S.Asch	Farnbacher Racing	Porsche 911 GT3 R	5	1:28.610	0.514	0.011	150,2	16:46:50
7	11 F.Hamprecht/N.Thiim	Prosperia C. Abt Racing	Audi R8 LMS ultra	5	1:28.633	0.537	0.023	150,1	16:50:01
8	19 C.Hürtgen/D.Baumann	PIXUM Team Schubert	BMW Z4 GT3	5	1:28.701	0.605	0.068	150,0	16:44:06
9	16 R.Frey/P.Geipel	YACO Racing	Audi R8 LMS ultra	4	1:28.797	0.701	0.096	149,8	16:51:34
10	23 J.Seyffarth/M.Engel	ROWE RACING	Mercedes-Benz SLS AMG GT3	5	1:28.798	0.702	0.001	149,8	16:43:04
11	1 O.Gavin/D.Keilwitz	Callaway Competition	Corvette Z06.R GT3	4	1:28.804	0.708	0.006	149,8	16:37:18
12	20 M.Sandritter/J.Klingmann	PIXUM Team Schubert	BMW Z4 GT3	3	1:28.811	0.715	0.007	149,8	16:51:16
13	21 L.Ludwig/A.Day	BKK Mobil Oil Zakspeed	Mercedes-Benz SLS AMG GT3	9	1:28.822	0.726	0.011	149,8	16:51:24
14	5 M.Farnbacher/N.Morcom	Farnbacher Racing	Porsche 911 GT3 R	5	1:29.011	0.915	0.189	149,5	16:47:08
15	13 D.Jahn/S.Barth	RWT RACING Team	Corvette Z06.R GT3	6	1:29.110	1.014	0.099	149,3	16:45:11
16	2 P.Assenheimer/D.Alessi	Callaway Competition	Corvette Z06.R GT3	8	1:29.150	1.054	0.040	149,2	16:50:38
17	27 L.Stolz/H.Frentzen	H.T.P. Motorsport	Mercedes-Benz SLS AMG GT3	4	1:29.263	1.167	0.113	149,1	16:45:47
18	9 D.Jöst(*G*)/F.Scholze(*G*)	TONINO Team Herberth	Porsche 911 GT3 R	7	1:29.435	1.339	0.172	148,8	16:51:12
19	18 T.Seiler(*G*)/J.Bleekemolen	Callaway Competition	Corvette Z06.R GT3	7	1:29.760	1.664	0.325	148,2	16:43:28
20	24 A.von Thurn und Taxis/T.Engel	Reiter Engineering	Chevrolet Camaro GT	5	1:29.848	1.752	0.088	148,1	16:42:33
21	14 F.Spengler/R.Sharp	MRS GT-Racing	McLaren MP4-12C GT3	9	1:30.100	2.004	0.252	147,7	16:49:19
22	17 R.Lips(*G*)/L.Marionek	Callaway Competition	Corvette Z06.R GT3	5	1:30.286	2.190	0.186	147,4	16:43:12
23	7 H.Handlos(*G*)/A.Renauer	TONINO Team Herberth	Porsche 911 GT3 R	5	1:30.388	2.292	0.102	147,2	16:49:30
24	4 A.Wossos(*G*)/W.Nathan(*G*)	GW IT Racing Team	Porsche 911 GT3 R	5	1:30.632	2.536	0.244	146,8	16:39:42
25	25 M.Hayek(*G*)/P.Kox	Blancpain Racing	Lamborghini Gallardo FL2	8	1:31.604	3.508	0.972	145,3	16:43:20

exclusion

8 R.Renauer/N.Siedler TONINO Team Herberth Porsche 911 GT3 R

cancellation of the relevant lap time because track limits for car no. 24,5,17,18,13,1,14

Following stewards decision no. 20 - exclusion for car no. 8

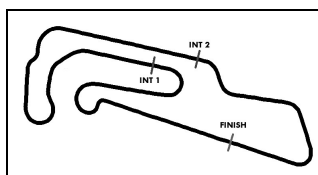
(*G*) marks the gentlemen driver

Subject to final scrutineering!

Publications Time:

Clerk of the course:

Time Keeping:



ADAC GT Masters

Lap analysis Qualifying 1



Provisional

Oschersleben, Length: 3696 m

Air temperature: 23.8°C

Track temperature: 28.3°C

Weather condition: Dry

DMSB Reg. Nr.: 115/2014
Deutscher Motor Sport Bund e.V.

Friday 25.4.2014 16:30

Lap	Time	SE1	SP1	SE2	SP2	SE3	SP3	TSP	Lap	Time	SE1	SP1	SE2	SP2	SE3	SP3	TSP
1	Daniel Keilwitz, DEU/ Oliver Gavin, GBR								theoretical besttime: 1:28.422								
1	2:44.779	1:39.548	172	36.045	187	29.186	195		5	1:47.908	33.641	188	30.089	226	44.178		242
2	1:34.915	36.496	180	32.233	219	26.186	198	205	6	10:27.834	9:31.170	189	30.723	225	25.941	199	
3	1:30.038	34.520	190	30.438	224	25.080	200	241		1:28.669	33.633	189	29.969	225	25.047	199	242
4	1:28.804	33.603	191	30.081	225	25.120	199	242	7	1:52.668	33.353	190	32.092	159	47.223		242

2	Patrick Assenheimer, DEU/ Diego Alessi, ITA								theoretical besttime: 1:28.955								
1	2:49.914	1:47.509	154	34.511	197	27.894	197		6	8:28.526	7:28.443	118	33.836	178	26.247	201	
2	1:32.628	35.491	189	31.338	222	25.799	202	238	7	1:29.365	33.717	193	30.316	224	25.332	201	242
3	1:30.000	33.993	192	30.428	226	25.579	203	242	8	1:29.150	33.818	192	30.112	226	25.220	202	243
4	1:29.799	33.783	192	30.349	227	25.667	201	243									
5	1:49.295	34.727	190	30.674	224	43.894		243									

3	Christian Engelhart, DEU/ Jaap van Laagen, NLD								theoretical besttime: 1:28.098								
1	13:54.889	12:53.903	172	34.373	122	26.613	194		5	1:28.098	33.267	188	29.957	219	24.874	196	238
2	1:33.768	33.718	188	34.432	184	25.618	196	236	6	1:33.402	33.407	188	33.527	137	26.468	196	237
3	1:29.887	33.539	186	30.460	220	25.888	194	236	7	1:59.787	33.419	187	34.774	150	51.594		237
4	1:30.323	33.537	188	29.973	221	26.813	198	237									

4	Antonios Wossos, GRC/ Wolf Nathan, NLD								theoretical besttime: 1:30.478								
1	3:36.944	2:34.216	140	34.959	179	27.769	188		5	1:30.632	34.002	184	30.769	218	25.861	191	235
2	1:33.033	35.250	182	31.552	217	26.231	192	229	6	1:30.994	34.340	185	30.823	217	25.831	191	234
3	1:31.317	34.405	185	31.032	217	25.880	193	234	7	1:50.009	34.436	184	31.021	219	44.552		234
4	1:30.784	34.308	182	30.742	218	25.734	193	235									

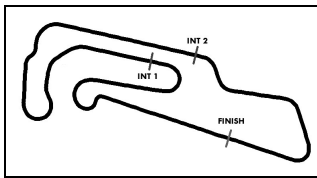
5	Mario Farnbacher, DEU/ Nathan Morcom, AUS								theoretical besttime: 1:28.836								
1	9:39.622	8:38.474	146	34.149	214	26.999	192		4	1:29.402	33.640	189	30.538	221	25.224	197	240
2	1:31.136	34.465	188	31.017	220	25.654	194	232	5	1:29.011	33.452	190	30.305	221	25.254	198	240
	1:29.631	33.927	188	30.458	221	25.246	197	238	6	1:48.366	33.815	188	31.282	221	43.269		240
3	1:29.333	33.945	189	30.309	222	25.079	197	240									

6	Philipp Frommenwiler, CHE/ Sebastian Asch, DEU								theoretical besttime: 1:28.457								
1	10:46.916	9:39.093	153	38.183	194	29.640	188		5	1:28.610	33.430	189	30.215	222	24.965	198	240
2	1:37.131	38.112	184	31.828	216	27.191	197	200	6	1:28.963	33.534	189	30.327	222	25.102	197	240
3	1:29.324	33.451	188	30.830	221	25.043	198	239	7	1:58.094	36.831	179	35.409	154	45.854		240
4	1:29.002	33.828	189	30.062	222	25.112	197	240									

7	Herbert Handlos, AUT/ Alfred Renauer, DEU								theoretical besttime: 1:30.079								
1	7:26.469	6:19.614	120	38.089	187	28.766	143		5	1:30.388	34.091	188	30.594	218	25.703	196	237
2	1:37.388	38.233	183	32.882	220	26.273	197	184	6	1:30.434	34.099	189	30.896	221	25.439	197	237
3	2:09.836	34.739	182	51.738	207	43.359		238	7	1:49.256	34.046	185	30.978	221	44.232		240
4	6:46.541	5:49.409	166	31.471	218	25.661	196										

8	Robert Renauer, DEU/ Norbert Siedler, AUT								theoretical besttime: 1:28.063								
1	11:39.292	10:37.686	174	35.219	216	26.387	196		5	1:28.199	33.520	190	29.896	222	24.783	198	240
2	1:31.494	34.360	189	30.944	221	26.190	198	237	6	1:28.144	33.384	190	29.936	222	24.824	197	239
3	1:30.299	33.979	189	31.054	221	25.266	197	239	7	1:50.580	33.892	187	31.498	212	45.190		240
4	1:28.444	33.500	190	30.111	221	24.833	198	239									

9	Dominik Jöst, DEU/ Florian Scholze, DEU								theoretical besttime: 1:29.435								
1	3:00.669	2:00.428	179	33.433	215	26.808	195		5	9:36.312	8:31.836	176	38.144	185	26.332	193	
2	1:31.468	35.058	181	31.044	220	25.366	197	237	6	1:34.641	34.457	187	34.241	182	25.943	195	237
3	1:59.513	34.040	187	30.468	221	55.005	178	238	7	1:29.435	33.833	188	30.408	222	25.194	196	238
4	2:00.205	40.580	169	34.465	166	45.160		176	8	1:50.182	33.846	188	31.193	212	45.143		238



ADAC GT Masters

Lap analysis Qualifying 1

Provisional



Oschersleben, Length: 3696 m

Air temperature: 23.8°C

Track temperature: 28.3°C

Weather condition: Dry



Reg. Nr.: 115/2014

Friday 25.4.2014 16:30

Lap	Time	SE1	SP1	SE2	SP2	SE3	SP3	TSP	Lap	Time	SE1	SP1	SE2	SP2	SE3	SP3	TSP
10	Kelvin van der Linde, ZAF/ Rene Rast, DEU								theoretical besttime: 1:27.991								
1	9:56.118	8:53.117	121	34.838	209	28.163	190		6	1:28.257	33.367	186	29.865	217	25.031	193	234
2	1:37.379	37.608	180	32.751	210	27.020	194	158	7	1:28.096	33.466	187	29.754	216	24.876	195	233
3	1:35.406	36.498	149	32.739	177	26.169	194	233	8	1:34.198	34.531	185	31.921	157	27.746	191	234
4	1:28.578	33.701	186	29.875	217	25.002	195	234	9	1:47.443	33.458	186	29.800	218	44.185		233
5	1:28.290	33.413	187	29.951	216	24.926	194	234									

11	Fabian Hamprecht, DEU/ Nicki Thiim, DNK								theoretical besttime: 1:28.633								
1	13:58.775	12:55.644	155	35.242	207	27.889	190		5	1:28.633	33.620	185	30.027	216	24.986	193	234
2	1:34.489	36.358	172	32.024	214	26.107	191	231	6	1:42.947	38.260	124	34.608	192	30.079	191	232
3	1:29.786	34.003	185	30.332	216	25.451	192	232	7	2:07.155	34.676	172	41.996	137	50.483		232
4	1:29.447	33.999	185	30.127	216	25.321	193	233									

12	Stefan Wackerbauer, DEU/ Markus Winkelhock, DEU								theoretical besttime: 1:28.598								
1	9:12.025	7:59.946	163	43.491	107	28.588	192		5	1:28.925	33.733	187	30.323	217	24.869	194	234
2	1:37.717	34.871	184	33.953	187	28.893	192	232	6	1:29.501	34.214	186	30.313	216	24.974	194	234
3	1:31.101	34.543	185	30.942	214	25.616	193	233	7	1:28.599	33.604	187	30.125	218	24.870	195	234
4	1:29.889	34.086	184	30.708	216	25.095	194	233	8	1:51.235	34.004	183	32.274	202	44.957		235

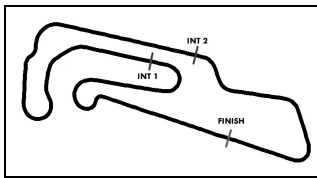
13	David Jahn, DEU/ Sven Barth, DEU								theoretical besttime: 1:28.933								
1	7:35.848	6:31.843	149	35.647	214	28.358	197		5	1:29.187	33.579	189	30.426	225	25.182	199	242
2	1:33.794	35.143	190	32.662	222	25.989	200	239	6	1:29.110	33.478	190	30.399	225	25.233	199	242
3	1:33.990	33.824	190	32.799	218	27.367	200	242		1:28.996	33.352	192	30.473	225	25.171	199	241
4	1:29.618	33.724	189	30.683	224	25.211	200	242	7	1:51.316	34.057	190	32.046	197	45.213		242

14	Florian Spengler, DEU/ Ryan Sharp, GBR								theoretical besttime: 1:30.100								
1	4:38.960	3:36.456	181	35.484	208	27.020	191		7	1:30.958	34.260	188	31.181	218	25.517	195	235
2	1:55.793	34.470	187	31.181	218	50.142		232	8	1:30.750	34.175	187	30.908	219	25.667	195	236
3	3:34.625	2:37.787	185	30.947	218	25.891	193		9	1:30.100	33.969	188	30.648	220	25.483	196	236
4	1:31.225	34.253	185	31.272	217	25.700	195	234		1:30.123	34.032	187	30.668	220	25.423	193	237
5	1:30.805	34.421	188	30.781	218	25.603	194	235	10	1:53.980	34.045	186	34.813	215	45.122		235
6	1:36.671	34.209	186	36.388	212	26.074	195	236									

16	Rahel Frey, CHE/ Philip Geipel, DEU								theoretical besttime: 1:28.609								
1	17:00.958	15:55.457	128	36.551	158	28.950	190		4	1:28.797	33.975	186	29.979	216	24.843	193	233
2	1:35.033	37.726	182	31.783	214	25.524	193	230	5	2:03.109	33.787	186	38.811	137	50.511		232
3	1:29.242	34.098	185	30.213	216	24.931	194	233									

17	Remo Lips, CHE/ Lennart Marioneck, DEU								theoretical besttime: 1:29.918								
1	6:48.222	5:23.572	145	35.021	219	49.629				1:30.260	33.875	190	30.683	225	25.702	199	243
2	1:51.471	52.639	186	32.191	222	26.641	198		6	1:57.168	37.188	178	34.936	197	45.044		219
3	1:31.887	35.008	189	30.819	225	26.060	198	240	7	3:39.652	2:39.491	179	33.822	221	26.339	199	
4	1:30.637	34.281	189	30.638	225	25.718	198	242	8	1:49.522	33.929	188	30.673	218	44.920		242
5	1:30.286	34.243	188	30.553	225	25.490	199	242									

18	Toni Seiler, CHE/ Jeroen Bleekemolen, NLD								theoretical besttime: 1:29.391								
1	4:15.411	3:02.158	144	42.731	150	30.522	192		6	1:30.020	33.935	188	30.813	222	25.272	199	242
2	1:41.488	40.813	117	34.500	221	26.175	199	220	7	1:29.760	33.640	190	30.743	225	25.377	199	243
3	1:30.772	34.321	190	30.805	224	25.646	198	241	8	1:29.775	33.863	190	30.612	224	25.300	199	243
4	1:30.406	34.043	190	30.769	224	25.594	198	242		1:29.567	33.604	190	30.515	225	25.448	197	243
5	1:30.357	34.036	188	30.739	224	25.582	199	241	9	1:53.759	33.948	187	30.730	224	49.081		242



ADAC GT Masters

Lap analysis Qualifying 1



Provisional

Oschersleben, Length: 3696 m

Air temperature: 23.8°C

Track temperature: 28.3°C

Weather condition: Dry

DMSB Reg. Nr.: 115/2014
Deutscher Motor Sport Bund e.V.

Friday 25.4.2014 16:30

Lap	Time	SE1	SP1	SE2	SP2	SE3	SP3	TSP	Lap	Time	SE1	SP1	SE2	SP2	SE3	SP3	TSP
19	Claudia Hürtgen, DEU/ Dominik Baumann, AUT								theoretical besttime: 1:28.565								
1	2:17.958	1:02.485	139	41.791	154	33.682	140		6	1:29.019	33.619	188	30.229	219	25.171	195	239
2	2:09.822	42.880	152	37.869	200	49.073		166	7	1:46.383	33.698	189	30.203	219	42.482		237
3	6:41.306	5:42.108	135	33.678	213	25.520	196		8	3:47.685	2:51.952	183	30.507	216	25.226	197	
4	1:28.902	33.854	187	30.045	218	25.003	195	236	9	1:49.598	33.610	188	30.171	218	45.817		237
5	1:28.701	33.746	187	30.034	221	24.921	197	237									

20	Max Sandritter, DEU/ Jens Klingmann, DEU								theoretical besttime: 1:28.402								
1	18:12.933	17:03.479	86	40.855	183	28.599	187		3	1:28.811	33.955	183	29.777	216	25.079	197	234
2	1:34.753	35.780	183	30.747	184	28.226	195	204	4	1:55.305	33.546	185	30.456	176	51.303		234

21	Luca Ludwig, DEU/ Alon Day, ISR								theoretical besttime: 1:28.735								
1	2:06.200	1:00.626	145	37.473	139	28.101	195		6	1:49.115	35.678	186	31.253	221	42.184		239
2	1:37.479	35.683	183	33.437	137	28.359	197	233	7	8:21.228	7:25.071	187	30.810	220	25.347	196	
3	1:33.970	33.601	188	34.591	195	25.778	198	239	8	1:29.221	33.751	188	30.368	221	25.102	197	238
4	1:29.532	33.514	187	30.539	221	25.479	196	239	9	1:28.822	33.432	189	30.201	221	25.189	197	239
5	1:29.379	33.821	189	30.357	221	25.201	197	238	10	1:52.432	33.583	187	33.238	164	45.611		239

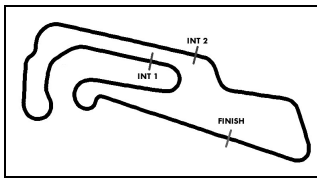
23	Jan Seyffarth, DEU/ Maro Engel, DEU								theoretical besttime: 1:28.744								
1	7:00.050	5:57.257	157	34.862	179	27.931	182		6	1:47.820	33.646	187	30.271	218	43.903		236
2	1:35.145	36.518	176	32.164	198	26.463	193	210	7	5:40.837	4:44.612	186	30.916	217	25.309	195	
3	1:31.054	34.729	186	30.888	217	25.437	195	229	8	1:28.880	33.569	187	30.294	218	25.017	194	236
4	1:29.648	33.786	187	30.632	217	25.230	196	236	9	1:58.328	35.156	166	34.374	167	48.798		236
5	1:28.798	33.623	187	30.199	218	24.976	195	236									

24	Albert von Thurn und Taxis, DEU/ Tomas Enge, CZE								theoretical besttime: 1:29.695								
1	1:58.831	58.709	185	33.790	226	26.332	201		5	1:29.848	33.618	193	30.573	228	25.657	202	247
	1:31.065	34.705	192	30:858	227	25:502	202	244	6	1:30.073	33.622	194	30.947	228	25.504	202	247
	1:30.036	33.957	191	30:689	227	25:390	202	246	7	1:46.690	33.638	193	30.914	226	42.138		247
2	1:32.965	33.952	193	30.780	228	28.233	202	245	8	4:32.604	3:32.655	177	31.815	218	28.134	202	
	1:29.684	33:658	192	30:592	228	25:434	202	245	9	1:30.275	34.017	194	30.615	229	25.643	201	247
3	1:31.306	34.160	190	31.193	228	25.953	203	246	10	2:01.072	34.285	170	37.139	143	49.648		246
4	1:30.127	33.794	192	30.749	228	25.584	202	247									

25	Marc A. Hayek, CHE/ Peter Kox, NLD								theoretical besttime: 1:31.346								
1	2:29.391	1:21.345	180	38.665	141	29.381	191		7	1:32.196	34.743	187	31.515	217	25.938	195	234
2	1:38.064	36.326	184	34.941	214	26.797	194	231	8	1:31.604	34.203	188	31.384	217	26.017	194	234
3	1:32.159	34.456	187	31.442	216	26.261	193	232	9	1:31.725	34.224	188	31.205	218	26.296	194	234
4	1:31.931	34.276	187	31.307	217	26.348	194	232	10	1:32.786	34.343	188	31.596	218	26.847	195	234
5	1:32.584	34.700	185	31.547	217	26.337	194	233	11	1:40.387	38.169	167	34.530	216	27.688	195	235
6	1:32.081	34.474	187	31.396	217	26.211	195	234	12	1:51.453	34.370	188	32.405	217	44.678		235

26	Maximilian Buhk, DEU/ Maximilian Götz, DEU								theoretical besttime: 1:28.026								
1	11:54.431	10:55.440	180	33.018	215	25.973	195		6	1:28.601	33.601	189	30.096	222	24.904	196	239
2	1:31.566	35.923	187	30.544	221	25.099	196	237	7	1:28.222	33.321	189	29.903	223	24.998	196	239
3	1:28.317	33.465	189	30.050	222	24.802	197	238	8	1:31.732	33.434	189	30.740	221	27.558	165	238
4	1:32.228	33.436	188	30.281	194	28.511	197	240	9	2:08.556	42.095	150	36.674	151	49.787		146
5	1:29.520	33.786	189	30.368	221	25.366	197	240									

27	Luca Stolz, DEU/ Heinz-Harald Frentzen, DEU								theoretical besttime: 1:29.068								
1	11:18.008	10:17.940	180	33.459	213	26.609	195		6	1:29.502	34.022	189	30.221	223	25.259	196	238
2	1:30.485	34.546	188	30.635	220	25.304	197	234	7	1:40.176	34.294	189	32.926	175	32.956	197	238
3	1:29.695	34.303	188	30.363	221	25.029	197	238	8	1:29.580	33.818	190	30.430	220	25.332	197	237
4	1:29.263	33.823	188	30.309	220	25.131	197	238	9	2:01.706	34.717	186	35.138	146	51.851		239
5	1:29.528	33.864	190	30.333	221	25.331	197	239									



ADAC GT Masters

Lap analysis Qualifying 1

Provisional



Oschersleben, Length: 3696 m

Air temperature: 23.8°C

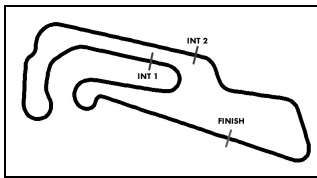
Track temperature: 28.3°C

Weather condition: Dry

DMSB Reg. Nr.: 115/2014
Deutscher Motor Sport Bund e.V.

Friday 25.4.2014 16:30

Lap	Time	SE1	SP1	SE2	SP2	SE3	SP3	TSP	Lap	Time	SE1	SP1	SE2	SP2	SE3	SP3	TSP
100	Florian Stoll, DEU/ Daniel Dobitsch, AUT								theoretical besttime: 1:28.586								
1	12:31.328	11:31.784	170	33.539	211	26.005	190		5	1:32.526	33.826	186	33.242	182	25.458	195	233
2	1:30.165	34.215	185	30.744	216	25.206	195	230	6	1:28.920	33.783	184	30.100	217	25.037	195	234
3	1:28.586	33.478	187	30.093	218	25.015	195	235	7	1:28.995	33.700	186	30.159	218	25.136	194	234
4	1:42.599	33.717	186	39.408	100	29.474	192	235	8	2:06.653	33.852	157	42.711	143	50.090		234



ADAC GT Masters

Vmax list Qualifying 1

Provisional



Oschersleben, Length: 3696 m

Air temperature: 23.8°C

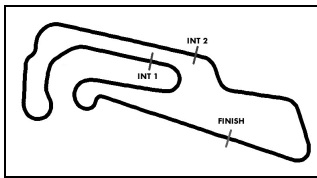
Track temperature: 28.3°C

Weather condition: Dry

DMSB Reg. Nr.: 115/2014
Deutscher Motor Sport Bund e.V.

Friday 25.4.2014 16:30

Nr	Team, Car, Driver, Nat	Top speed
24	Reiter Engineering, Chevrolet Camaro GT von Thurn und Taxis Albert , DEU Enge Tomas , CZE	247,08 km/h
2	Callaway Competition, Corvette Z06.R GT3 Assenheimer Patrick , DEU Alessi Diego , ITA	244,15 km/h
17	Callaway Competition, Corvette Z06.R GT3 Lips Remo , CHE Marioneck Lennart , DEU	243,32 km/h
18	Callaway Competition, Corvette Z06.R GT3 Seiler Toni , CHE Bleekemolen Jeroen , NLD	243,27 km/h
13	RWT RACING Team, Corvette Z06.R GT3 Jahn David , DEU Barth Sven , DEU	242,33 km/h
1	Callaway Competition, Corvette Z06.R GT3 Keilwitz Daniel , DEU Gavin Oliver , GBR	242,17 km/h
5	Farnbacher Racing, Porsche 911 GT3 R Farnbacher Mario , DEU Morcom Nathan , AUS	240,48 km/h
6	Farnbacher Racing, Porsche 911 GT3 R Frommenwiler Philipp , CHE Asch Sebastian , DEU	240,16 km/h
7	TONINO Team Herberth, Porsche 911 GT3 R Handlos Herbert , AUT Renauer Alfred , DEU	240,00 km/h
26	H.T.P. Motorsport, Mercedes-Benz SLS AMG GT3 Buhk Maximilian , DEU Götz Maximilian , DEU	239,89 km/h
8	TONINO Team Herberth, Porsche 911 GT3 R Renauer Robert , DEU Siedler Norbert , AUT	239,57 km/h
21	BKK Mobil Oil Zakspeed, Mercedes-Benz SLS AMG GT3 Ludwig Luca , DEU Day Alon , ISR	239,25 km/h
27	H.T.P. Motorsport, Mercedes-Benz SLS AMG GT3 Stolz Luca , DEU Frentzen Heinz-Harald , DEU	239,14 km/h
19	PIXUM Team Schubert, BMW Z4 GT3 Hürtgen Claudia , DEU Baumann Dominik , AUT	238,77 km/h



ADAC GT Masters

Vmax list Qualifying 1

Provisional



Oschersleben, Length: 3696 m

Air temperature: 23.8°C

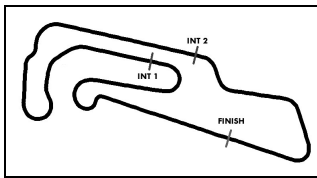
Track temperature: 28.3°C

Weather condition: Dry

DMSB Reg. Nr.: 115/2014
Deutscher Motor Sport Bund e.V.

Friday 25.4.2014 16:30

Nr	Team, Car, Driver, Nat	Top speed
9	TONINO Team Herberth, Porsche 911 GT3 R Jöst Dominik , DEU Scholze Florian , DEU	238,40 km/h
3	GW IT Racing Team, Porsche 911 GT3 R Engelhart Christian , DEU van Laagen Jaap , NLD	237,66 km/h
14	MRS GT-Racing, McLaren MP4-12C GT3 Spengler Florian , DEU Sharp Ryan , GBR	236,56 km/h
23	ROWE RACING, Mercedes-Benz SLS AMG GT3 Seyffarth Jan , DEU Engel Maro , DEU	236,30 km/h
4	GW IT Racing Team, Porsche 911 GT3 R Wossos Antonios , GRC Nathan Wolf , NLD	235,47 km/h
100	kfzteile24 APR Motorsport, Audi R8 LMS ultra Stoll Florian , DEU Dobitsch Daniel , AUT	235,16 km/h
12	Prosperia C. Abt Racing, Audi R8 LMS ultra Wackerbauer Stefan , DEU Winkelhock Markus , DEU	235,11 km/h
25	Blancpain Racing, Lamborghini Gallardo FL2 Hayek Marc A. , CHE Kox Peter , NLD	234,90 km/h
10	Prosperia C. Abt Racing, Audi R8 LMS ultra van der Linde Kelvin , ZAF Rast Rene , DEU	234,18 km/h
20	PIXUM Team Schubert, BMW Z4 GT3 Sandritter Max , DEU Klingmann Jens , DEU	234,03 km/h
11	Prosperia C. Abt Racing, Audi R8 LMS ultra Hamprrecht Fabian , DEU Thiim Nicki , DNK	233,83 km/h
16	YACO Racing, Audi R8 LMS ultra Frey Rahel , CHE Geipel Philip , DEU	233,22 km/h



ADAC GT Masters

Start Grid Race 1

Provisional



Oschersleben, Length: 3696 m

Air temperature: 17.2°C

Track temperature: 17.4°C

Weather condition: Dry

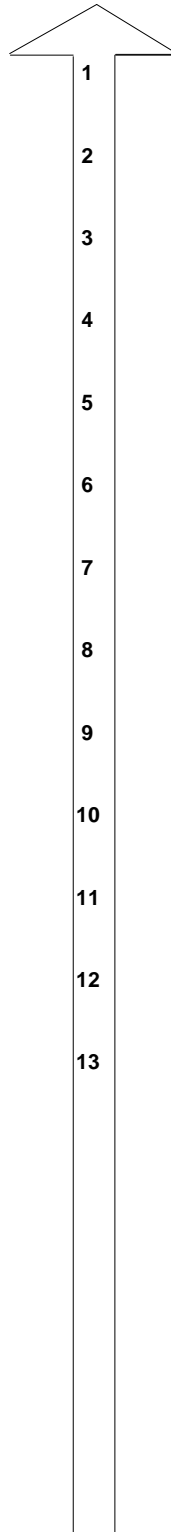


Reg. Nr.: 115/2014

Saturday 26.4.2014 12:00

POLE POSITION

10 Prosperia C. Abt Racing Kelvin van der Linde*/ Rene Rast	1:28.096
26 H.T.P. Motorsport Maximilian Buhk*/ Maximilian Götz	1:28.222
12 Prosperia C. Abt Racing Stefan Wackerbauer*/ Markus Winkelhock	1:28.599
11 Prosperia C. Abt Racing Fabian Hamprecht*/ Nicki Thiim	1:28.633
16 YACO Racing Rahel Frey*/ Philip Geipel	1:28.797
1 Callaway Competition Oliver Gavin*/ Daniel Keilwitz	1:28.804
21 BKK Mobil Oil Zakspeed Luca Ludwig*/ Alon Day	1:28.822
13 RWT RACING Team David Jahn*/ Sven Barth	1:29.110
27 H.T.P. Motorsport Luca Stolz*/ Heinz-Harald Frentzen	1:29.263
18 Callaway Competition Toni Seiler*/ Jeroen Bleekemolen	1:29.760
14 MRS GT-Racing Florian Spengler*/ Ryan Sharp	1:30.100
7 TONINO Team Herberth Herbert Handlos*/ Alfred Renauer	1:30.388
25 Blancpain Racing Marc A. Hayek*/ Peter Kox	1:31.604



3 GW IT Racing Team Christian Engelhart*/ Jaap van Lagen	1:28.098
100 kfzteile24 APR Motorsport Florian Stoll*/ Daniel Dobitsch	1:28.586
6 Farnbacher Racing Philipp Frommenwiler*/ Sebastian Asch	1:28.610
19 PIXUM Team Schubert Claudia Hürtgen*/ Dominik Baumann	1:28.701
23 ROWE RACING Jan Seyffarth*/ Maro Engel	1:28.798
20 PIXUM Team Schubert Max Sandritter*/ Jens Klingmann	1:28.811
5 Farnbacher Racing Mario Farnbacher*/ Nathan Morcom	1:29.011
2 Callaway Competition Patrick Assenheimer*/ Diego Alessi	1:29.150
9 TONINO Team Herberth Dominik Jöst*/ Florian Scholze	1:29.435
24 Reiter Engineering Albert von Thurn und Taxis*/ Tomas Enge	1:29.848
17 Callaway Competition Remo Lips*/ Lennart Marionek	1:30.286
4 GW IT Racing Team Antonios Wossos*/ Wolf Nathan	1:30.632
8 TONINO Team Herberth Robert Renauer*/ Norbert Siedler	

* Marks the starting driver

Publications Time:

Clerk of the course:

Time Keeping: