



ADAC Formel Masters

Result List Race 3



Provisional

Hockenheimring, Length: 4574 m

Air temperature: 17.4°C

Track temperature: 17.1°C

Weather condition: Dry



Reg. Nr.: 290/2013

Sunday 29.9.2013 16:55

started : 20

classified : 17

not classified : 3

	Competitor Drivers	Sponsor Car	Laps	Total Time	Gap	Kph	Lap	Time	Kph
1	7 Neuhauser Racing Team N.Beer(DEN)	Formel ADAC power by Volkswagen	14	25:02.374		153,4	10	1:46.015	155,3
2	16 Schiller-Motorsport J.Kremer(DEU)	Formel ADAC power by Volkswagen	14	25:04.446	2.072	153,2	10	1:46.289	154,9
3	5 Lotus I.Dontje(NLD)	Formel ADAC power by Volkswagen	14	25:05.706	3.332	153,1	10	1:46.652	154,4
4	15 ADAC Berlin-Brandenburg e.V. A.Picariello(BEL)	Formel ADAC power by Volkswagen	14	25:07.180	4.806	153,0	7	1:46.463	154,7
5	26 Team KUG Motorsport R.Boschung(CHE)	Formel ADAC power by Volkswagen	14	25:09.837	7.463	152,7	9	1:46.038	155,3
6	3 Lotus M.Jensen(DNK)	Formel ADAC power by Volkswagen	14	25:10.833	8.459	152,6	10	1:46.696	154,3
7	4 Lotus B.Visser(NLD)	Formel ADAC power by Volkswagen	14	25:11.110	8.736	152,6	5	1:46.424	154,7
8	17 Schiller Motorsport F.Schiller(DEU)	Formel ADAC power by Volkswagen	14	25:13.914	11.540	152,3	10	1:46.362	154,8
9	9 ADAC Berlin-Brandenburg e.V. M.Günther(DEU)	Formel ADAC power by Volkswagen	14	25:17.469	15.095	151,9	10	1:46.362	154,8
10	2 Lotus C.O'Keeffe(RSA)	Formel ADAC power by Volkswagen	14	25:25.444	23.070	151,1	9	1:47.147	153,7
11	24 Team KUG Motorsport S.Kox(NLD)	Formel ADAC power by Volkswagen	14	25:25.824	23.450	151,1	10	1:47.081	153,8
12	10 ADAC Berlin-Brandenburg e.V. K.Schramm(DEU)	Formel ADAC power by Volkswagen	14	25:34.173	31.799	150,3	6	1:47.711	152,9
13	19 JBR Motorsport & Engineering GmbH K.Giersiepen(DEU)	ADAC Westfalen Team Sport Formel ADAC power by Volkswagen	14	25:38.923	36.549	149,8	7	1:48.090	152,3
14	20 KSW Motorsport M.Gatz(DEU)	ADAC Westfalen Team Sport Formel ADAC power by Volkswagen	14	25:45.830	43.456	149,1	8	1:48.812	151,3
15	14 ADAC Berlin-Brandenburg e.V. G.Maggi(CHE)	Formel ADAC power by Volkswagen	14	25:46.250	43.876	149,1	9	1:48.739	151,4
16	29 JBR Motorsport & Engineering GmbH M.Lenerz(DEU)	Formel ADAC power by Volkswagen	14	25:48.018	45.644	148,9	10	1:48.610	151,6
17	23 JBR Motorsport & Engineering GmbH H.Utsch(DEU)	Formel ADAC power by Volkswagen	14	26:03.667	1:01.293	147,4	10	1:48.489	151,8
not classified									
22	JBR Motorsport & Engineering GmbH B.Gentgen(DEU)	ADAC Nordrhein e.V. Formel ADAC power by Volkswagen	1	1:55.118	13LAPS				
6	Neuhauser Racing Team M.Dienst(DEU)	ADAC Nordbaden e.V. Formel ADAC power by Volkswagen	1	1:55.742	13LAPS				
excluded									
8	Neuhauser Racing Team S.Riener(AUT)	Formel ADAC power by Volkswagen							

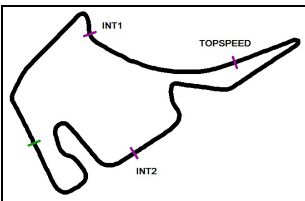
Fastest lap of the race. Car 7 driver on lap 10. Time 1:46.015, average speed 155,3 km/h.

Subject to final scrutineering!

Publications Time:

Clerk of the course:

Time Keeping:



ADAC Formel Masters

Lap chart Race 3

Provisional



Hockenheimring, Length: 4574 m

Sunday 29.9.2013 16:55

POS	1	2	3	4	5	6	7	8	9	10	11	12	13	14	15	16	17	18	19	20	21	22	
LAP 1	16	5	22	3	6	7	15	4	8	26	20	17	23	24	2	9	10	19	29	14			
LAP 2	16	5	3	7	15	4	8	26	17	20	23	24	2	10	19	9	29	14					
LAP 3	16	5	7	3	15	4	8	26	17	20	24	2	23	9	10	19	29	14					
LAP 4	16	7	5	3	15	4	8	26	17	24	20	9	10	2	23	19	29	14					
LAP 5	16	7	5	3	15	4	8	26	17	24	9	2	10	19	20	14	29	23					
LAP 6	16	7	5	3	15	4	8	26	17	9	24	2	10	19	20	14	29	23					
LAP 7	16	7	5	15	3	4	8	26	17	9	24	2	10	19	20	14	29	23					
LAP 8	16	7	5	15	3	4	8	26	17	9	2	24	10	19	20	14	29	23					
LAP 9	16	7	5	15	3	4	26	8	17	9	2	24	10	19	20	14	29	23					
LAP 10	16	7	5	15	3	4	26	8	17	9	2	24	10	19	20	14	29	23					
LAP 11	16	7	5	15	3	4	26	8	17	9	2	24	10	19	20	14	29	23					
LAP 12	16	7	5	15	3	26	4	8	17	9	2	24	10	19	20	14	29	23					
LAP 13	16	7	5	15	26	3	4	17	8	9	2	24	10	19	20	14	29	23					
LAP 14	7	16	5	15	26	3	4	8	17	9	2	24	10	19	20	14	29	23					

. - PIT STOP ' - LAP BEHIND



ADAC Formel Masters



Lap Analysis Race 3

Provisional

Hockenheimring, Length: 4574 m

Air temperature: 17.4°C

Track temperature: 17.1°C

Weather condition: Dry



Reg. Nr.: 290/2013

Sunday 29.9.2013 16:55

Lap	Time	SE1	SP1	SE2	SP2	SE3	SP3	Lap	Time	SE1	SP1	SE2	SP2	SE3	SP3
-----	------	-----	-----	-----	-----	-----	-----	-----	------	-----	-----	-----	-----	-----	-----

2 Callan O'Keeffe, RSA ,

theoretical besttime: 1:46.862

1	2:00.273	33.534	134	52.750		33.989	177	9	1:47.147	23.215	142	51.206	172	32.726	177
2	1:50.382	24.141	140	52.581	172	33.660	177	10	1:47.222	23.231	141	51.297	172	32.694	176
3	1:49.176	24.163	140	51.542	171	33.471	176	11	1:47.320	23.241	140	51.365	172	32.714	176
4	1:50.211	23.491	141	51.836	167	34.884	176	12	1:47.420	23.318	141	51.296	172	32.806	176
5	1:48.729	23.630	141	52.220	171	32.879	176	13	1:47.341	23.271	141	51.248	172	32.822	175
6	1:47.454	23.441	139	51.252	173	32.761	176	14	1:47.759	23.403	141	51.355	172	33.001	176
7	1:47.170	23.355	142	50.953	173	32.862	177								
8	1:47.840	23.368	139	51.608	172	32.864	176								

3 Mikkel Jensen, DNK ,

theoretical besttime: 1:46.606

1	1:55.449	29.241	142	52.807	172	33.401	177	9	1:46.831	23.109	142	50.869	174	32.853	178
2	1:47.682	23.434	140	51.215	175	33.033	177	10	1:46.696	23.112	142	50.781	173	32.803	178
3	1:48.139	23.761	142	51.652	174	32.726	177	11	1:48.170	23.298	141	51.551	172	33.321	177
4	1:47.101	23.316	139	50.921	174	32.864	178	12	1:47.872	23.192	141	51.653	171	33.027	177
5	1:46.891	23.227	141	50.804	174	32.860	177	13	1:47.823	23.213	142	51.752	172	32.858	178
6	1:46.893	23.225	142	50.822	174	32.846	178	14	1:46.815	23.152	142	50.771	173	32.892	176
7	1:47.499	23.241	142	51.331	174	32.927	178								
8	1:46.972	23.160	141	50.784	173	33.028	178								

4 Beitske Visser, NLD ,

theoretical besttime: 1:46.128

1	1:56.756	30.343	135	52.594	175	33.819	176	9	1:46.795	23.146	142	50.687	175	32.962	178
2	1:49.498	24.136	141	52.311	174	33.051	177	10	1:46.728	23.396	141	50.667	174	32.665	179
3	1:47.148	23.514	140	51.037	174	32.597	178	11	1:48.121	23.289	142	51.234	174	33.598	179
4	1:46.629	23.301	141	50.815	174	32.513	178	12	1:48.301	23.266	142	51.655	173	33.380	177
5	1:46.424	23.278	142	50.706	175	32.440	179	13	1:47.656	23.764	141	51.274	174	32.618	178
6	1:46.478	23.240	141	50.751	174	32.487	179	14	1:46.477	23.193	142	50.568	175	32.716	178
7	1:47.018	23.320	142	50.747	176	32.951	179								
8	1:47.081	23.420	142	50.542	175	33.119	177								

5 Indy Dontje, NLD ,

theoretical besttime: 1:46.469

1	1:54.703	29.099	140	52.441	172	33.163	175	9	1:46.668	23.233	141	50.994	173	32.441	177
2	1:47.854	23.480	141	51.717	173	32.657	176	10	1:46.652	23.150	140	51.060	172	32.442	177
3	1:47.585	23.323	140	51.592	172	32.670	176	11	1:46.663	23.126	141	51.076	173	32.461	176
4	1:47.665	23.175	141	51.745	173	32.745	177	12	1:46.696	23.160	142	51.062	173	32.474	177
5	1:46.800	23.181	140	51.036	173	32.583	176	13	1:46.665	23.179	141	51.057	173	32.429	178
6	1:46.765	23.214	141	51.134	173	32.417	177	14	1:47.375	23.319	141	51.288	172	32.768	176
7	1:46.719	23.058	141	51.112	173	32.549	177								
8	1:46.896	23.075	141	51.305	172	32.516	177								

6 Marvin Dienst, DEU ,

theoretical besttime: 23.443

1	1:55.742	30.497	137	51.797	171	33.448	178								
---	----------	--------	-----	--------	------------	--------	------------	--	--	--	--	--	--	--	--

7 Nicolas Beer, DEN ,

theoretical besttime: 1:45.883

1	1:55.992	30.849	142	51.763	173	33.380	176	9	1:46.019	23.095	141	50.618	174	32.306	179
2	1:47.428	23.707	141	51.098	174	32.623	178	10	1:46.015	23.182	141	50.597	173	32.236	179
3	1:47.197	23.322	141	51.413	174	32.462	178	11	1:46.980	23.050	142	51.022	174	32.908	178
4	1:46.505	23.342	142	50.843	172	32.320	178	12	1:46.208	23.066	141	50.693	174	32.449	178
5	1:46.467	23.333	139	50.846	173	32.288	178	13	1:47.555	23.247	142	51.395	174	32.913	178
6	1:46.132	23.119	142	50.777	173	32.236	178	14	1:47.344	23.167	143	51.568	172	32.609	177
7	1:46.303	23.132	142	50.735	173	32.436	178								
8	1:46.229	23.102	142	50.851	173	32.276	179								



ADAC Formel Masters



Lap Analysis Race 3

Provisional

Hockenheimring, Length: 4574 m

Air temperature: 17.4°C

Track temperature: 17.1°C

Weather condition: Dry



Reg. Nr.: 290/2013

Sunday 29.9.2013 16:55

Lap	Time	SE1	SP1	SE2	SP2	SE3	SP3	Lap	Time	SE1	SP1	SE2	SP2	SE3	SP3
8	Stefan Riener, AUT ,							theoretical besttime: 1:13.566							
0	1:57.097	31.201	140	51.967	174	33.929	178								

9 Maximilian Günther, DEU ,								theoretical besttime: 1:46.020							
1	2:00.607	33.719	139	52.571	169	34.317	177	9	1:46.504	23.198	141	51.067	174	32.239	177
2	1:50.979	23.671	140	53.709	163	33.599	179	10	1:46.362	23.096	142	50.894	174	32.372	175
3	1:48.933	24.431	140	51.370	175	33.132	177	11	1:47.611	23.919	140	51.201	173	32.491	176
4	1:48.570	23.633	142	51.070	170	33.867	176	12	1:46.633	23.337	142	50.814	174	32.482	177
5	1:47.739	23.932	143	51.308	174	32.499	178	13	1:46.381	23.145	143	50.841	174	32.395	177
6	1:47.343	23.489	142	51.370	173	32.484	176	14	1:46.737	23.239	141	50.988	174	32.510	177
7	1:46.639	23.240	142	51.110	173	32.289	178								
8	1:46.431	22.967	143	50.951	174	32.513	175								

10 Kim Luis Schramm, DEU ,								theoretical besttime: 1:47.597							
1	2:00.995	34.167	138	52.417	167	34.411	177	9	1:47.833	23.467	141	51.384	172	32.982	176
2	1:49.769	23.739	141	52.854	169	33.176	180	10	1:48.486	23.575	140	51.956	171	32.955	175
3	1:50.218	25.463	140	51.741	172	33.014	177	11	1:48.711	23.773	141	51.911	171	33.027	176
4	1:48.711	23.939	138	51.304	172	33.468	176	12	1:48.619	23.758	140	51.737	171	33.124	175
5	1:50.486	23.672	141	53.181	167	33.633	176	13	1:48.383	23.718	141	51.566	171	33.099	175
6	1:47.711	23.378	141	51.377	171	32.956	176	14	1:48.334	23.660	140	51.759	172	32.915	175
7	1:47.863	23.406	141	51.526	172	32.931	175								
8	1:48.054	23.528	140	51.512	171	33.014	177								

14 Giorgio Maggi, CHE ,								theoretical besttime: 1:48.539							
1	2:02.236	33.822	131	53.582	169	34.832	174	9	1:48.739	23.743	141	51.802	172	33.194	174
2	1:50.722	24.140	139	52.368	172	34.214	174	10	1:48.973	23.860	142	51.602	171	33.511	175
3	1:50.695	24.459	139	52.763	171	33.473	174	11	1:49.841	24.032	143	52.140	172	33.669	174
4	1:48.992	24.073	140	51.630	172	33.289	175	12	1:49.342	23.874	142	52.168	170	33.300	174
5	1:50.136	23.961	141	51.930	171	34.245	172	13	1:49.492	23.940	141	51.768	172	33.784	174
6	1:49.261	23.981	141	51.643	172	33.637	174	14	1:49.725	24.075	142	52.044	170	33.606	174
7	1:48.926	23.988	142	51.612	172	33.326	175								
8	1:49.170	23.852	140	51.931	171	33.387	174								

15 Alessio Picariello, BEL ,								theoretical besttime: 1:46.222							
1	1:56.069	30.651	141	52.173	172	33.245	178	9	1:46.970	23.517	142	50.914	174	32.539	178
2	1:49.549	24.606	140	52.249	173	32.694	177	10	1:46.520	23.112	142	50.852	173	32.556	178
3	1:46.685	23.233	142	50.998	172	32.454	178	11	1:46.816	23.188	142	50.923	175	32.705	178
4	1:46.696	23.072	143	50.862	175	32.762	178	12	1:47.044	23.370	142	51.012	174	32.662	177
5	1:46.782	23.266	141	50.927	174	32.589	178	13	1:46.890	23.497	142	50.912	174	32.481	177
6	1:46.665	23.181	143	50.696	175	32.788	178	14	1:47.362	23.499	142	51.117	173	32.746	176
7	1:46.463	23.230	143	50.771	174	32.462	178								
8	1:46.669	23.174	143	50.921	174	32.574	178								

16 Jason Kremer, DEU ,								theoretical besttime: 1:46.289							
1	1:53.789	29.675	138	51.409	173	32.705	177	9	1:46.470	23.205	142	50.787	174	32.478	177
2	1:46.945	23.347	142	50.990	174	32.608	177	10	1:46.289	23.150	143	50.677	174	32.462	178
3	1:47.588	23.257	142	51.677	174	32.654	176	11	1:46.827	23.236	143	51.018	174	32.573	176
4	1:46.457	23.279	143	50.700	174	32.478	177	12	1:46.356	23.169	143	50.690	174	32.497	177
5	1:46.572	23.292	143	50.734	174	32.546	177	13	1:47.717	23.418	142	51.497	173	32.802	177
6	1:46.675	23.312	142	50.810	173	32.553	177	14	1:49.733	23.245	141	52.848	168	33.640	176
7	1:46.534	23.219	142	50.796	174	32.519	177								
8	1:46.494	23.162	143	50.800	174	32.532	177								



ADAC Formel Masters



Lap Analysis Race 3

Provisional

Hockenheimring, Length: 4574 m

Air temperature: 17.4°C

Track temperature: 17.1°C

Weather condition: Dry



Reg. Nr.: 290/2013

Sunday 29.9.2013 16:55

Lap	Time	SE1	SP1	SE2	SP2	SE3	SP3	Lap	Time	SE1	SP1	SE2	SP2	SE3	SP3
17	Fabian Schiller, DEU ,							theoretical besttime: 1:46.177							
1	1:59.255	32.285	141	53.011	172	33.959	178	9	1:47.414	23.816	142	50.916	174	32.682	178
2	1:48.443	24.075	142	51.002	175	33.366	176	10	1:46.362	23.162	144	50.562	174	32.638	178
3	1:47.643	23.338	143	51.569	175	32.736	179	11	1:46.873	23.363	141	50.866	174	32.644	178
4	1:49.065	23.522	141	52.339	172	33.204	177	12	1:46.534	23.213	143	50.571	174	32.750	178
5	1:46.808	23.370	142	50.825	173	32.613	178	13	1:47.057	23.391	142	50.796	175	32.870	178
6	1:46.652	23.217	142	50.744	174	32.691	178	14	1:48.723	23.189	142	50.492	175	35.042	175
7	1:46.399	23.154	142	50.714	174	32.531	177								
8	1:46.686	23.243	142	50.786	174	32.657	179								

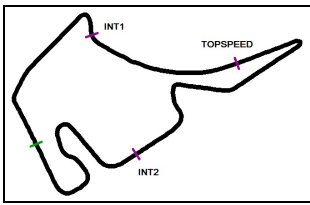
19	Kim Alexander Giersiepen, DEU ,							theoretical besttime: 1:47.750							
1	2:01.255	33.933	135	52.998	170	34.324	175	9	1:48.444	23.760	141	51.530	171	33.154	175
2	1:50.156	23.777	140	52.908	166	33.471	174	10	1:48.618	23.570	141	51.856	171	33.192	175
3	1:50.499	25.087	140	51.938	172	33.474	175	11	1:48.339	23.691	140	51.749	171	32.899	175
4	1:49.486	23.998	139	51.972	173	33.516	176	12	1:48.455	23.689	141	51.480	171	33.286	168
5	1:49.237	23.641	140	51.670	172	33.926	176	13	1:50.269	23.928	139	51.763	171	34.578	173
6	1:48.092	23.586	140	51.321	172	33.185	175	14	1:49.713	24.118	137	51.822	170	33.773	172
7	1:48.090	23.530	139	51.528	171	33.032	176								
8	1:48.270	23.538	140	51.604	171	33.128	174								

20	Martin Gatz, DEU ,							theoretical besttime: 1:48.645							
1	1:59.043	31.962	140	53.189	170	33.892	175	9	1:48.869	23.757	140	51.661	171	33.451	174
2	1:49.584	24.119	140	51.935	173	33.530	175	10	1:49.202	24.084	141	51.579	171	33.539	175
3	1:49.645	24.017	137	52.139	171	33.489	174	11	1:49.714	24.253	140	52.003	170	33.458	174
4	1:50.632	24.064	140	52.790	166	33.778	173	12	1:49.180	23.980	141	51.787	170	33.413	174
5	1:53.130	23.889	140	53.649	165	35.592	175	13	1:49.834	24.235	139	51.875	170	33.724	173
6	1:49.610	24.185	140	51.790	171	33.635	175	14	1:49.679	24.108	140	51.937	171	33.634	173
7	1:48.896	23.862	141	51.599	172	33.435	174								
8	1:48.812	23.653	139	51.689	171	33.470	175								

22	Benedikt Gentgen, DEU ,							theoretical besttime: 23.480							
1	1:55.118	28.798	138	53.063	172	33.257	177								

23	Hannes Utsch, DEU ,							theoretical besttime: 1:48.443							
1	1:59.624	31.665	140	54.069	164	33.890	176	9	1:49.498	23.834	141	52.484	169	33.180	174
2	1:50.285	24.062	139	52.925	170	33.298	175	10	1:48.489	23.810	141	51.715	171	32.964	175
3	1:50.412	23.790	140	52.364	172	34.258	174	11	1:48.763	23.850	141	51.870	171	33.043	174
4	1:50.759	24.927	135	52.495	170	33.337	174	12	1:48.677	23.825	141	51.722	170	33.130	174
5	1:55.806	24.201	141	51.923	172	39.682		13	1:49.412	23.764	140	52.296	170	33.352	173
6	2:04.589	39.614	140	51.789	170	33.186	174	14	1:49.318	23.960	141	52.059	170	33.299	173
7	1:48.935	24.040	140	51.863	170	33.032	175								
8	1:49.100	23.813	140	52.113	170	33.174	174								

24	Stephane Kox, NLD ,							theoretical besttime: 1:46.849							
1	2:00.042	31.455	142	54.731	163	33.856	178	9	1:47.305	23.511	143	51.007	174	32.787	179
2	1:50.345	23.921	141	52.846	172	33.578	178	10	1:47.081	23.410	143	50.652	175	33.019	179
3	1:48.919	24.047	139	51.497	172	33.375	177	11	1:47.277	23.612	142	50.858	175	32.807	178
4	1:48.795	23.747	142	51.823	170	33.225	176	12	1:47.491	23.446	143	51.073	175	32.972	178
5	1:47.976	23.797	142	51.164	174	33.015	177	13	1:47.355	23.667	143	50.770	174	32.918	178
6	1:49.241	24.124	142	51.981	173	33.136	178	14	1:47.499	23.506	143	50.919	175	33.074	178
7	1:47.665	23.596	143	51.184	174	32.885	178								
8	1:48.833	23.973	142	51.753	174	33.107	178								



ADAC Formel Masters

Lap Analysis Race 3

Provisional



Hockenheimring, Length: 4574 m

Air temperature: 17.4°C

Track temperature: 17.1°C

Weather condition: Dry

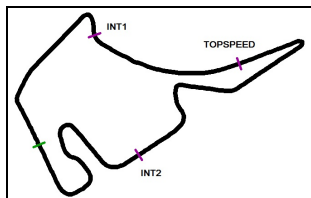


Reg. Nr.: 290/2013

Sunday 29.9.2013 16:55

Lap	Time	SE1	SP1	SE2	SP2	SE3	SP3	Lap	Time	SE1	SP1	SE2	SP2	SE3	SP3
26	Ralph Boschung, CHE ,							theoretical besttime: 1:45.950							
1	1:57.301	32.512	142	51.668	174	33.121	179	9	1:46.038	23.077	142	50.585	175	32.376	179
2	1:50.092	23.959	137	52.559	175	33.574	178	10	1:46.224	23.239	141	50.516	173	32.469	179
3	1:47.723	23.325	143	51.390	175	33.008	177	11	1:46.444	23.058	141	50.537	175	32.849	178
4	1:48.866	23.520	142	52.373	171	32.973	178	12	1:47.475	23.276	142	50.955	173	33.244	178
5	1:46.525	23.191	141	50.744	174	32.590	178	13	1:46.603	23.339	141	50.854	174	32.410	178
6	1:46.275	23.123	141	50.623	175	32.529	178	14	1:46.596	23.232	142	50.641	175	32.723	177
7	1:46.385	23.157	141	50.635	175	32.593	177								
8	1:47.290	23.177	142	50.792	174	33.321	179								

Lap	Time	SE1	SP1	SE2	SP2	SE3	SP3	Lap	Time	SE1	SP1	SE2	SP2	SE3	SP3
29	Marcel Lenerz, DEU ,							theoretical besttime: 1:48.374							
1	2:01.839	33.299	138	53.557		34.983	175	9	1:49.150	23.884	141	51.602	172	33.664	174
2	1:50.765	23.871	141	52.496	172	34.398	175	10	1:48.610	23.826	141	51.449	172	33.335	175
3	1:50.024	24.338	138	52.012	173	33.674	175	11	1:48.818	23.886	141	51.524	172	33.408	175
4	1:49.487	24.219	137	51.607	173	33.661	176	12	1:48.891	23.721	140	51.546	172	33.624	174
5	1:52.952	23.828	141	51.684	173	37.440	151	13	1:48.728	23.813	141	51.368	171	33.547	176
6	1:51.371	25.720	139	52.061	171	33.590	174	14	1:48.631	23.681	141	51.358	172	33.592	175
7	1:49.569	23.939	141	51.718	172	33.912	174								
8	1:49.183	23.868	142	51.713	172	33.602	175								



ADAC Formel Masters

Vmax list Race 3

Provisional



Hockenheimring, Length: 4574 m

Air temperature: 17.4°C

Track temperature: 17.1°C

Weather condition: Dry

DMSB Reg. Nr.: 290/2013
Deutscher Motor Sport Bund e.V.

Sunday 29.9.2013 16:55

Nr	Team, Car, Driver, Nat	Top speed
6	Neuhauser Racing TEAM, Formel ADAC powered by Volkswagen Dienst Marvin , DEU	219,02 km/h
7	Neuhauser Racing TEAM, Formel ADAC powered by Volkswagen Beer Nicolas , DEN	216,43 km/h
10	Mücke-Motorsport, Formel ADAC powered by Volkswagen Schramm Kim Luis , DEU	216,35 km/h
15	Mücke-Motorsport, Formel ADAC powered by Volkswagen Picariello Alessio , BEL	216,26 km/h
4	Lotus, Formel ADAC powered by Volkswagen Visser Beitske , NLD	215,87 km/h
9	Mücke-Motorsport, Formel ADAC powered by Volkswagen Günther Maximilian , DEU	215,74 km/h
19	JBR Motorsport & Engineering GmbH, Formel ADAC powered by Volkswagen Giersiepen Kim Alexander , DEU	215,74 km/h
17	Schiller-Motorsport, Formel ADAC powered by Volkswagen Schiller Fabian , DEU	215,70 km/h
3	Lotus, Formel ADAC powered by Volkswagen Jensen Mikkel , DNK	215,61 km/h
2	Lotus, Formel ADAC powered by Volkswagen O'Keeffe Callan , RSA	215,53 km/h
24	Team KUG Motorsport, Formel ADAC powered by Volkswagen Kox Stephane , NLD	215,48 km/h
26	Team KUG Motorsport, Formel ADAC powered by Volkswagen Boschung Ralph , CHE	215,44 km/h
20	KSW Motorsport, Formel ADAC powered by Volkswagen Gatz Martin , DEU	214,93 km/h
14	Mücke-Motorsport, Formel ADAC powered by Volkswagen Maggi Giorgio , CHE	214,20 km/h
16	Schiller-Motorsport, Formel ADAC powered by Volkswagen Kremer Jason , DEU	213,73 km/h
29	JBR Motorsport & Engineering GmbH, Formel ADAC powered by Volkswagen Lenerz Marcel , DEU	213,69 km/h
22	JBR Motorsport & Engineering GmbH, Formel ADAC powered by Volkswagen Gentgen Benedikt , DEU	212,26 km/h
23	JBR Motorsport & Engineering GmbH, Formel ADAC powered by Volkswagen Utsch Hannes , DEU	210,90 km/h
5	Lotus, Formel ADAC powered by Volkswagen Dontje Indy , NLD	210,32 km/h
8	Neuhauser Racing TEAM, Formel ADAC powered by Volkswagen Riener Stefan , AUT	km/h