



ADAC Formel Masters

Result List Race 1

Provisional



Hockenheimring, Length: 4574 m

Air temperature: 21.1°C

Track temperature: 19.4°C

Weather condition: Dry

DMSB Reg. Nr.: 290/2013
Deutscher Motor Sport Bund e.V.

Saturday 28.9.2013 14:15

started : 21 classified : 19 not classified : 2

Competitor Drivers	Sponsor Car	Laps	Total Time	Gap	Kph	Lap	Time	Kph
1 15 ADAC Berlin-Brandenburg e.V. A.Picariello(BEL)	Formel ADAC power by Volkswagen	14	25:01.651		153,5	5	1:46.369	154,8
2 9 ADAC Berlin-Brandenburg e.V. M.Günther(DEU)	Formel ADAC power by Volkswagen	14	25:02.959	1.308	153,4	6	1:46.331	154,9
3 26 Team KUG Motorsport R.Boschung(CHE)	Formel ADAC power by Volkswagen	14	25:05.589	3.938	153,1	5	1:46.444	154,7
4 7 Neuhauser Racing Team N.Beer(DEN)	Formel ADAC power by Volkswagen	14	25:08.743	7.092	152,8	11	1:46.269	155,0
5 17 Schiller Motorsport F.Schiller(DEU)	Formel ADAC power by Volkswagen	14	25:10.052	8.401	152,7	5	1:46.509	154,6
6 16 Schiller-Motorsport J.Kremer(DEU)	Formel ADAC power by Volkswagen	14	25:10.530	8.879	152,6	11	1:46.529	154,6
7 4 Lotus B.Visser(NLD)	Formel ADAC power by Volkswagen	14	25:12.557	10.906	152,4	10	1:46.619	154,4
8 8 Neuhauser Racing Team S.Riener(AUT)	Formel ADAC power by Volkswagen	14	25:16.232	14.581	152,0	13	1:46.727	154,3
9 3 Lotus M.Jensen(DNK)	Formel ADAC power by Volkswagen	14	25:17.339	15.688	151,9	9	1:46.690	154,3
10 5 Lotus I.Dontje(NLD)	Formel ADAC power by Volkswagen	14	25:17.897	16.246	151,9	13	1:46.719	154,3
11 22 JBR Motorsport & Engineering GmbH B.Gentgen(DEU)	ADAC Nordrhein e.V. Formel ADAC power by Volkswagen	14	25:26.790	25.139	151,0	14	1:47.475	153,2
12 2 Lotus C.O'Keeffe(RSA)	Formel ADAC power by Volkswagen	14	25:27.406	25.755	150,9	10	1:47.194	153,6
13 10 ADAC Berlin-Brandenburg e.V. K.Schramm(DEU)	Formel ADAC power by Volkswagen	14	25:30.905	29.254	150,6	7	1:47.459	153,2
14 11 ADAC Berlin-Brandenburg e.V. H.Grapp(DEU)	Formel ADAC power by Volkswagen	14	25:33.182	31.531	150,4	10	1:47.954	152,5
15 19 JBR Motorsport & Engineering GmbH K.Giersiepen(DEU)	ADAC Westfalen Team Sport Formel ADAC power by Volkswagen	14	25:35.346	33.695	150,1	9	1:47.783	152,8
16 24 Team KUG Motorsport S.Kox(NLD)	Formel ADAC power by Volkswagen	14	25:37.526	35.875	149,9	11	1:47.840	152,7
17 23 JBR Motorsport & Engineering GmbH H.Utsch(DEU)	Formel ADAC power by Volkswagen	14	25:43.030	41.379	149,4	7	1:48.774	151,4
18 29 JBR Motorsport & Engineering M.Lenerz(DEU)	Formel ADAC power by Volkswagen	14	26:12.466	1:10.815	146,6	8	1:49.206	150,8
19 14 ADAC Berlin-Brandenburg e.V. G.Maggi(CHE)	Formel ADAC power by Volkswagen	14	26:15.518	1:13.867	146,3	8	1:49.183	150,8
not classified								
20 KSW Motorsport M.Gatz(DEU)	ADAC Westfalen Team Sport Formel ADAC power by Volkswagen	6	11:11.033	8LAPS	147,2	6	1:49.406	150,5
6 Neuhauser Racing Team M.Dienst(DEU)	ADAC Nordbaden e.V. Formel ADAC power by Volkswagen	2	26:36.203	12LAPS				

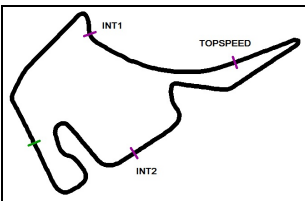
Fastest lap of the race. Car 7 driver on lap 11. Time 1:46.269, average speed 155,0 km/h.

Subject to final scrutineering!

Publications Time:

Clerk of the course:

Time Keeping:



ADAC Formel Masters

Lap chart Race 1

Provisional

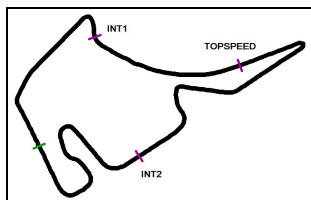


Hockenheimring, Length: 4574 m

Saturday 28.9.2013 14:15

POS	1	2	3	4	5	6	7	8	9	10	11	12	13	14	15	16	17	18	19	20	21	22	23	
LAP 1	15	9	26	17	16	4	7	8	22	3	11	2	5	10	19	24	23	20	29	14	.	6		
LAP 2	15	9	26	17	16	7	8	4	3	22	11	5	10	19	24	23	20	2	29	14	.	6		
LAP 3	15	9	26	17	16	7	8	4	3	22	5	11	10	24	19	23	2	20	29	14				
LAP 4	15	9	26	17	16	7	4	3	8	22	5	11	10	24	19	2	23	20	29	14				
LAP 5	15	9	26	17	16	7	4	3	8	5	22	10	11	24	19	2	20	23	29	14				
LAP 6	15	9	26	17	16	7	4	8	3	5	22	10	11	24	2	19	20	23	29	14				
LAP 7	15	9	26	17	16	7	4	8	3	5	22	10	11	2	19	24	23	29	14					
LAP 8	15	9	26	17	16	7	4	8	3	5	22	10	11	2	19	24	23	29	14					
LAP 9	15	9	26	17	7	16	4	8	3	5	22	10	2	11	19	24	23	29	14					
LAP 10	15	9	26	17	7	16	4	8	3	5	22	10	2	11	19	24	23	29	.14					
LAP 11	15	9	26	17	7	16	4	8	3	5	22	10	2	11	19	24	23	.29	14					
LAP 12	15	9	26	17	7	16	4	8	3	5	22	2	10	19	11	24	23	29	14					
LAP 13	15	9	26	17	7	16	4	8	3	5	22	2	10	11	19	24	23	29	14					
LAP 14	15	9	26	7	17	16	4	8	3	5	22	2	10	11	19	24	23	29	14					

. - PIT STOP ' - LAP BEHIND



ADAC Formel Masters



Lap analysis Race 1

Provisional

Hockenheimring, Length: 4574 m

Air temperature: 21.1°C

Track temperature: 19.4°C

Weather condition: Dry



Reg. Nr.: 290/2013

Saturday 28.9.2013 14:15

Lap	Time	SE1	SP1	SE2	SP2	SE3	SP3	TSP	Lap	Time	SE1	SP1	SE2	SP2	SE3	SP3	TSP
2	Callan O'Keeffe, RSA ,								theoretical besttime: 1:47.067								
1	1:59.842	31.983	137	53.419	166	34.440	177	210	9	1:47.201	23.304	141	51.087	172	32.810	175	210
2	1:52.492				171	32.898	178		10	1:47.194	23.302	140	51.097	172	32.795	176	208
3	1:49.216	23.533	139	51.611	173	34.072	176	209	11	1:47.528	23.305	142	51.243	174	32.980	177	213
4	1:48.949	23.698	139	52.145	170	33.106	178	210	12	1:47.592	23.317	141	51.348	172	32.927	177	213
5	1:47.985	23.537	140	51.209	174	33.239	175	216	13	1:47.205	23.333	141	51.104	173	32.768	177	208
6	1:48.459	24.063	141	51.037	172	33.359	176	214	14	1:47.335	23.262	141	51.161	173	32.912	177	209
7	1:48.621	23.681	138	51.732	171	33.208	174	211									
8	1:47.787	23.396	141	51.442	168	32.949	176	209									

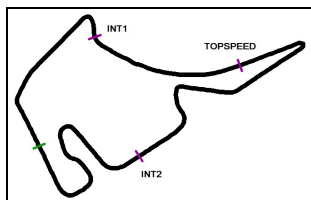
3	Mikkel Jensen, DNK ,								theoretical besttime: 1:46.633								
1	1:59.462	32.392	138	52.623	171	34.447	176	215	9	1:46.690	23.169	142	50.845	173	32.676	177	210
2	1:49.341	23.814	139	51.525	173	34.002	177	209	10	1:46.899	23.306	141	50.829	173	32.764	177	211
3	1:47.452	23.359	140	51.026	173	33.067	178	215	11	1:46.860	23.256	140	50.922	173	32.682	178	210
4	1:49.652	23.591	142	52.868	171	33.193	177	214	12	1:46.802	23.171	141	50.910	174	32.721	177	210
5	1:47.172	23.342	141	51.111	172	32.719	178	211	13	1:46.930	23.213	141	50.933	173	32.784	177	211
6	1:48.667	23.494	141	52.304	171	32.869	178	207	14	1:47.082	23.235	141	50.983	173	32.864	178	210
7	1:47.136	23.325	141	50.970	172	32.841	177	211									
8	1:47.194	23.234	142	51.325	172	32.635	177	210									

4	Beitske Visser, NLD ,								theoretical besttime: 1:46.466								
1	1:58.479	30.471	141	53.093	170	34.915	176	211	9	1:46.772	23.248	141	51.025	173	32.499	177	208
2	1:49.803	24.282	140	51.932	170	33.589	177	208	10	1:46.619	23.316	141	50.807	173	32.496	177	209
3	1:47.457	23.492	141	50.871	175	33.094	178	212	11	1:46.642	23.265	142	50.796	174	32.581	177	209
4	1:49.302	23.987	140	52.548	171	32.767	177	212	12	1:46.668	23.306	141	50.845	174	32.517	177	209
5	1:46.835	23.289	141	50.939	173	32.607	177	209	13	1:46.668	23.313	141	50.736	174	32.619	177	209
6	1:46.856	23.246	141	51.043	172	32.567	178	209	14	1:46.904	23.388	142	50.871	174	32.645	178	209
7	1:46.783	23.258	141	50.956	172	32.569	176	208									
8	1:46.769	23.234	141	50.987	173	32.548	176	209									

5	Indy Dontje, NLD ,								theoretical besttime: 1:46.551								
1	2:00.033	32.610	139	52.997	167	34.426	178	214	9	1:46.882	23.293	141	51.072	173	32.517	177	209
2	1:49.534	24.124	140	52.061	173	33.349	173	214	10	1:46.802	23.297	141	50.833	173	32.672	177	211
3	1:48.628	23.919	139	52.073	172	32.636	177	211	11	1:46.792	23.278	141	50.911	173	32.603	178	210
4	1:48.637	23.442	141	51.566	172	33.629	178	209	12	1:46.826	23.298	141	50.964	174	32.564	178	210
5	1:47.803	24.179	140	51.050	173	32.574	176	210	13	1:46.719	23.201	141	50.845	174	32.673	178	211
6	1:47.610	23.337	140	51.233	173	33.040	177	209	14	1:47.124	23.297	140	51.127	173	32.700	178	211
7	1:47.169	23.396	140	50.959	173	32.814	176	212									
8	1:47.338	23.496	140	51.084	173	32.758	177	211									

6	Marvin Dienst, DEU ,								theoretical besttime:								
1	2:15.749	29.816	140	53.253	166	52.680		208	2	24:20.454							

7	Nicolas Beer, DEN ,								theoretical besttime: 1:46.145								
1	1:58.622	31.125	139	52.931		34.566	179	209	9	1:47.685	23.391	141	51.660	173	32.634	178	211
2	1:47.721	23.767	140	51.039	173	32.915	178	211	10	1:46.582	23.269	142	50.794	173	32.519	177	211
3	1:47.431	23.745	141	51.173	173	32.513	179	212	11	1:46.269	23.116	142	50.776	174	32.377	178	209
4	1:46.742	23.440	141	50.847	173	32.455	179	212	12	1:46.418	23.180	141	50.836	174	32.402	179	211
5	1:46.943	23.581	141	50.683	174	32.679	178	213	13	1:46.799	23.361	141	50.825	174	32.613	177	211
6	1:46.755	23.477	141	50.785	173	32.493	180	211	14	1:46.617	23.277	140	50.881	172	32.459	178	212
7	1:47.255	23.313	142	50.652	174	33.290	176	214									
8	1:46.904	23.478	142	50.764	171	32.662	179	214									



ADAC Formel Masters



Lap analysis Race 1

Provisional

Hockenheimring, Length: 4574 m

Air temperature: 21.1°C

Track temperature: 19.4°C

Weather condition: Dry



Reg. Nr.: 290/2013

Saturday 28.9.2013 14:15

Lap	Time	SE1	SP1	SE2	SP2	SE3	SP3	TSP	Lap	Time	SE1	SP1	SE2	SP2	SE3	SP3	TSP
-----	------	-----	-----	-----	-----	-----	-----	-----	-----	------	-----	-----	-----	-----	-----	-----	-----

16 Jason Kremer, DEU ,

theoretical besttime: 1:46.405

1	1:58.182	31.333	142	52.613	168	34.236	177	213	9	1:48.623	23.735	144	51.839	174	33.049	175	211
2	1:47.979	23.636	141	51.252	173	33.091	177	211	10	1:46.877	23.484	142	50.712	174	32.681	177	211
3	1:47.172	23.488	142	50.920	174	32.764	178	211	11	1:46.529	23.263	142	50.684	174	32.582	178	211
4	1:46.910	23.341	142	50.924	174	32.645	177	211	12	1:46.621	23.218	142	50.725	175	32.678	176	210
5	1:46.611	23.257	142	50.693	174	32.661	178	211	13	1:46.588	23.304	142	50.605	174	32.679	177	210
6	1:46.846	23.398	142	50.816	174	32.632	179	211	14	1:47.165	23.250	142	50.860	175	33.055	176	211
7	1:47.390	23.430	143	50.761	175	33.199	177	213									
8	1:47.037	23.304	143	50.904	170	32.829	176	212									

17 Fabian Schiller, DEU ,

theoretical besttime: 1:46.482

1	1:57.578	30.025	141	53.382	170	34.171	176	210	9	1:46.774	23.323	142	50.926	174	32.525	177	208
2	1:47.419	23.427	142	51.163	173	32.829	178	211	10	1:46.814	23.441	142	50.845	174	32.528	178	209
3	1:47.212	23.348	141	51.147	173	32.717	177	210	11	1:46.829	23.356	142	50.964	174	32.509	177	208
4	1:46.890	23.321	142	51.026	173	32.543	178	210	12	1:47.067	23.406	142	50.922	174	32.739	176	208
5	1:46.509	23.172	142	50.872	173	32.465	178	209	13	1:46.605	23.227	142	50.888	173	32.490	177	209
6	1:47.413	23.447	142	50.922	172	33.044	175	210	14	1:48.580	23.245	142	52.541	170	32.794	177	209
7	1:47.243	23.558	142	51.157	172	32.528	178	209									
8	1:47.119	23.343	143	50.996	173	32.780	177	209									

19 Kim Alexander Giersiepen, DEU ,

theoretical besttime: 1:47.526

1	2:00.833	33.306	138	52.871	169	34.656	172	210	9	1:47.783	23.434	140	51.520	171	32.829	174	206
2	1:49.431	23.892	139	51.855	172	33.684	175	212	10	1:47.974	23.370	139	51.480	171	33.124	175	208
3	1:49.969	23.910	140	52.823	171	33.236	176	210	11	1:47.886	23.472	139	51.491	171	32.923	174	208
4	1:49.732	23.937	138	52.470	170	33.325	176	212	12	1:48.384	23.532	139	51.709	171	33.143	174	209
5	1:48.441	23.708	140	51.327	172	33.406	174	211	13	1:50.111	23.587	140	52.524	171	34.000	169	205
6	1:48.726	23.836	140	51.700	171	33.190	177	212	14	1:48.884	23.894	138	51.831	171	33.159	174	206
7	1:48.648	23.703	140	51.690	170	33.255	176	210									
8	1:48.544	23.670	139	51.949	171	32.925	175	210									

20 Martin Gatz, DEU ,

theoretical besttime: 1:49.224

1	2:01.889	34.375	140	53.174	154	34.340	176	214	5	1:50.012	24.500	139	51.881	171	33.631	174	210
2	1:49.755	24.287	141	51.817	172	33.651	174	212	6	1:49.406	24.038	140	51.715	170	33.653	175	209
3	1:50.142	24.448	141	51.766	173	33.928	176	211									
4	1:49.829	23.970	141	52.084	168	33.775	174	216									

22 Benedikt Gentgen, DEU ,

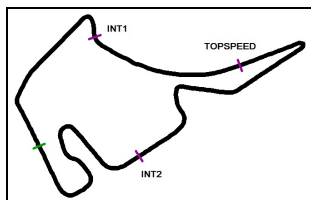
theoretical besttime: 1:47.099

1	1:59.165	31.611	142	52.856	172	34.698	177		9	1:47.975	23.620	140	51.483	172	32.872	176	208
2	1:49.877	24.246	141	51.780	173	33.851	177	211	10	1:49.267	23.345	141	52.806	164	33.116	176	209
3	1:48.040	23.634	141	51.465	172	32.941	176	213	11	1:47.701	23.436	141	51.422	172	32.843	176	208
4	1:49.668	23.372	141	52.569	173	33.727	175	211	12	1:47.774	23.481	142	51.300	172	32.993	176	208
5	1:48.676	24.780	140	51.107	172	32.789	177	213	13	1:47.501	23.334	141	51.360	173	32.807	176	208
6	1:48.074	23.417	141	51.208	171	33.449	177	211	14	1:47.475	23.203	141	51.353	173	32.919	175	207
7	1:48.000	23.659	141	51.258	172	33.083	175	211									
8	1:47.597	23.436	141	51.289	172	32.872	176	210									

23 Hannes Utsch, DEU ,

theoretical besttime: 1:48.571

1	2:01.500	33.978	140	52.986	167	34.536	175	211	9	1:48.813	23.785	140	51.885	170	33.143	174	205
2	1:49.596	24.130	140	51.861	172	33.605	176	212	10	1:48.912	23.730	140	51.957	170	33.225	174	206
3	1:50.155	23.938	141	52.162	172	34.055	175	212	11	1:49.080	23.896	140	51.851	170	33.333	174	205
4	1:50.302	24.126	140	52.126	171	34.050	172	207	12	1:49.040	23.858	140	51.960	171	33.222	175	205
5	1:51.177	25.563	138	52.219	170	33.395	176	209	13	1:48.947	23.760	140	51.812	170	33.375	174	205
6	1:48.856	23.955	140	51.759	171	33.142	176	209	14	1:48.807	23.740	140	51.791	171	33.276	175	205
7	1:48.774	23.781	140	51.699	170	33.294	173	212									
8	1:49.071	23.994	140	51.913	170	33.164	174	206									



ADAC Formel Masters



Lap analysis Race 1

Provisional

Hockenheimring, Length: 4574 m

Air temperature: 21.1°C

Track temperature: 19.4°C

Weather condition: Dry



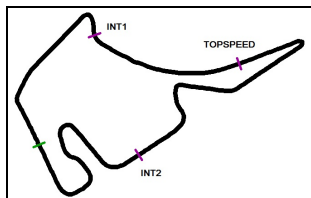
Reg. Nr.: 290/2013

Saturday 28.9.2013 14:15

Lap	Time	SE1	SP1	SE2	SP2	SE3	SP3	TSP	Lap	Time	SE1	SP1	SE2	SP2	SE3	SP3	TSP
24	Stephane Kox, NLD ,								theoretical besttime: 1:47.733								
1	2:01.232	33.723	141	52.783	171	34.726	177	219	9	1:47.945	23.539	142	51.166	174	33.240	176	214
2	1:49.628	24.017	142	51.622	174	33.989	175	215	10	1:48.170	23.742	141	51.220	174	33.208	177	213
3	1:49.002	23.908	142	51.944	173	33.150	178	217	11	1:47.840	23.609	142	51.203	174	33.028	177	212
4	1:49.836	24.214	141	52.210	172	33.412	178	202	12	1:51.341	23.611	141	51.225	174	36.505	175	212
5	1:48.445	23.778	142	51.278	175	33.389	177	216	13	1:48.619	23.857	141	51.371	174	33.391	175	209
6	1:48.539	23.814	141	51.394	172	33.331	177	213	14	1:48.485	23.760	141	51.351	174	33.374	175	209
7	1:49.768	24.538	125	51.731	172	33.499	177	214									
8	1:48.676	23.740	141	51.585	173	33.351	177	215									

26	Ralph Boschung, CHE ,								theoretical besttime: 1:46.266								
1	1:56.603	30.819	141	52.353	171	33.431	178	210	9	1:46.549	23.332	142	50.741	175	32.476	178	210
2	1:47.174	23.444	142	50.980	174	32.750	177	211	10	1:46.526	23.318	142	50.704	174	32.504	178	210
3	1:47.097	23.433	142	50.987	174	32.677	178	211	11	1:47.095	23.498	142	50.897	174	32.700	177	210
4	1:46.951	23.444	141	50.998	174	32.509	179	211	12	1:46.840	23.303	141	50.939	174	32.598	178	210
5	1:46.444	23.281	142	50.587	175	32.576	179	212	13	1:47.032	23.329	142	50.972	173	32.731	177	210
6	1:46.729	23.506	140	50.787	174	32.436	179	210	14	1:46.863	23.285	142	50.937	173	32.641	177	210
7	1:46.477	23.306	142	50.590	174	32.581	178	211									
8	1:47.209	23.243	142	51.227	174	32.739	177	212									

29	Marcel Lenerz, DEU ,								theoretical besttime: 1:49.118								
1	2:02.827	34.842	135	52.903	170	35.082	172	208	9	1:49.416	23.999	141	51.552	172	33.865	174	208
2	1:51.229	24.374	140	52.831	172	34.024	174	202	10	1:49.822	24.167	141	52.032	172	33.623	175	208
3	1:49.706	24.158	139	51.850	172	33.698	175	210	11	1:57.213	24.438	140	52.087	172	40.688		207
4	1:49.386	24.027	141	51.629	171	33.730	175	210	12	2:03.454	37.478	140	52.140	171	33.836	173	206
5	1:50.062	24.299	140	52.059	172	33.704	177	211	13	1:49.941	24.134	141	51.995	171	33.812	174	205
6	1:49.390	23.943	142	51.801	172	33.646	176	209	14	1:50.734	24.445	140	52.262	172	34.027	173	205
7	1:50.080	23.959	140	52.324	170	33.797	174	212									
8	1:49.206	24.017	141	51.553	172	33.636	174	209									



ADAC Formel Masters

Vmax list Race 1

Provisional



Hockenheimring, Length: 4574 m

Air temperature: 21.1°C

Track temperature: 19.4°C

Weather condition: Dry

DMSB Reg. Nr.: 290/2013
Deutscher Motor Sport Bund e.V.

Saturday 28.9.2013 14:15

Nr	Team, Car, Driver, Nat	Top speed
24	Team KUG Motorsport, Formel ADAC power by Volkswagen Kox Stephane , NLD	218,62 km/h
20	KSW Motorsport, Formel ADAC power by Volkswagen Gatz Martin , DEU	216,17 km/h
2	Lotus, Formel ADAC power by Volkswagen O'Keeffe Callan , RSA	215,91 km/h
8	Neuhauser Racing TEAM, Formel ADAC power by Volkswagen Riener Stefan , AUT	215,23 km/h
3	Lotus, Formel ADAC power by Volkswagen Jensen Mikkel , DNK	214,80 km/h
7	Neuhauser Racing TEAM, Formel ADAC power by Volkswagen Beer Nicolas , DEN	214,12 km/h
5	Lotus, Formel ADAC power by Volkswagen Dontje Indy , NLD	214,07 km/h
16	Schiller-Motorsport, Formel ADAC power by Volkswagen Kremer Jason , DEU	213,35 km/h
22	JBR Motorsport & Engineering GmbH, Formel ADAC power by Volkswagen Gentgen Benedikt , DEU	213,35 km/h
11	Mücke-Motorsport, Formel ADAC power by Volkswagen Grapp Hendrik , DEU	213,23 km/h
10	Mücke-Motorsport, Formel ADAC power by Volkswagen Schramm Kim Luis , DEU	212,98 km/h
14	Mücke-Motorsport, Formel ADAC power by Volkswagen Maggi Giorgio , CHE	212,77 km/h
26	Team KUG Motorsport, Formel ADAC power by Volkswagen Boschung Ralph , CHE	212,47 km/h
4	Lotus, Formel ADAC power by Volkswagen Visser Beitske , NLD	212,35 km/h
23	JBR Motorsport & Engineering GmbH, Formel ADAC power by Volkswagen Utsch Hannes , DEU	212,14 km/h
19	JBR Motorsport & Engineering GmbH, Formel ADAC power by Volkswagen Giersiepen Kim Alexander , DEU	212,06 km/h
29	JBR Motorsport & Engineering, Formel ADAC power by Volkswagen Lenerz Marcel , DEU	211,72 km/h
17	Schiller-Motorsport, Formel ADAC power by Volkswagen Schiller Fabian , DEU	210,69 km/h
9	Mücke-Motorsport, Formel ADAC power by Volkswagen Günther Maximilian , DEU	209,91 km/h
6	Neuhauser Racing TEAM, Formel ADAC power by Volkswagen Dienst Marvin , DEU	208,49 km/h
15	Mücke-Motorsport, Formel ADAC power by Volkswagen Picariello Alessio , BEL	207,49 km/h