



ADAC GT Masters

Results Race 1



Provisional

DMSB Reg. Nr.: 290/2013
Deutscher Motor Sport Bund e.V.

Amended
28.9.2013 - 14:22

Hockenheimring, Length: 4574 m

Air temperature: 26.3°C

Track temperature: 30.7°C

Weather condition: Dry

Saturday 28.9.2013 12:17

started : 26 classified : 20 not classified : 6

	Drivers	Team	Car	Laps	Total Time	Gap	Kph	Lap	Time	Kph
1	14 F.Kechele/D.Schwager	Lambda Performance	Ford GT GT3	24	1:11:04.302			5	1:40.418	164,0
2	10 M.Götz/M.Buhk	Polarweiss Racing	Mercedes Benz SLS AMG GT3	24	1:11:11.647	7.345		8	1:41.109	162,9
3	8 R.Renauer/M.Ragginger	Tonino powered by Herberth Motors	Porsche 911 GT3 R	24	1:11:23.727	19.425		7	1:41.181	162,7
4	19 C.Hürtgen/D.Baumann	PIXUM Team Schubert	BMW Z4 GT3	24	1:11:28.306	24.004		13	1:41.576	162,1
5	2 D.Alessi/D.Keilwitz	Callaway Competition	Corvette Z06.R GT3	24	1:11:33.742	29.440		13	1:41.498	162,2
6	12 J.den Boer/S.Knap	DB Motorsport	BMW Z4 GT3	24	1:11:35.356	31.054		11	1:41.492	162,2
7	7 D.Jahn/J.Aeberhard	Farnbacher Racing	Porsche 911 GT3 R	24	1:11:38.463	34.161		7	1:41.419	162,4
8	1 S.Asch/F.Stoll	MS RACING	Audi R8 LMS Ultra	24	1:11:39.217	34.915		11	1:41.438	162,3
9	11 L.Ludwig/T.Jäger	Polarweiss Racing	Mercedes Benz SLS AMG GT3	24	1:11:39.673	35.371		8	1:41.983	161,5
10	3 A.Wirth/C.Hohenadel	Callaway Competition	Corvette Z06.R GT3	24	1:11:46.509	42.207		17	1:42.086	161,3
11	6 M.Farnbacher/P.Frommenwiler	Farnbacher Racing	Porsche 911 GT3 R	24	1:11:47.544	43.242		7	1:41.636	162,0
12	20 M.Sandritter/J.Müller	PIXUM Team Schubert	BMW Z4 GT3	24	1:11:52.249	47.947		14	1:42.447	160,7
13	5 C.Nielsen(*G*)/K.Giermaziak	Farnbacher Racing	Porsche 911 GT3 R	24	1:11:56.304	52.002		16	1:41.860	161,7
14	100 D.Dobitsch/A.Patel	MS RACING	Audi R8 LMS Ultra	24	1:11:59.338	55.036		8	1:41.776	161,8
15	18 T.Seiler(*G*)/J.Bleekemolen	Callaway Competition	Corvette Z06.R GT3	24	1:12:02.971	58.669		20	1:41.281	162,6
16	17 R.Lips(*G*)/L.Marionek	Callaway Competition	Corvette Z06.R GT3	24	1:12:03.566	59.264		18	1:42.456	160,7
17	49 E.Ide/N.Verdonck	Phoenix Racing	Audi R8 LMS Ultra	24	1:12:04.080	59.778		20	1:42.082	161,3
18	25 J.Fannin/S.Kane	JRM	Nissan GT-R NISMO GT3	24	1:12:21.322	1:17.020		18	1:42.824	160,1
19	24 M.Bell/P.Dumbreck	JRM	Nissan GT-R NISMO GT3	24	1:12:22.975	1:18.673		7	1:42.599	160,5
20	16 F.Schmickler/P.Geipel	THE BOSS YACO Racing	Audi R8 LMS Ultra	24	1:12:34.637	1:30.335		19	1:42.157	161,2
not classified										
28	C.Jöns/M.Winkelhock	Prosperia C. Abt Racing	Audi R8 LMS Ultra	11	48:16.056	13LAPS		8	1:41.785	161,8
27	R.Rast/C.Mies	Prosperia C. Abt Racing	Audi R8 LMS Ultra	9	45:42.501	15LAPS		6	1:41.419	162,4
9	R.Bourdeaux(*G*)/A.Renauer	Tonino powered by Herberth Motors	Porsche 911 GT3 R	5	38:11.210	19LAPS		4	1:43.796	158,6
4	M.Christensen/N.Armindo	Team GW-Schütz	Porsche 911 GT3 R	5	38:23.216	19LAPS		4	1:42.955	159,9
26	R.Frey/C.Haase	Prosperia C. Abt Racing	Audi R8 LMS Ultra							
40	G.Beisel(*G*)/S.Barth	RWT Racing Team	Corvette Z06.R GT3							

Fastest lap of the race. Car 14 driver Kechele on lap 5. Time 1:40.418, average speed 164,0 km/h.

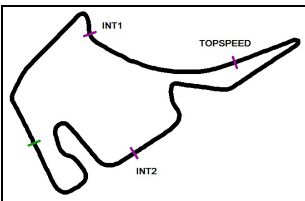
(*G*) marks the Gentlemen driver

Subject to final scrutineering!

Publications Time:

Clerk of the course:

Time Keeping:



ADAC GT Masters

Lap chart Race 1

Provisional



Hockenheimring, Length: 4574 m

Saturday 28.9.2013 12:47

POS	1	2	3	4	5	6	7	8	9	10	11	12	13	14	15	16	17	18	19	20	21	22	23	24	25	26	27	28	29			
LAP 1	14	10	27	7	8	6	28	19	12	2	1	11	4	100	5	24	20	3	9	16	17	18	49	25								
LAP 2	14	10	27	7	8	6	28	19	12	2	1	11	4	100	5	24	20	3	9	17	16	18	49	25								
LAP 3	14	10	27	8	7	6	28	19	12	2	1	11	4	100	24	5	20	3	9	17	16	18	49	25								
LAP 4	14	10	27	8	7	6	28	19	12	2	1	11	100	24	5	3	20	17	9	16	18	49	25	.4								
LAP 5	14	10	27	8	7	6	28	19	12	2	1	11	100	24	3	5	20	17	16	18	49	25										
LAP 6	14	10	27	8	7	6	28	19	12	2	1	11	100	24	3	5	20	17	16	49	18	25										
LAP 7	14	10	8	7	6	28	19	12	2	1	11	100	24	3	20	17	27	5	16	49	18	25										
LAP 8	14	10	8	7	6	28	19	12	2	1	11	100	24	3	20	17	5	16	49	18	25	.27										
LAP 9	14	10	8	7	6	28	12	1	.19	100	.2	.11	24	3	17	.20	.5	.16	.49	.18	.25											
LAP 10	14	10	8	7	6	12	1	.28	100	3	24	.17	19	2	11	20	16	5	18'	49'	25'											
LAP 11	.14	10	7	.8	6	12	1	.100	3	24	19	2	11	20	17	5	18'	49'	25'	.16'												
LAP 12	.10	7	.6	.12	.1	3	.24	14	8	19	2	11	100	20	17	5	18	49'	25'	16'												
LAP 13	7	.3	14	10	8	6	19	2	12	1	11	100	20	17	24	5	18	49	25'	16'												
LAP 14	.7	14	10	8	19	2	12	.6	1	11	3	100	20	17	5	24	18	49	25	16												
LAP 15	14	10	8	7	19	2	12	1	11	3	6	20	100	17	5	18	49	25	24	16												
LAP 16	14	10	8	7	19	2	12	1	11	3	6	20	100	17	5	18	49	25	24	16												
LAP 17	14	10	8	19	7	2	12	1	11	3	6	20	100	17	5	18	49	25	24	16												
LAP 18	14	10	8	19	7	2	12	1	11	3	6	20	100	17	5	18	49	25	24	16												
LAP 19	14	10	8	19	2	7	12	1	11	3	6	20	100	17	5	18	49	25	24	16												
LAP 20	14	10	8	19	2	7	12	1	11	3	6	20	100	5	18	17	49	25	24	16												
LAP 21	14	10	8	19	2	12	7	1	11	3	6	20	100	5	18	17	49	25	24	16												
LAP 22	14	10	8	19	2	12	7	1	11	3	6	20	100	5	18	17	49	25	24	16												
LAP 23	14	10	8	19	2	12	7	1	11	3	6	20	5	100	18	17	49	25	24	16												

. - PIT STOP ' - LAP BEHIND



ADAC GT Masters



Lap analysis Race 1

Provisional

Hockenheimring, Length: 4574 m

Air temperature: 19.9°C

Track temperature: 18.6°C

Weather condition: Dry



Reg. Nr.: 290/2013

Saturday 28.9.2013 12:47

Lap	Time	SE1	SP1	SE2	SP2	SE3	SP3	TSP	Lap	Time	SE1	SP1	SE2	SP2	SE3	SP3	TSP
1 Sebastian Asch, DEU/ Florian Stoll, DEU									theoretical besttime: 1:41.332								
1	2:47.894	55.438	111	1:11.776	89	40.680	194	114	13	2:47.409	1:27.455	157	46.980	190	32.974	199	253
2	1:44.117				188	32.988	198	255	14	1:42.595	22.721	156	47.064	190	32.810	199	253
3	1:42.555	22.637	156	46.852	190	33.066	198	255	15	1:42.375	22.744	159	46.860	191	32.771	199	254
4	1:42.124	22.735	157	46.624	191	32.765	198	255	16	1:42.423	22.616	158	46.881	191	32.926	199	254
5	1:42.207	22.769	157	46.783	191	32.655	199	255	17	1:42.472	22.851	160	46.767	191	32.854	199	254
6	1:42.321	22.729	159	46.970	187	32.622	199	256	18	1:42.457	22.695	158	46.904	192	32.858	200	254
7	1:41.794	22.594	157	46.615	189	32.585	199	256	19	1:42.604	22.877	158	46.837	192	32.890	200	254
8	1:42.217	22.674	156	46.818	190	32.725	198	256	20	1:42.536	22.621	158	46.904	192	33.011	199	254
9	1:42.625	22.654	155	46.909	189	33.062	198	257	21	1:42.943	22.928	158	46.875	191	33.140	199	255
10	1:41.438	22.409	156	46.721	190	32.308	198	255	22	1:43.208	22.919	159	46.993	191	33.296	199	255
11	1:41.718	22.515	158	46.658	190	32.545	198	254	23	1:43.847	23.145	157	47.329	191	33.373	199	253
12	1:47.082	22.740	157	46.850	190	37.492		254									

2 Diego Alessi, ITA/ Daniel Keilwitz, DEU									theoretical besttime: 1:41.300								
1	2:47.380	54.583	131	1:11.869	89	40.928	202	147	13	1:41.631	22.560	161	46.218	193	32.853	202	263
2	1:44.150	23.340	160	47.778	191	33.032	201	259	14	1:41.748	22.703	162	46.424	193	32.621	204	264
3	1:42.654	22.608	161	46.824	188	33.222	203	265	15	1:41.783	22.599	161	46.364	193	32.820	203	264
4	1:42.014	22.536	161	46.447	192	33.031	202	265	16	1:42.209	22.624	162	46.541	192	33.044	200	264
5	1:42.128	22.660	162	46.383	191	33.085	203	265	17	1:42.335	22.865	161	46.431	193	33.039	204	262
6	1:41.922	22.609	162	46.412	193	32.901	202	265	18	1:42.421	22.815	162	46.533	193	33.073	204	265
7	1:41.916	22.581	161	46.376	191	32.959	203	265	19	1:42.503	22.913	161	46.524	193	33.066	203	265
8	1:42.475	22.558	161	46.768	193	33.149	200	265	20	1:42.436	22.728	162	46.591	193	33.117	203	263
9	1:47.265	22.769	161	46.891	193	37.605		265	21	1:42.455	22.716	162	46.568	193	33.171	201	262
10	2:46.828	1:27.666	161	46.338	193	32.824	203	264	22	1:43.156	22.884	152	47.166	194	33.106	202	262
11	1:41.848	22.927	161	46.160	193	32.761	203	264	23	1:42.731	22.783	161	46.764	193	33.184	202	262
12	1:41.498	22.575	162	46.143	192	32.780	202	265									

3 Andreas Wirth, DEU/ Christian Hohenadel, DEU									theoretical besttime: 1:41.905								
1	2:51.220	1:05.471	143	1:07.643	103	38.106	199	170	13	1:46.820	22.651	160	46.736	192	37.433		262
2	1:45.054	23.297	159	48.326	190	33.431	200	263	14	2:48.818	1:28.320	161	47.233	184	33.265	202	260
3	1:43.524	22.861	160	47.330	190	33.333	201	264	15	1:42.368	22.746	160	46.583	192	33.039	200	260
4	1:42.873	22.799	162	46.877	190	33.197	199	263	16	1:42.086	22.627	161	46.441	192	33.018	201	261
5	1:42.275	22.917	162	46.388	193	32.970	201	264	17	1:42.241	22.717	160	46.562	192	32.962	201	261
6	1:42.663	22.730	161	46.831	192	33.102	202	264	18	1:42.498	22.868	158	46.617	191	33.013	201	260
7	1:43.211	22.694	161	47.254	191	33.263	201	264	19	1:42.176	22.678	158	46.453	193	33.045	201	262
8	1:43.736	22.972	162	47.169	193	33.595	200	264	20	1:42.535	22.750	161	46.738	192	33.047	201	260
9	1:42.542	22.766	159	46.685	192	33.091	201	263	21	1:42.331	22.698	160	46.623	192	33.010	201	260
10	1:42.400	22.741	161	46.767	191	32.892	201	262	22	1:42.220	22.812	161	46.490	193	32.918	202	259
11	1:42.265	22.625	158	46.623	190	33.017	200	262	23	1:42.121	22.637	161	46.428	193	33.056	202	260
12	1:42.276	22.775	160	46.588	192	32.913	201	262									

4 Michael Christensen, DNK/ Nicolas Armindo, FRA									theoretical besttime: 1:42.932								
1	2:48.630	58.449	146	1:10.459	83	39.722	195	144	3	1:42.955	22.876	157	47.016	190	33.063	198	254
2	1:44.617	23.421	156	47.797	188	33.399	195	254	4	2:00.758	22.853	158	50.713	162	47.192		254

5 Christina Nielsen, DNK/ Kuba Giermaziak, POL									theoretical besttime: 1:41.518								
1	2:49.726	1:00.062	148	1:10.038	112	39.626	195	133	13	1:44.145	23.327	147	47.457	189	33.361	197	255
2	1:44.984	23.571	154	47.978	188	33.435	198	255	14	1:43.113	22.834	159	47.616	190	32.663	200	260
3	1:44.215	23.481	154	47.554	188	33.180	199	256	15	1:41.860	22.548	160	46.594	189	32.718	201	256
4	1:43.108	23.001	159	46.969	189	33.138	199		16	1:42.076	22.738	160	46.648	190	32.690	200	257
5	1:43.905	23.178	159	47.182	189	33.545	198	258	17	1:41.898	22.682	161	46.426	192	32.790	201	257
6	1:43.240	23.080	159	46.924	189	33.236	199	257	18	1:42.094	22.794	159	46.571	191	32.729	199	258
7	1:46.040	23.604	150	48.061	189	34.375	195	257	19	1:42.118	22.791	160	46.503	191	32.824	201	259
8	1:43.999	23.766	159	46.896	190	33.337	199	258	20	1:42.203	23.046	149	46.613	192	32.544	201	256
9	1:49.023	22.923	161	46.909	188	39.191		258	21	1:42.062	22.692	160	46.514	190	32.856	200	257
10	2:48.017	1:28.322	158	46.958	190	32.737	201	257	22	1:42.116	22.621	161	46.478	190	33.017	198	257
11	1:42.401	22.950	157	46.752	191	32.699	200	256	23	1:45.665	23.720	143	48.751	189	33.194	187	254
12	1:42.040	22.633	159	46.617	190	32.790	200	256									



ADAC GT Masters

Lap analysis Race 1

Provisional



Hockenheimring, Length: 4574 m

Air temperature: 19.9°C

Track temperature: 18.6°C

Weather condition: Dry

DMSB Reg. Nr.: 290/2013
Deutscher Motor Sport Bund e.V.

Saturday 28.9.2013 12:47

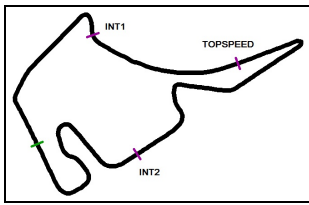
Lap	Time	SE1	SP1	SE2	SP2	SE3	SP3	TSP	Lap	Time	SE1	SP1	SE2	SP2	SE3	SP3	TSP
6 Mario Farnbacher, DEU/ Philipp Frommenwiler, CHE									theoretical besttime: 1:41.436								
1	2:45.317	51.002	94	1:12.229	105	42.086	198	130	13	2:45.967	1:26.159	158	47.012	191	32.796	200	255
2	1:43.132	23.375	159	46.970	190	32.787	198	256	14	1:48.932	22.859	161	46.456	191	39.617		256
3	1:42.390	22.673	156	47.014	190	32.703	201	256	15	1:55.400	35.819	151	46.852	191	32.729	200	255
4	1:42.258	22.680	159	46.741	192	32.837	200	258	16	1:41.941	22.552	160	46.446	192	32.943	202	258
5	1:41.789	22.559	161	46.490	192	32.740	198	257	17	1:42.436	22.870	161	46.681	193	32.885	200	257
6	1:41.636	22.679	161	46.384	192	32.573	200	258	18	1:42.408	22.889	159	46.668	191	32.851	200	257
7	1:41.886	22.635	161	46.507	192	32.744	198	257	19	1:41.984	22.640	160	46.462	192	32.882	201	258
8	1:41.766	22.706	161	46.560	193	32.500	201	257	20	1:42.572	22.860	160	46.793	192	32.919	200	257
9	1:41.745	22.591	161	46.444	191	32.710	200	257	21	1:42.303	22.651	161	46.752	190	32.900	200	258
10	1:41.905	22.641	162	46.540	192	32.724	199	257	22	1:42.498	22.764	161	46.708	192	33.026	201	256
11	1:42.149	22.709	160	46.612	192	32.828	197	259	23	1:42.295	22.730	159	46.403	192	33.162	200	258
12	1:46.579	22.940	161	46.662	188	36.977		259									

7 David Jahn, DEU/ Jürg Aeberhard, CHE									theoretical besttime: 1:41.125								
1	2:44.329	49.732	94	1:12.118	116	42.479	199	123	13	1:41.696	22.591	160	46.585	191	32.520	202	257
2	1:43.289	23.259	159	47.038	190	32.992	199	254	14	1:46.188	22.758	160	46.601	191	36.829		256
3	1:42.874	22.751	159	47.440	190	32.683	201	255	15	2:49.398	1:28.318	154	47.882	188	33.198	198	251
4	1:41.866	22.582	160	46.803	190	32.481	201	255	16	1:43.572	22.892	160	47.310	190	33.370	198	253
5	1:41.607	22.469	160	46.624	191	32.514	199	256	17	1:44.493	23.342	160	47.750	190	33.401	199	256
6	1:41.419	22.646	161	46.289	191	32.484	200	256	18	1:43.224	22.906	160	47.155	191	33.163	199	255
7	1:41.636	22.702	159	46.567	192	32.367	200	255	19	1:43.586	22.860	159	47.366	189	33.360	198	252
8	1:41.634	22.651	161	46.470	192	32.513	197	256	20	1:43.641	23.126	158	47.063	189	33.452	197	254
9	1:41.525	22.652	161	46.471	192	32.402	201	256	21	1:44.214	23.703	160	47.262	189	33.249	198	255
10	1:41.705	22.558	161	46.579	191	32.568	200	256	22	1:43.209	23.086	159	46.957	191	33.166	198	254
11	1:41.633	22.543	161	46.535	191	32.555	201	258	23	1:43.703	23.179	159	47.321	190	33.203	200	254
12	1:41.766	22.738	161	46.512	190	32.516	201	257									

8 Robert Renauer, DEU/ Martin Ragginger, AUT									theoretical besttime: 1:41.003								
1	2:44.975	50.451	100	1:12.207	107	42.317	198	129	13	1:42.050	22.703	159	46.622	190	32.725	200	256
2	1:42.981	23.338	158	46.803	192	32.840	200	256	14	1:41.687	22.602	159	46.512	190	32.573	201	256
3	1:41.872	22.728	160	46.606	189	32.538	200	257	15	1:41.707	22.518	159	46.538	190	32.651	200	256
4	1:41.301	22.396	158	46.533	193	32.372	200	256	16	1:42.153	22.665	158	46.563	190	32.925	198	256
5	1:41.368	22.425	159	46.590	192	32.353	199	258	17	1:42.164	22.651	158	46.766	190	32.747	200	256
6	1:41.181	22.488	159	46.254	193	32.439	201	259	18	1:41.886	22.548	159	46.635	192	32.703	200	256
7	1:41.645	22.528	158	46.495	192	32.622	201	257	19	1:42.185	22.663	158	46.723	191	32.799	200	256
8	1:41.652	22.710	157	46.475	192	32.467	197	257	20	1:42.174	22.720	160	46.592	191	32.862	199	256
9	1:41.393	22.475	158	46.530	192	32.388	201	257	21	1:42.207	22.736	160	46.809	190	32.662	202	256
10	1:41.526	22.547	158	46.611	192	32.368	201	257	22	1:42.206	22.646	160	46.762	192	32.798	198	255
11	1:45.728	22.547	159	46.488	193	36.693		259	23	1:42.790	22.899	160	46.928	191	32.963	176	255
12	2:48.640	1:29.152	158	46.814	191	32.674	199	255									

9 Rene Bourdeaux, DEU/ Alfred Renauer, DEU									theoretical besttime: 1:43.498								
1	2:51.893	1:06.486	134	1:08.134	103	37.273	195	151	4	1:44.234	23.003	158	47.830	190	33.401	199	257
2	1:45.031	23.747	154	47.775	188	33.509	197	255									
3	1:43.796	23.228	157	47.536	190	33.032	198	256									

10 Maximilian Götz, DEU/ Maximilian Buhk, DEU									theoretical besttime: 1:40.894								
1	2:43.462	48.079	83	1:11.712	142	43.671	198	135	13	2:46.562	1:27.808	159	46.178	193	32.576	200	259
2	1:42.362	23.064	159	46.683	192	32.615	199	258	14	1:41.333	22.599	159	46.155	194	32.579	201	259
3	1:41.660	22.528	160	46.502	192	32.630	200	259	15	1:41.455	22.557	159	46.335	193	32.563	202	259
4	1:41.142	22.462	160	46.274	192	32.406	200	259	16	1:41.203	22.477	160	46.295	194	32.431	201	259
5	1:41.255	22.477	160	46.279	193	32.499	200	259	17	1:41.253	22.539	159	46.213	195	32.501	202	259
6	1:41.506	22.623	160	46.352	192	32.531	200	260	18	1:41.160	22.459	159	46.095	195	32.606	199	260
7	1:41.109	22.393	161	46.226	193	32.490	200	260	19	1:41.659	22.588	158	46.309	193	32.762	202	259
8	1:41.344	22.513	161	46.348	193	32.483	200	260	20	1:41.391	22.499	160	46.232	194	32.660	202	260
9	1:41.617	22.708	160	46.340	192	32.569	200	260	21	1:41.597	22.552	160	46.397	193	32.648	201	260
10	1:41.244	22.455	161	46.309	193	32.480	200	260	22	1:41.554	22.520	160	46.379	193	32.655	201	259



ADAC GT Masters



Lap analysis Race 1

Provisional

Hockenheimring, Length: 4574 m

Air temperature: 19.9°C

Track temperature: 18.6°C

Weather condition: Dry

DMSB Reg. Nr.: 290/2013
Deutscher Motor Sport Bund e.V.

Saturday 28.9.2013 12:47

Lap	Time	SE1	SP1	SE2	SP2	SE3	SP3	TSP	Lap	Time	SE1	SP1	SE2	SP2	SE3	SP3	TSP
11	1:41.746	22.697	160	46.434	193	32.615	199	262	23	1:42.009	22.648	159	46.456	194	32.905	195	259
12	1:45.768	22.537	161	46.317	192	36.914		262									

11 Luca Ludwig, DEU/ Thomas Jäger, DEU

theoretical besttime: 1:41.618

1	2:48.063	57.704	140	1:10.401	81	39.958	198	127	13	1:42.340	22.990	160	46.452	191	32.898	200	260
2	1:44.633	23.543	150	48.019	190	33.071	198	260	14	1:42.278	22.733	159	46.628	192	32.917	198	260
3	1:42.318	22.694	158	46.828	192	32.796	200	259	15	1:42.049	22.769	159	46.522	192	32.758	199	260
4	1:42.446	22.787	157	46.849	191	32.810	200	260	16	1:42.277	22.689	160	46.677	192	32.911	200	260
5	1:42.317	22.742	158	46.658	192	32.917	199	261	17	1:42.134	22.716	159	46.568	190	32.850	199	261
6	1:42.116	22.658	160	46.755	192	32.703	200	261	18	1:42.222	22.777	158	46.653	192	32.792	201	260
7	1:41.983	22.717	160	46.532	193	32.734	200	261	19	1:42.287	22.691	158	46.683	193	32.913	201	262
8	1:42.183	22.591	160	46.637	193	32.955	199	263	20	1:42.292	22.796	158	46.550	192	32.946	201	261
9	1:46.861	22.831	158	46.599	193	37.431		263	21	1:42.429	22.865	158	46.714	191	32.850	201	261
10	2:49.194	1:29.734	159	46.589	192	32.871	199	260	22	1:42.105	22.780	158	46.387	192	32.938	201	260
11	1:42.524	22.895	158	46.692	192	32.937	198	260	23	1:43.842	23.166	160	47.384	189	33.292	200	262
12	1:42.524	23.009	152	46.875	192	32.640	201	259									

12 Jeroen den Boer, NLD/ Simon Knap, NLD

theoretical besttime: 1:41.410

1	2:47.020	53.788	126	1:11.885	89	41.347	195	147	13	2:48.602	1:28.699	154	47.286	190	32.617	198	254
2	1:43.482	23.315	153	47.600	190	32.567	199	251	14	1:42.243	22.713	156	47.013	191	32.517	198	254
3	1:42.449	22.705	156	47.346	189	32.398	200	252	15	1:42.097	22.727	156	46.937	190	32.433	198	254
4	1:41.995	22.612	157	46.901	191	32.482	199	255	16	1:41.964	22.595	158	46.939	188	32.430	199	255
5	1:42.058	22.659	157	47.001	191	32.398	199	254	17	1:42.228	22.684	158	46.884	191	32.660	198	255
6	1:42.029	22.624	158	46.963	191	32.442	200	256	18	1:42.386	22.819	156	46.952	191	32.615	198	255
7	1:41.946	22.649	156	46.814	191	32.483	198	256	19	1:42.709	22.686	159	47.116	190	32.907	198	255
8	1:42.468	22.672	148	47.292	188	32.504	201	257	20	1:43.239	22.974	157	47.069	191	33.196	200	254
9	1:43.003	22.638	158	46.928	191	33.437	198	257	21	1:42.823	23.164	156	47.016	191	32.643	199	253
10	1:41.492	22.491	157	46.692	192	32.309	199	254	22	1:42.455	22.869	157	47.006	190	32.580	197	253
11	1:41.709	22.409	158	46.776	191	32.524	198	255	23	1:42.628	22.778	156	47.070	190	32.780	198	254
12	1:46.075	22.567	158	46.835	192	36.673		254									

14 Frank Kechele, DEU/ Dominik Schwager, BEL

theoretical besttime: 1:40.301

1	2:43.027	46.922	100	1:11.391	149	44.714	200	134	13	1:41.291	22.583	160	46.204	192	32.504	202	258
2	1:41.493	22.918	161	46.202	190	32.373	201	256	14	1:41.213	22.572	160	46.038	191	32.603	202	258
3	1:40.825	22.541	162	45.998	193	32.286	201	257	15	1:41.162	22.495	160	46.057	192	32.610	202	258
4	1:40.418	22.344	162	45.887	191	32.187	201	258	16	1:41.371	22.518	160	46.182	192	32.671	201	258
5	1:40.576	22.431	163	45.894	191	32.251	201	258	17	1:41.386	22.582	159	46.131	192	32.673	201	258
6	1:40.865	22.477	160	46.002	192	32.386	202	259	18	1:41.139	22.508	160	45.929	192	32.702	201	259
7	1:40.756	22.383	163	46.084	193	32.289	202	258	19	1:41.446	22.503	160	46.106	193	32.837	201	259
8	1:41.048	22.401	163	45.989	191	32.658	202	259	20	1:41.431	22.631	160	46.022	192	32.778	201	259
9	1:41.048	22.420	163	46.173	192	32.455	201	259	21	1:41.371	22.527	161	46.174	191	32.670	203	259
10	1:40.552	22.507	163	45.770	192	32.275	202	260	22	1:41.425	22.516	160	46.184	191	32.725	202	260
11	1:46.010	22.434	163	45.973	192	37.603		262	23	1:41.730	22.647	159	46.178	193	32.905	198	258
12	2:46.463	1:27.568	162	46.255	192	32.640	201	258									

16 Frank Schmickler, DEU/ Philip Geipel, DEU

theoretical besttime: 1:42.037

1	2:53.274	1:08.054	118	1:07.906	133	37.314	193	128	13	1:42.598	22.823	157	47.193	186	32.582	198	250
2	1:45.650	23.517	153	48.412	187	33.721	195	253	14	1:42.483	22.680	158	47.099	187	32.704	197	249
3	1:43.387	23.004	157	47.202	189	33.181	197	253	15	1:42.690	22.809	158	47.164	190	32.717	198	249
4	1:43.357	22.861	157	47.318	188	33.178	197	252	16	1:42.547	22.943	158	46.941	186	32.663	198	250
5	1:43.959	22.946	157	47.852	186	33.161	197	253	17	1:42.483	22.732	158	47.044	189	32.707	197	251
6	1:42.991	23.000	155	47.041	190	32.950	197	251	18	1:42.157	22.742	158	46.801	189	32.614	197	250
7	1:43.326	22.707	157	47.234	187	33.385	197	255	19	1:42.176	22.758	157	46.831	189	32.587	198	250
8	1:43.848	23.425	159	47.204	189	33.219	198	257	20	1:42.423	22.856	159	46.874	188	32.693	195	254
9	1:50.937	23.085	158	47.036	188	40.816		256	21	1:42.445	22.903	159	46.908	189	32.634	198	249
10	2:44.568	1:24.321	156	47.342	188	32.905	196	250	22	1:42.679	22.921	158	46.985	190	32.773	198	249
11	2:06.397	40.536	142	47.331	188	38.530		250	23	1:42.795	23.012	159	47.037	189	32.746	197	250
12	1:59.211	39.542	156	47.113	188	32.556	199	249									



ADAC GT Masters

Lap analysis Race 1

Provisional



Hockenheimring, Length: 4574 m

Air temperature: 19.9°C

Track temperature: 18.6°C

Weather condition: Dry



Reg. Nr.: 290/2013

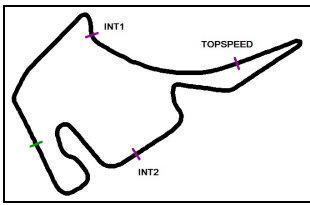
Saturday 28.9.2013 12:47

Lap	Time	SE1	SP1	SE2	SP2	SE3	SP3	TSP	Lap	Time	SE1	SP1	SE2	SP2	SE3	SP3	TSP
17 Remo Lips, CHE/ Lennart Marioneck, DEU									theoretical besttime: 1:42.213								
1	2:53.672	1:08.506	122	1:08.014	126	37.152	197	129	13	1:42.804	22.860	161	46.672	192	33.272	202	261
2	1:44.663	23.426	156	47.676	190	33.561	199	245	14	1:42.585	22.661	162	46.680	193	33.244	202	262
3	1:43.115	22.808	160	46.940	191	33.367	201	260	15	1:43.071	22.887	161	46.759	193	33.425	203	261
4	1:43.051	22.687	161	47.067	191	33.297	199	262	16	1:42.543	22.685	162	46.719	195	33.139	202	262
5	1:42.780	22.931	161	46.594	193	33.255	200	262	17 1:42.456	22.799	162	46.525	195	33.132	202	263	
6	1:43.007	22.820	162	46.846	191	33.341	198	263	18	1:42.803	22.754	162	46.707	193	33.342	202	263
7	1:44.096	22.783	162	47.336	189	33.977	198	261	19	1:42.536	22.825	162	46.515	194	33.196	203	263
8	1:43.191	22.988	163	46.929	191	33.274	199	262	20	1:49.256	27.951	120	47.906	192	33.399	203	257
9	1:42.926	22.872	162	46.762	191	33.292	200	263	21	1:42.920	22.663	162	46.844	193	33.413	201	261
10	1:47.781	23.198	160	46.891	192	37.692		261	22	1:42.928	22.804	163	46.579	194	33.545	201	260
11	2:47.526	1:27.397	160	46.699	191	33.430	202	261	23	1:44.923	23.190	161	47.692	191	34.041	203	260
12	1:42.677	22.566	163	46.559	193	33.552	202	262									

Lap	Time	SE1	SP1	SE2	SP2	SE3	SP3	TSP	Lap	Time	SE1	SP1	SE2	SP2	SE3	SP3	TSP
18 Toni Seiler, CHE/ Jeroen Bleekemolen, NLD									theoretical besttime: 1:41.084								
1	2:54.079	1:09.554	130	1:07.804	113	36.721	198	171	13	1:41.544	22.502	160	46.399	192	32.643	203	261
2	1:45.545	23.614	156	48.380	187	33.551	201	259	14	1:42.007	22.519	160	46.379	192	33.109	201	263
3	1:43.548	22.979	159	47.305	191	33.264	200	263	15	1:45.337	25.669	136	46.974	192	32.694	203	258
4	1:43.884	23.149	153	47.358	190	33.377	201	261	16	1:41.493	22.646	161	46.246	194	32.601	203	263
5	1:43.747	23.131	157	47.350	189	33.266	202	262	17	1:41.557	22.587	162	46.162	194	32.808	202	261
6	1:44.912	22.938	159	47.157	189	34.817	198	263	18	1:41.445	22.469	160	46.244	192	32.732	201	262
7	1:44.375	23.548	148	47.666	188	33.161	202	261	19 1:41.281	22.460	161	46.167	192	32.654	203	263	
8	1:43.605	23.131	153	47.106	191	33.368	200	262	20	1:41.786	22.650	161	46.332	192	32.804	203	263
9	1:49.085	23.102	160	46.887	186	39.096		263	21	1:41.312	22.514	161	46.101	193	32.697	202	263
10	2:50.008	1:30.332	161	46.500	193	33.176	201	264	22	1:41.608	22.382	160	46.393	192	32.833	203	263
11	1:41.620	22.528	160	46.278	193	32.814	200	262	23	1:51.255	22.829	160	54.830	189	33.596	201	260
12	1:41.682	22.531	160	46.520	192	32.631	202	262									

Lap	Time	SE1	SP1	SE2	SP2	SE3	SP3	TSP	Lap	Time	SE1	SP1	SE2	SP2	SE3	SP3	TSP
19 Claudia Hürtgen, DEU/ Dominik Baumann, AUT									theoretical besttime: 1:41.390								
1	2:46.201	52.829	110	1:12.093	103	41.279	197	154	13	1:41.637	22.609	159	46.614	192	32.414	199	257
2	1:43.275	23.268	156	47.412	190	32.595	197	256	14	1:41.786	22.569	158	46.705	191	32.512	197	253
3	1:42.432	22.735	157	46.976	189	32.721	198	255	15	1:41.823	22.517	159	46.692	191	32.614	198	253
4	1:42.052	22.825	157	46.783	189	32.444	197	257	16	1:42.149	22.584	159	46.756	190	32.809	199	253
5	1:42.252	22.589	158	47.041	191	32.622	198	259	17	1:42.916	22.916	158	47.288	192	32.712	200	256
6	1:42.334	23.150	158	46.774	190	32.410	196	256	18	1:42.167	22.733	158	46.788	191	32.646	200	255
7	1:41.788	22.546	158	46.848	190	32.394	197	255	19	1:41.866	22.588	160	46.602	192	32.676	197	255
8	1:42.738	23.159	149	47.087	190	32.492	196	256	20	1:42.165	22.742	159	46.618	192	32.805	198	257
9	1:46.195	22.846	157	46.510	192	36.839		257	21	1:42.065	22.720	160	46.729	192	32.616	201	254
10	2:46.312	1:26.915	158	46.941	192	32.456	199	256	22	1:41.984	22.586	159	46.814	193	32.584	199	254
11	1:41.845	22.621	157	46.688	191	32.536	197	251	23	1:42.492	22.746	158	46.843	191	32.903	198	254
12	1:41.576	22.494	159	46.696	192	32.386	199	255									

Lap	Time	SE1	SP1	SE2	SP2	SE3	SP3	TSP	Lap	Time	SE1	SP1	SE2	SP2	SE3	SP3	TSP
20 Max Sandritter, DEU/ Jörg Müller, DEU									theoretical besttime: 1:42.176								
1	2:50.387	1:03.717	143	1:08.741	104	37.929	196	168	13 1:42.447	22.598	156	46.938	190	32.911	198	254	
2	1:45.208	23.424	154	48.786	183	32.998	197	255	14	1:42.651	22.658	156	47.078	188	32.915	198	255
3	1:43.799	23.128	157	47.345	189	33.326	196	254	15	1:43.170	22.776	157	47.378	188	33.016	197	254
4	1:43.492	22.989	157	47.433	187	33.070	197	255	16	1:42.654	22.773	158	47.120	189	32.761	199	254
5	1:43.257	22.956	159	47.194	188	33.107	197	256	17	1:42.514	22.835	157	46.924	190	32.755	198	254
6	1:43.268	23.064	158	47.208	190	32.996	197	258	18	1:42.654	22.835	156	47.112	190	32.707	199	254
7	1:43.710	23.187	152	47.312	191	33.211	197	254	19	1:42.924	22.857	157	47.230	189	32.837	199	255
8	1:43.267	22.673	157	47.612	188	32.982	198	255	20	1:42.545	22.728	157	47.019	191	32.798	199	254
9	1:47.069	22.584	159	47.258	187	37.227		256	21	1:42.771	22.848	157	47.137	189	32.786	199	254
10	2:47.453	1:27.129	158	47.370	189	32.954	197	253	22	1:42.869	22.803	156	47.131	190	32.935	199	252
11	1:42.470	22.717	157	47.077	190	32.676	198	253	23	1:42.920	22.763	156	47.144	191	33.013	199	254
12	1:42.494	22.576	156	47.102	189	32.816	199	253									



ADAC GT Masters

Lap analysis Race 1

Provisional



Hockenheimring, Length: 4574 m

Air temperature: 19.9°C

Track temperature: 18.6°C

Weather condition: Dry

DMSB Reg. Nr.: 290/2013
Deutscher Motor Sport Bund e.V.

Saturday 28.9.2013 12:47

Lap	Time	SE1	SP1	SE2	SP2	SE3	SP3	TSP	Lap	Time	SE1	SP1	SE2	SP2	SE3	SP3	TSP
24	Matt Bell, GBR/ Peter Dumbreck, GBR									theoretical besttime: 1:42.307							
1	2:50.034	1:02.201	144	1:09.059	101	38.774	198	189	13	2:52.679	1:31.926	155	47.397	189	33.356	199	256
2	1:45.093	23.502	154	48.220	188	33.371	198	257	14	1:44.699	22.912	156	48.440	186	33.347	199	256
3	1:43.075	23.341	158	46.864	188	32.870	199	258	15	2:03.558	41.888	121	48.299	189	33.371	198	252
4	1:43.058	22.776	156	47.188	190	33.094	197	257	16	1:43.315	23.055	148	47.153	189	33.107	197	255
5	1:43.020	22.957	157	46.976	191	33.087	197	256	17	1:42.800	22.909	156	46.733	188	33.158	198	256
6	1:42.599	22.842	158	46.769	190	32.988	198	258	18	1:42.746	22.789	156	46.824	188	33.133	199	257
7	1:43.490	22.916	154	47.550	187	33.024	199	258	19	1:43.349	23.477	151	46.896	187	32.976	198	257
8	1:43.431	22.990	157	47.474	189	32.967	198	258	20	1:42.933	23.019	157	46.842	188	33.072	199	257
9	1:42.614	22.712	160	46.934	190	32.968	200	257	21	1:42.688	22.704	158	46.960	188	33.024	199	256
10	1:43.995	22.917	159	47.752	188	33.326	198	258	22	1:42.821	22.815	156	46.902	184	33.104	199	256
11	1:42.906	22.870	157	47.003	190	33.033	197	258	23	1:43.302	23.049	157	47.029	189	33.224	199	256
12	1:48.514	22.853	158	47.104	189	38.557		257									

25	Jody Fannin, GBR/ Steve Kane, GBR									theoretical besttime: 1:42.515							
1	2:55.962	1:13.001	131	1:05.984	140	36.977	194	130	13	1:43.037	22.814	154	47.095	191	33.128	199	252
2	1:46.062	24.145	149	48.122	186	33.795	197	252	14	1:43.029	22.806	158	47.359	189	32.864	199	253
3	1:44.122	23.154	153	47.594	189	33.374	197	255	15	1:43.115	22.807	160	47.257	189	33.051	200	252
4	1:44.231	23.167	155	47.612	189	33.452	198	254	16	1:43.343	22.865	158	47.569	189	32.909	200	253
5	1:43.706	23.071	154	47.316	188	33.319	198	256	17	1:42.824	22.846	160	47.076	191	32.902	199	253
6	1:44.058	23.352	153	47.298	189	33.408	196	255	18	1:42.830	22.744	157	47.070	190	33.016	200	253
7	1:44.216	23.513	156	47.337	189	33.366	196	256	19	1:42.989	22.892	157	47.224	190	32.873	200	253
8	1:44.306	23.262	153	47.493	190	33.551	194	255	20	1:43.417	22.772	154	47.329	189	33.316	199	252
9	1:49.943	23.239	157	47.469	190	39.235		255	21	1:43.237	22.996	158	47.118	190	33.123	200	252
10	2:57.709	1:37.081	157	47.417	190	33.211	199	256	22	1:43.009	22.927	159	47.001	190	33.081	200	251
11	1:43.315	23.269	157	47.055	190	32.991	200	258	23	1:43.463	22.956	156	47.167	191	33.340	199	253
12	1:43.143	22.650	155	47.325	189	33.168	199	253									

27	Rene Rast, DEU/ Christopher Mies, DEU									theoretical besttime: 1:41.334							
1	2:43.704	48.920	92	1:11.854	127	42.930	195	115	5	1:41.419	22.432	158	46.709	190	32.278	197	251
2	1:42.594	23.148	158	46.971	187	32.475	198	250	6	1:41.443	22.506	158	46.644	190	32.293	196	251
3	1:41.828	22.659	158	46.837	190	32.332	198	251	7	2:02.378	22.474	157	1:04.351	182	35.553	192	155
4	1:41.622	22.542	158	46.822	190	32.258	198	251	8	2:21.257	26.959	138	1:04.327	174	49.971		147

28	Christer Jöns, DEU/ Markus Winkelhock, DEU									theoretical besttime: 1:41.722							
1	2:45.750	51.892	120	1:12.018	118	41.840	195	144	6	1:41.812	22.642	158	46.816	190	32.354	197	251
2	1:43.257	23.442	153	47.365	188	32.450	195	250	7	1:41.785	22.552	158	46.875	188	32.358	199	252
3	1:42.283	22.618	156	47.111	189	32.554	197	250	8	1:42.147	22.628	157	47.125	190	32.394	197	251
4	1:42.185	22.730	156	46.914	190	32.541	196	251	9	1:41.994	22.652	158	46.833	187	32.509	197	251
5	1:42.106	22.701	157	46.983	190	32.422	197	252	10	1:46.481	22.613	155	46.834	188	37.034		251

49	Enzo Ide, BEL/ Nico Verdonck, BEL									theoretical besttime: 1:41.780							
1	2:54.854	1:10.840	130	1:07.510	129	36.504	193	156	13	1:42.181	22.687	156	46.896	187	32.598	198	253
2	1:45.305	23.436	156	48.171	186	33.698	196	253	14	1:42.266	22.603	156	46.900	189	32.763	198	252
3	1:43.627	23.164	156	47.250	185	33.213	196	253	15	1:42.516	22.785	156	46.919	189	32.812	197	252
4	1:43.904	23.102	156	47.308	189	33.494	196	252	16	1:42.426	22.566	157	46.971	187	32.889	197	253
5	1:43.614	23.007	157	47.244	188	33.363	197	252	17	1:42.130	22.833	157	46.616	191	32.681	197	251
6	1:44.266	23.034	158	47.008	188	34.224	192	254	18	1:42.355	22.713	157	46.938	190	32.704	195	252
7	1:42.927	23.107	156	46.999	189	32.821	197	252	19	1:42.082	22.582	156	46.848	189	32.652	198	253
8	1:43.300	23.055	157	47.331	188	32.914	196	251	20	1:42.238	22.614	156	46.772	190	32.852	195	252
9	1:49.568	22.858	157	47.194	187	39.516		253	21	1:42.454	22.681	157	46.920	189	32.853	197	253
10	2:54.062	1:33.905	155	47.102	188	33.055	197	253	22	1:42.710	22.849	158	47.074	189	32.787	198	253
11	1:42.457	22.870	157	46.826	187	32.761	195	254	23	1:44.182	22.848	158	47.375	190	33.959	195	252
12	1:42.400	22.793	156	46.865	187	32.742	197	254									



ADAC GT Masters

Lap analysis Race 1

Provisional



Hockenheimring, Length: 4574 m

Air temperature: 19.9°C

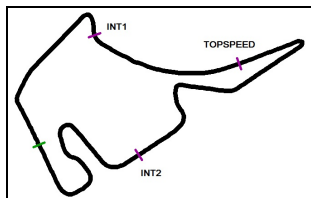
Track temperature: 18.6°C

Weather condition: Dry

DMSB Reg. Nr.: 290/2013
Deutscher Motor-Sport Bund e.V.

Saturday 28.9.2013 12:47

Lap	Time	SE1	SP1	SE2	SP2	SE3	SP3	TSP	Lap	Time	SE1	SP1	SE2	SP2	SE3	SP3	TSP
100	Daniel Dobitsch, AUT/ Aditya Patel, IND								theoretical besttime: 1:41.666								
1	2:49.009	59.088	146	1:10.565	93	39.356	195	127	13	1:43.367	23.019	154	47.017	189	33.331	198	252
2	1:44.789	23.396	149	48.211	190	33.182	197	251	14	1:43.888	23.165	156	47.250	189	33.473	198	255
3	1:42.993	22.838	150	47.307	191	32.848	199	252	15	1:44.696	23.011	145	48.539	183	33.146	199	252
4	1:43.306	22.666	158	47.853	189	32.787	195	256	16	1:43.003	22.791	159	46.875	190	33.337	200	256
5	1:42.044	22.593	159	46.747	190	32.704	198	254	17	1:42.292	22.626	158	46.765	190	32.901	201	255
6	1:41.928	22.657	160	46.703	191	32.568	200	254	18	1:42.306	22.659	160	46.724	189	32.923	199	255
7	1:41.776	22.428	158	46.676	189	32.672	201	254	19	1:43.019	22.652	160	47.310	189	33.057	198	257
8	1:42.326	22.814	154	46.732	191	32.780	200	254	20	1:42.563	22.611	161	46.926	191	33.026	201	255
9	1:42.341	22.624	160	46.755	192	32.962	198	255	21	1:43.250	23.002	160	47.081	191	33.167	199	254
10	1:42.559	22.683	159	47.006	187	32.870	199	254	22	1:42.496	22.469	160	46.670	191	33.357	181	254
11	1:46.140	22.528	157	46.781	192	36.831		256	23	1:49.040	23.731	148	51.861	186	33.448	195	253
12	2:53.951	1:28.704	130	47.675	191	37.572	200	250									



ADAC GT Masters

Vmax list Race 1

Provisional



Hockenheimring, Length: 4574 m

Air temperature: 19.9°C

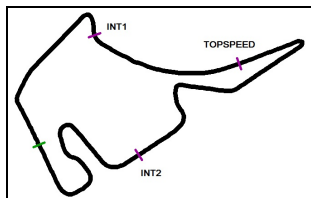
Track temperature: 18.6°C

Weather condition: Dry

DMSB Reg. Nr.: 290/2013
Deutscher Motor Sport Bund e.V.

Saturday 28.9.2013 12:47

Nr	Team, Car, Driver, Nat	Top speed
2	Callaway Competition, Corvette Z06.R GT3 Alessi Diego , ITA Keilwitz Daniel , DEU	265,49 km/h
3	Callaway Competition, Corvette Z06.R GT3 Wirth Andreas , DEU Hohenadel Christian , DEU	264,45 km/h
18	Callaway Competition, Corvette Z06.R GT3 Seiler Toni , CHE Bleekemolen Jeroen , NLD	264,38 km/h
17	Callaway Competition, Corvette Z06.R GT3 Lips Remo , CHE Marioneck Lennart , DEU	263,35 km/h
11	Polarweiss Racing, Mercedes Benz SLS AMG GT3 Ludwig Luca , DEU Jäger Thomas , DEU	262,84 km/h
10	Polarweiss Racing, Mercedes Benz SLS AMG GT3 Götz Maximilian , DEU Buhk Maximilian , DEU	262,01 km/h
14	Lambda Performance, Ford GT GT3 Kechele Frank , DEU Schwager Dominik , BEL	261,50 km/h
5	Farnbacher Racing, Porsche 911 GT3 R Nielsen Christina , DNK Giermaziak Kuba , POL	259,74 km/h
19	PIXUM Team Schubert, BMW Z4 GT3 Hürtgen Claudia , DEU Baumann Dominik , AUT	258,99 km/h
8	Tonino powered by Herberth Motorsport, Porsche 911 GT3 Renauer Robert , DEU Ragginger Martin , AUT	258,87 km/h
6	Farnbacher Racing, Porsche 911 GT3 R Farnbacher Mario , DEU Frommenwiler Philipp , CHE	258,74 km/h
24	JRM, Nissan GT-R NISMO GT3 Bell Matt , GBR Dumbreck Peter , GBR	258,37 km/h
20	PIXUM Team Schubert, BMW Z4 GT3 Sandritter Max , DEU Müller Jörg , DEU	258,19 km/h
9	Tonino powered by Herberth Motorsport, Porsche 911 GT3 Bourdeaux Rene , DEU Renauer Alfred , DEU	258,13 km/h



ADAC GT Masters

Vmax list Race 1

Provisional



Hockenheimring, Length: 4574 m

Air temperature: 19.9°C

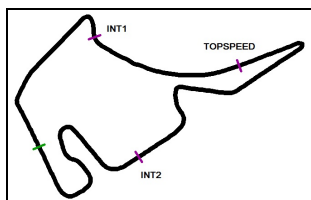
Track temperature: 18.6°C

Weather condition: Dry

DMSB Reg. Nr.: 290/2013
Deutscher Motor Sport Bund e.V.

Saturday 28.9.2013 12:47

Nr	Team, Car, Driver, Nat	Top speed
25	JRM, Nissan GT-R NISMO GT3 Fannin Jody , GBR Kane Steve , GBR	257,88 km/h
7	Farnbacher Racing, Porsche 911 GT3 R Jahn David , DEU Aeberhard Jürg , CHE	257,70 km/h
12	DB Motorsport, BMW Z4 GT3 den Boer Jeroen , NLD Knap Simon , NLD	257,33 km/h
16	THE BOSS YACO Racing, Audi R8 LMS Ultra Schmickler Frank , DEU Geipel Philip , DEU	257,14 km/h
1	MS RACING, Audi R8 LMS Ultra Asch Sebastian , DEU Stoll Florian , DEU	257,02 km/h
100	MS RACING, Audi R8 LMS Ultra Dobitsch Daniel , AUT Patel Aditya , IND	256,53 km/h
49	Phoenix Racing, Audi R8 LMS Ultra Ide Enzo , BEL Verdonck Nico , BEL	254,48 km/h
4	Team GW-Schütz, Porsche 911 GT3 R Christensen Michael , DNK Armindo Nicolas , FRA	253,94 km/h
28	Prosperia C. Abt Racing, Audi R8 LMS Ultra Jöns Christer , DEU Winkelhock Markus , DEU	252,16 km/h
27	Prosperia C. Abt Racing, Audi R8 LMS Ultra Rast Rene , DEU Mies Christopher , DEU	251,34 km/h



ADAC GT Masters

Pit stops Race 1

Provisional



Hockenheimring, Length: 4574 m

Air temperature: 14.2°C

Track temperature: 15.3°C

Weather condition: Dry



Reg. Nr.: 290/2013

Saturday 28.9.2013 12:47

Nr	Driver in	Day time in	Time in	Driver out	Day time out	Time out	Nett Time
4	Michael Christensen	12:55:13	8:13.098				
27	Rene Rast	13:02:31	15:30.958				
19	Claudia Hürtgen	13:03:26	16:25.590	Claudia Hürtgen	13:04:36	17:36.060	1:10.470
2	Diego Alessi	13:03:29	16:28.410	Daniel Keilwitz	13:04:40	17:39.614	1:11.204
11	Luca Ludwig	13:03:30	16:29.477	Luca Ludwig	13:04:43	17:42.585	1:13.108
20	Max Sandritter	13:03:40	16:39.987	Max Sandritter	13:04:51	17:50.603	1:10.616
5	Christina Nielsen	13:03:45	16:44.752	Christina Nielsen	13:04:57	17:56.364	1:11.612
16	Frank Schmickler	13:03:47	16:46.368	Frank Schmickler	13:04:55	17:54.477	1:08.109
49	Enzo Ide	13:03:48	16:47.496	Nico Verdonck	13:05:05	18:05.104	1:17.608
18	Toni Seiler	13:03:49	16:49.143	Jeroen Bleekemolen	13:05:03	18:02.558	1:13.415
25	Jody Fannin	13:03:53	16:53.055	Jody Fannin	13:05:12	18:11.745	1:18.690
28	Christer Jöns	13:05:07	18:06.232				
17	Remo Lips	13:05:25	18:24.439	Remo Lips	13:06:36	19:35.720	1:11.281
14	Frank Kechele	13:06:33	19:33.169	Dominik Schwager	13:07:45	20:44.576	1:11.407
8	Robert Renauer	13:06:42	19:42.085	Robert Renauer	13:07:55	20:54.830	1:12.745
100	Daniel Dobitsch	13:06:56	19:55.553	Daniel Dobitsch	13:08:08	21:07.199	1:11.646
10	Maximilian Götz	13:08:21	21:20.759	Maximilian Buhk	13:09:33	22:32.387	1:11.628
6	Mario Farnbacher	13:08:29	21:29.013	Philipp Frommenwiler	13:09:39	22:38.696	1:09.683
12	Jeroen den Boer	13:08:33	21:32.262	Simon Knap	13:09:44	22:44.066	1:11.804
1	Sebastian Asch	13:08:35	21:34.478	Sebastian Asch	13:09:46	22:45.409	1:10.931
16	Philip Geipel	13:08:37	21:36.906	Philip Geipel	13:09:01	22:01.062	24.156
24	Matt Bell	13:08:49	21:48.218	Matt Bell	13:10:04	23:03.250	1:15.032
3	Andreas Wirth	13:10:28	23:27.229	Christian Hohenadel	13:11:40	24:39.197	1:11.968
7	David Jahn	13:11:50	24:49.560	Jürg Aeberhard	13:13:02	26:01.685	1:12.125
6	Philipp Frommenwiler	13:13:02	26:01.555	Philipp Frommenwiler	13:13:24	26:23.534	21.979
14	Dominik Schwager	13:30:52	43:51.304				
19	Dominik Baumann	13:30:55	43:54.327				
2	Daniel Keilwitz	13:31:00	43:59.328				
12	Simon Knap	13:31:02	44:01.300				
7	Jürg Aeberhard	13:31:04	44:03.207				
1	Florian Stoll	13:31:06	44:05.971				
11	Thomas Jäger	13:31:10	44:09.429				
6	Philipp Frommenwiler	13:31:11	44:11.091				
3	Christian Hohenadel	13:31:15	44:14.888				
5	Kuba Giermaziak	13:31:18	44:17.321				
10	Maximilian Buhk	13:31:20	44:20.165				
20	Max Sandritter	13:31:23	44:22.185				
100	Aditya Patel	13:31:25	44:24.675				
18	Jeroen Bleekemolen	13:31:28	44:27.549				
17	Remo Lips	13:31:32	44:31.540				
49	Nico Verdonck	13:31:41	44:40.492				
25	Steve Kane	13:31:44	44:43.488				
8	Martin Ragginger	13:31:46	44:45.642				
24	Peter Dumbreck	13:31:50	44:49.572				
16	Philip Geipel	13:31:53	44:52.935				