

ADAC GT Masters

Result List Qualifying 2



Provisional

Hockenheimring, Length: 4574 m

Air temperature: 19.6°C

Track temperature: 19.4°C

Weather condition: Dry

DMSB Reg. Nr.: 290/2013
Deutscher Motor Sport Bund e.V.

Friday 27.9.2013 17:20

started : 27 classified : 27 not classified : 0

	Drivers	Team	Car	Lap	Best Time	Gap	Diff	Kph	Day Time
1	18 T.Seiler(*G*)/J.Bleekemolen(*G*)	Callaway Competition	Corvette Z06.R GT3	4	1:39.806			165,0	17:32:57
2	10 M.Götz/M.Buhk	Polarweiss Racing	Mercedes Benz SLS AMG GT3	4	1:39.899	0.093	0.093	164,8	17:45:42
3	14 F.Kechele/D.Schwager	Lambda Performance	Ford GT GT3	5	1:39.912	0.106	0.013	164,8	17:45:17
4	2 D.Alessi/D.Keilwitz	Callaway Competition	Corvette Z06.R GT3	7	1:40.129	0.323	0.217	164,5	17:48:27
5	27 R.Rast/C.Mies	Prosperia C. Abt Racing	Audi R8 LMS Ultra	3	1:40.171	0.365	0.042	164,4	17:45:08
6	26 R.Frey/C.Haase	Prosperia C. Abt Racing	Audi R8 LMS Ultra	4	1:40.180	0.374	0.009	164,4	17:48:17
7	19 C.Hürtgen/D.Baumann	PIXUM Team Schubert	BMW Z4 GT3	7	1:40.226	0.420	0.046	164,3	17:49:26
8	12 J.den Boer/S.Knap	DB Motorsport	BMW Z4 GT3	8	1:40.281	0.475	0.055	164,2	17:47:23
9	28 C.Jöns/M.Winkelhock	Prosperia C. Abt Racing	Audi R8 LMS Ultra	5	1:40.283	0.477	0.002	164,2	17:49:52
10	5 C.Nielsen(*G*)/K.Giermaziak(*G*)	Farnbacher Racing	Porsche 911 GT3 R	4	1:40.296	0.490	0.013	164,2	17:44:28
11	8 R.Renauer/M.Ragginger	Tonino powered by Herberth Motors	Porsche 911 GT3 R	6	1:40.365	0.559	0.069	164,1	17:47:43
12	6 M.Farnbacher/P.Frommenwiler	Farnbacher Racing	Porsche 911 GT3 R	4	1:40.381	0.575	0.016	164,0	17:46:16
13	11 L.Ludwig/T.Jäger	Polarweiss Racing	Mercedes Benz SLS AMG GT3	4	1:40.474	0.668	0.093	163,9	17:38:56
14	41 A.von Thurn und Taxis/O.Gavin	SaReNi United	Chevrolet Camaro GT	3	1:40.740	0.934	0.266	163,5	17:33:05
15	20 M.Sandritter/J.Müller	PIXUM Team Schubert	BMW Z4 GT3	5	1:40.745	0.939	0.005	163,4	17:51:19
16	3 A.Wirth/C.Hohenadel	Callaway Competition	Corvette Z06.R GT3	7	1:40.771	0.965	0.026	163,4	17:35:56
17	16 F.Schmickler/P.Geipel	THE BOSS YACO Racing	Audi R8 LMS Ultra	5	1:40.843	1.037	0.072	163,3	17:36:16
18	100 D.Dobitsch/A.Patel	MS RACING	Audi R8 LMS Ultra	9	1:40.910	1.104	0.067	163,2	17:49:11
19	1 S.Asch/F.Stoll	MS RACING	Audi R8 LMS Ultra	4	1:40.969	1.163	0.059	163,1	17:46:24
20	9 R.Bourdeaux(*G*)/A.Renauer(*G*)	Tonino powered by Herberth Motors	Porsche 911 GT3 R	4	1:40.976	1.170	0.007	163,1	17:46:13
21	40 G.Beisel(*G*)/S.Barth(*G*)	RWT Racing Team	Corvette Z06.R GT3	4	1:40.993	1.187	0.017	163,0	17:29:57
22	17 R.Lips(*G*)/L.Marionek(*G*)	Callaway Competition	Corvette Z06.R GT3	4	1:41.052	1.246	0.059	162,9	17:35:08
23	4 M.Christensen/N.Armino	Team GW-Schütz	Porsche 911 GT3 R	7	1:41.057	1.251	0.005	162,9	17:50:51
24	49 E.Ide/N.Verdonck	Phoenix Racing	Audi R8 LMS Ultra	5	1:41.247	1.441	0.190	162,6	17:43:08
25	25 J.Fannin/S.Kane	JRM	Nissan GT-R NISMO GT3	4	1:41.424	1.618	0.177	162,4	17:44:57
26	24 M.Bell/P.Dumbreck	JRM	Nissan GT-R NISMO GT3	3	1:41.502	1.696	0.078	162,2	17:44:14
27	7 D.Jahn/J.Aeberhard	Farnbacher Racing	Porsche 911 GT3 R	4	1:41.600	1.794	0.098	162,1	17:42:00

Following race director decision cancellation of the relevant lap time for car no 4,9,49,25,27,26,10,100,28,1,6 track limits

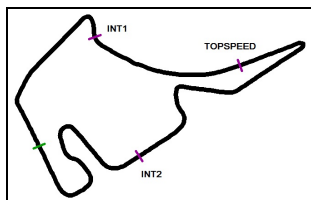
(*G*) marks the Gentlemen driver

Subject to final scrutineering!

Publications Time:

Clerk of the course:

Time Keeping:



ADAC GT Masters

Lap analysis Qualifying 2



Provisional

Hockenheimring, Length: 4574 m

Air temperature: 19.7°C

Track temperature: 19.4°C

Weather condition: Dry

DMSB Reg. Nr.: 290/2013
Deutscher Motor Sport Bund e.V.

Friday 27.9.2013 17:20

Lap	Time	SE1	SP1	SE2	SP2	SE3	SP3	TSP	Lap	Time	SE1	SP1	SE2	SP2	SE3	SP3	TSP
1	Sebastian Asch, DEU/ Florian Stoll, DEU								theoretical besttime: 1:40.969								
1	21:16.339	19:48.657	146	49.719	184	37.963	195	246	5	1:51.154	22.440	161	50.531	152	38.183	169	255
2	1:45.084	23.216	131	48.724	192	33.144	199	244		1:47.731	26.482	142	48.744	194	32.505	201	219
3	1:41.820	22.668	160	46.510	193	32.642	201	255									
4	1:40.969	22.349	160	46.431	194	32.189	201	255									

2	Diego Alessi, ITA/ Daniel Keilwitz, DEU								theoretical besttime: 1:39.926								
1	8:38.817	7:01.632	114	59.381	141	37.804	164	165	6	11:12.519	9:48.053	122	51.794	194	32.672	203	226
2	1:49.272	25.469	150	48.148	195	35.655	205	244	7	1:40.129	22.249	163	45.653	196	32.227	205	263
3	1:40.192	22.289	162	45.810	195	32.093	205	265	8	1:42.154	22.180	163	45.872	195	34.102	205	265
4	1:40.281	22.341	163	45.688	196	32.252	204	265									
5	1:46.232	22.227	163	45.903	195	38.102		264									

3	Andreas Wirth, DEU/ Christian Hohenadel, DEU								theoretical besttime: 1:40.702								
1	5:17.186	3:41.682	124	56.177	174	39.327	184	182	7	1:40.771	22.312	161	46.005	194	32.454	201	260
2	1:52.835	27.223	144	51.178	186	34.434	201	210	8	1:54.415	23.522	148	50.192	181	40.701		239
3	1:41.629	22.642	161	46.414	190	32.573	201	260	9	9:08.305	7:29.961	109	1:01.870	183	36.474	202	195
4	1:45.120	22.439	164	46.052	194	36.629	203	261	10	1:41.014	22.334	161	46.182	193	32.498	203	261
5	1:48.631	22.287	161	47.531	164	38.813	168	261	11	1:41.309	22.243	161	46.385	192	32.681	202	260
6	1:50.670	26.209	142	51.083	187	33.378	202	202									

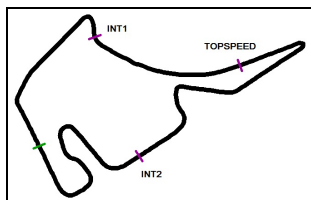
4	Michael Christensen, DNK/ Nicolas Armindo, FRA								theoretical besttime: 1:40.982								
1	17:07.037	15:37.400	136	50.681	139	38.956	196	247	5	2:01.624	23.091	155	58.596	187	39.937		216
2	1:42.092	22.828	157	46.710	189	32.554	199	254	6	3:13.950	1:50.995	158	50.248	186	32.707	199	253
	1:43.161	23.457	156	46.548	190	33.156	197	253	7	1:41.057	22.441	158	46.435	190	32.181	198	252
3	1:41.454	22.545	159	46.489	188	32.420	198	254									
4	1:41.246	22.472	158	46.360	191	32.414	198	254									

5	Christina Nielsen, DNK/ Kuba Giermaziak, POL								theoretical besttime: 1:40.270								
1	19:18.046	17:50.027	139	53.225	171	34.794	196	200	5	1:40.466	22.207	161	46.001	191	32.258	201	257
2	1:50.134	22.863	159	48.407	189	38.864	201	251	6	1:55.315	23.594	140	55.203	124	36.518	201	163
3	1:40.353	22.186	161	45.912	191	32.255	201	257									
4	1:40.296	22.196	162	45.928	193	32.172	201	257									

6	Mario Farnbacher, DEU/ Philipp Frommenwiler, CHE								theoretical besttime: 1:40.310								
1	21:02.843	19:39.591	136	49.351	187	33.901	196	243	5	1:44.246	23.774	128	47.965	192	32.507	202	251
2	1:50.250	24.311	159	52.172	191	33.767	200	255	6	1:40.506	22.135	162	46.110	194	32.261	203	258
3	1:43.328	22.411	160	47.524	172	33.393	203	258		1:40.669	22.228	161	46.184	193	32.257	202	259
4	1:40.381	22.206	161	46.087	194	32.088	203	259									

7	David Jahn, DEU/ Jürg Aeberhard, CHE								theoretical besttime: 1:41.464								
1	16:48.141	15:15.218	128	56.176	163	36.747	190	178	5	1:41.711	22.853	161	46.337	192	32.521	201	255
2	1:49.098	24.283	157	48.564	150	36.251	199	253	6	1:47.894	22.853	160	51.355	183	33.686	200	229
3	1:41.931	22.633	161	46.709	192	32.589	199	254	7	1:42.050	22.753	161	46.634	191	32.663	200	255
4	1:41.600	22.656	161	46.310	192	32.634	200	254									

8	Robert Renauer, DEU/ Martin Ragginger, AUT								theoretical besttime: 1:40.281								
1	19:10.820	17:39.202	126	58.010	186	33.608	201	145	5	1:40.367	22.271	160	46.022	192	32.074	202	256
2	1:40.768	22.494	161	46.063	192	32.211	202	255	6	1:40.365	22.284	160	45.936	192	32.145	202	257
3	1:50.549	28.630	144	48.941	189	32.978	202	254									
4	1:40.705	22.369	160	46.065	192	32.271	201	256									



ADAC GT Masters

Lap analysis Qualifying 2



Provisional

Hockenheimring, Length: 4574 m

Air temperature: 19.7°C

Track temperature: 19.4°C

Weather condition: Dry

DMSB Reg. Nr.: 290/2013
Deutscher Motor Sport Bund e.V.

Friday 27.9.2013 17:20

Lap	Time	SE1	SP1	SE2	SP2	SE3	SP3	TSP	Lap	Time	SE1	SP1	SE2	SP2	SE3	SP3	TSP
9 Rene Bourdeaux, DEU/ Alfred Renauer, DEU									theoretical besttime: 1:40.859								
1	19:12.354	17:39.982	136	58.232	183	34.140	200	105	5	1:53.411	22.665	146	55.755	188	34.991	200	199
	1:46.752	22:791	161	46:288	190	37:673	201	258	6	1:41.232	22.563	161	46.219	193	32.450	201	259
2	1:51.932	22.410	160	51.606	114	37.916	201	261	7	1:41.013	22.445	160	46.233	193	32.335	200	258
3	1:41.130	22.383	160	46.286	192	32.461	201	259									
4	1:40.976	22.308	161	46.216	193	32.452	201	258									

10 Maximilian Götz, DEU/ Maximilian Buhk, DEU									theoretical besttime: 1:39.805								
1	18:53.084	17:24.211	149	51.653	126	37.220	197	241	4	1:39.899	22.162	160	45.769	195	31.968	202	262
2	1:47.374	23.409	149	50.900	193	33.065	202	234	5	1:40.174	22.226	159	45.858	195	32.090	203	262
3	1:39.916	22.272	160	45.770	195	31.874	204	260	6	1:56.902	22.855	150	57.866	159	36.181	202	205
	1:42:291	22:224	159	46:246	194	33:821	203	262									

11 Luca Ludwig, DEU/ Thomas Jäger, DEU									theoretical besttime: 1:40.397								
1	13:49.329	12:22.395	126	51.513	186	35.421	178	242	7	1:40.901	22.498	159	46.140	194	32.263	202	260
2	1:45.442	24.586	158	47.821	193	33.035	202	259	8	1:40.697	22.460	159	46.023	194	32.214	202	260
3	1:40.904	22.617	161	46.066	194	32.221	201	259	9	1:40.775	22.331	161	46.296	194	32.148	202	261
4	1:40.474	22.359	161	45.943	191	32.172	202	260	10	1:50.890	23.444	158	49.095	183	38.351	202	238
5	1:40.624	22.330	162	46.170	193	32.124	202	261									
6	1:54.607	24.559	132	55.395	179	34.653	201	181									

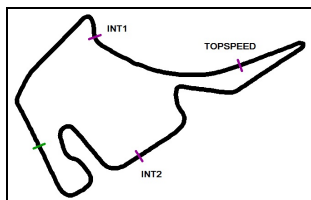
12 Jeroen den Boer, NLD/ Simon Knap, NLD									theoretical besttime: 1:39.949								
1	11:20.285	9:40.929	125	1:04.382	135	34.974	198	164	6	5:53.431	4:34.427	153	46.686	192	32.318	201	253
2	1:41.339	22.501	151	46.805	192	32.033	201	252	7	1:40.357	22.183	158	46.139	194	32.035	195	255
3	1:40.446	22.214	159	46.434	193	31.798	201	253	8	1:40.281	22.352	158	46.016	194	31.913	202	254
4	1:40.709	22.135	159	46.172	194	32.402	200	254									
5	1:47.242	22.544	158	46.441	193	38.257	202	254									

14 Frank Kechele, DEU/ Dominik Schwager, BEL									theoretical besttime: 1:39.688								
1	18:29.139	17:01.912	136	51.627	160	35.600	196	205	6	1:50.004	23.543	119	49.621	191	36.840	204	253
2	1:43.776	23.629	152	46.961	189	33.186	203	257	7	1:40.546	22.276	158	45.894	194	32.376	202	260
3	1:44.318	22.311	160	45.609	195	36.398	203	260	8	1:40.158	22.283	157	45.655	194	32.220	204	261
4	1:40.387	22.358	157	46.076	193	31.953	203	259									
5	1:39.912	22.126	161	45.681	194	32.105	203	261									

16 Frank Schmickler, DEU/ Philip Geipel, DEU									theoretical besttime: 1:40.791								
1	9:30.510	7:51.166	141	1:02.356	108	36.988	196	139	5	1:40.843	22.354	159	46.302	191	32.187	199	251
2	1:42.272	22.808	159	46.948	189	32.516	199	251	6	1:41.095	22.487	159	46.373	191	32.235	200	251
3	1:41.521	22.496	159	46.646	190	32.379	199	251	7	1:41.383	22.466	159	46.475	191	32.442	199	252
4	1:41.053	22.302	159	46.523	190	32.228	200	252									

17 Remo Lips, CHE/ Lennart Marioneck, DEU									theoretical besttime: 1:40.780								
1	10:01.535	8:26.826	132	58.575	131	36.134	199	182	6	9:11.405	7:48.333	153	49.905	193	33.167	203	184
2	1:44.419	23.590	140	47.542	193	33.287	202	257	7	1:41.383	22.307	163	46.164	194	32.912	203	262
3	1:41.397	22.236	163	46.161	194	33.000	204	261	8	1:41.565	22.582	162	46.062	195	32.921	203	262
4	1:41.052	22.459	163	45.926	196	32.667	192	261									
5	1:52.079	24.661	146	48.206	193	39.212	202	259									

18 Toni Seiler, CHE/ Jeroen Bleekemolen, NLD									theoretical besttime: 1:39.753								
1	7:49.916	6:22.962	136	51.405	179	35.549	199	246	6	1:59.546	28.290	127	53.826	185	37.430	204	199
2	1:47.141	24.330	149	48.622	187	34.189	204	260	7	1:50.601	25.055	134	52.067	186	33.479	204	218
3	1:40.539	22.323	162	45.877	194	32.339	203	263	8	1:40.051	22.271	162	45.710	196	32.070	204	262
4	1:39.806	22.061	162	45.622	195	32.123	203	263	9	1:59.561	25.256	137	50.072	187	44.233		239
5	1:55.739	23.446	122	54.178	171	38.115	159	228									



ADAC GT Masters

Lap analysis Qualifying 2



Provisional

Hockenheimring, Length: 4574 m

Air temperature: 19.7°C

Track temperature: 19.4°C

Weather condition: Dry

DMSB Reg. Nr.: 290/2013
Deutscher Motor Sport Bund e.V.

Friday 27.9.2013 17:20

Lap	Time	SE1	SP1	SE2	SP2	SE3	SP3	TSP	Lap	Time	SE1	SP1	SE2	SP2	SE3	SP3	TSP
19	Claudia Hürtgen, DEU/ Dominik Baumann, AUT								theoretical besttime: 1:40.078								
1	18:53.828	17:10.469	117	1:01.386	159	41.973	173	186	6	1:40.501	22.364	161	46.027	195	32.110	200	255
2	2:01.056	26.700	128	53.112	157	41.244	185	240	7	1:40.226	22.293	160	46.003	196	31.930	201	256
3	1:50.289	26.076	147	51.473	188	32.740	201	250	8	1:40.369	22.154	160	46.200	195	32.015	200	257
4	1:40.276	22.187	161	46.140	193	31.949	201	255									
5	1:40.374	22.145	160	46.051	195	32.178	199	255									

20	Max Sandritter, DEU/ Jörg Müller, DEU								theoretical besttime: 1:40.625								
1	22:47.197	21:23.772	138	50.062	187	33.363	198	250	4	1:42.053	22.324	158	46.822	191	32.907	202	256
	1:47.106	24.455	154	49:285	189	33:366	200	253	5	1:40.745	22.356	158	46.321	193	32.068	201	255
2	1:41.467	22.474	156	46.818	193	32.175	202	255									
3	1:40.910	22.282	159	46.606	193	32.022	201	255									

24	Matt Bell, GBR/ Peter Dumbreck, GBR								theoretical besttime: 1:41.502								
1	20:51.044	19:26.435	126	51.105	184	33.504	202	221	3	1:41.502	22.572	159	46.310	190	32.620	202	259
2	1:41.963	22.595	159	46.543	191	32.825	203	256									

25	Jody Fannin, GBR/ Steve Kane, GBR								theoretical besttime: 1:41.342								
1	18:10.049	16:42.164	115	53.468	186	34.417	203	245	3	1:41.795	22.425	158	46.595	189	32.775	199	255
2	1:43.205	23.285	156	47.059	190	32.861	202	253	4	1:41.424	22.414	159	46.593	192	32.417	205	255
	1:41.427	22:375	157	46:764	192	32:288	202	254									

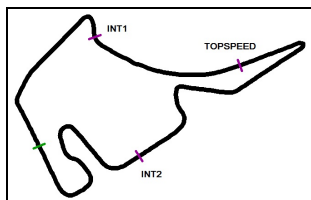
26	Rahel Frey, CHE/ Christopher Haase, DEU								theoretical besttime: 1:40.180								
1	19:36.917	18:12.944	147	50.282	180	33.691	199	244		1:58.151	22.984	139	57.283	66	37.884	201	198
2	1:40.910	22.399	157	46.566	192	31.945	201	250	4	1:40.180	22.164	158	46.191	192	31.825	202	251
	1:40.707	22:223	155	46:373	190	32:111	199	250									
3	1:40.418	22.274	158	46.222	191	31.922	201	251									

27	Rene Rast, DEU/ Christopher Mies, DEU								theoretical besttime: 1:40.073								
1	20:00.044	18:26.278	123	57.766	156	36.000	197	195	4	1:47.198	22.199	159	47.862	168	37.137	199	252
	1:47.908	22:339	158	46:625	190	38:944	199	249	5	1:40.463	22.101	157	46.391	192	31.971	199	251
2	1:40.249	22.182	158	46.201	191	31.866	200	250									
3	1:40.171	22.054	159	46.299	192	31.818	200	250									

28	Christer Jöns, DEU/ Markus Winkelhock, DEU								theoretical besttime: 1:40.134								
1	21:13.631	19:37.513	135	57.446	156	38.672	199	227	4	1:40.534	22.254	158	46.496	191	31.784	200	250
2	1:40.996	22.505	154	46.703	190	31.788	200	248	5	1:40.283	22.156	157	46.286	191	31.841	199	250
3	1:54.757	25.519	139	56.719	188	32.519	201	212									
	1:42.006	22:156	158	46:340	192	33:510	200	250									

40	Gerd Beisel, DEU/ Sven Barth, DEU								theoretical besttime: 1:40.909								
1	4:46.640	3:21.208	141	49.196	184	36.236	176	254	6	12:14.448	10:54.150	154	46.952	193	33.346	203	259
2	1:48.858	25.342	145	49.791	179	33.725	202	257	7	1:41.103	22.500	164	46.105	194	32.498	203	263
3	1:41.221	22.589	163	46.058	193	32.574	203	262	8	1:41.102	22.499	163	46.080	194	32.523	202	262
4	1:40.993	22.369	163	46.042	193	32.582	202	263	9	1:43.339	22.508	162	47.585	187	33.246	202	262
5	1:47.244	22.440	164	46.181	193	38.623		263									

41	Albert von Thurn und Taxis, DEU/ Oliver Gavin, GBR								theoretical besttime: 1:40.740								
1	9:43.733	8:18.273	135	51.335	188	34.125	205	237	5	3:56.979	2:34.131	153	46.794	194	36.054	207	268
2	1:41.412	22.818	164	46.005	197	32.589	207	269	6	1:53.240	22.621	160	46.385	193	44.234		269
3	1:40.740	22.387	164	45.909	196	32.444	207	270									
4	2:00.200	22.516	161	53.820	188	43.864		269									



ADAC GT Masters

Lap analysis Qualifying 2

Provisional



Hockenheimring, Length: 4574 m

Air temperature: 19.7°C

Track temperature: 19.4°C

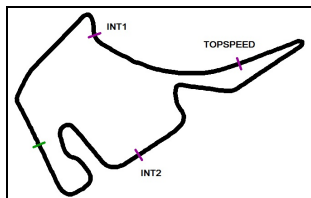
Weather condition: Dry

DMSB Reg. Nr.: 290/2013
Deutscher Motor Sport Bund e.V.

Friday 27.9.2013 17:20

Lap	Time	SE1	SP1	SE2	SP2	SE3	SP3	TSP	Lap	Time	SE1	SP1	SE2	SP2	SE3	SP3	TSP
49	Enzo Ide, BEL/ Nico Verdonck, BEL								theoretical besttime: 1:41.114								
1	14:21.859	12:53.495	121	53.139	179	35.225	193	214	5	1:41.247	22.408	158	46.573	191	32.266	199	251
2	1:44.529	24.019	157	47.214	189	33.296	197	248	6	1:41.899	22.639	152	46.783	191	32.477	199	252
3	1:42.094	22.714	158	46.835	188	32.545	199	253	7	1:41.468	22.579	158	46.538	189	32.351	200	252
4	1:41.302	22.383	159	46.726	191	32.193	199	251									
	1:57.731	23.174	139	58.445	169	36.112	197	196									

Lap	Time	SE1	SP1	SE2	SP2	SE3	SP3	TSP	Lap	Time	SE1	SP1	SE2	SP2	SE3	SP3	TSP
100	Daniel Dobitsch, AUT/ Aditya Patel, IND								theoretical besttime: 1:40.718								
1	12:16.182	10:43.885	134	57.893	169	34.404	200	197		1:41.002	22.407	159	46.354	192	32.241	201	254
2	1:41.363	22.496	162	46.416	192	32.451	202	251	7	1:44.677	22.293	159	46.180	193	36.204	201	255
3	1:41.366	22.339	159	46.444	194	32.583	195	253	8	1:41.190	22.470	159	46.312	193	32.408	203	254
4	2:00.830	25.750	126	53.173	192	41.907			9	1:40.910	22.344	162	46.228	192	32.338	201	254
5	3:02.747	1:35.115	138	52.250	142	35.382	200	199									
6	1:41.306	22.455	159	46.245	192	32.606	200	254									



ADAC GT Masters

Vmax list Qualifying 2

Provisional



Hockenheimring, Length: 4574 m

Air temperature: 19.7°C

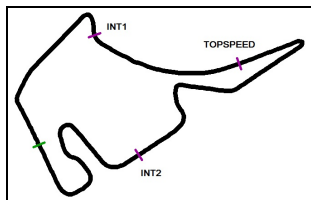
Track temperature: 19.4°C

Weather condition: Dry

DMSB Reg. Nr.: 290/2013
Deutscher Motor Sport Bund e.V.

Friday 27.9.2013 17:20

Nr	Team, Car, Driver, Nat	Top speed
41	SaReNi United, Chevrolet Camaro GT von Thurn und Taxis Albert , DEU Gavin Oliver , GBR	269,80 km/h
2	Callaway Competition, Corvette Z06.R GT3 Alessi Diego , ITA Keilwitz Daniel , DEU	264,84 km/h
40	RWT Racing Team, Corvette Z06.R GT3 Beisel Gerd , DEU Barth Sven , DEU	263,41 km/h
18	Callaway Competition, Corvette Z06.R GT3 Seiler Toni , CHE Bleekemolen Jeroen , NLD	262,97 km/h
10	Polarweiss Racing, Mercedes Benz SLS AMG GT3 Götz Maximilian , DEU Buhk Maximilian , DEU	262,33 km/h
17	Callaway Competition, Corvette Z06.R GT3 Lips Remo , CHE Marioneck Lennart , DEU	262,33 km/h
14	Lambda Performance, Ford GT GT3 Kechele Frank , DEU Schwager Dominik , BEL	261,37 km/h
11	Polarweiss Racing, Mercedes Benz SLS AMG GT3 Ludwig Luca , DEU Jäger Thomas , DEU	261,37 km/h
3	Callaway Competition, Corvette Z06.R GT3 Wirth Andreas , DEU Hohenadel Christian , DEU	261,25 km/h
9	Tonino powered by Herberth Motorsport, Porsche 911 GT3 Bourdeaux Rene , DEU Renauer Alfred , DEU	261,19 km/h
24	JRM, Nissan GT-R NISMO GT3 Bell Matt , GBR Dumbreck Peter , GBR	259,12 km/h
6	Farnbacher Racing, Porsche 911 GT3 R Farnbacher Mario , DEU Frommenwiler Philipp , CHE	258,81 km/h
19	PIXUM Team Schubert, BMW Z4 GT3 Hürtgen Claudia , DEU Baumann Dominik , AUT	257,39 km/h
5	Farnbacher Racing, Porsche 911 GT3 R Nielsen Christina , DNK Giermaziak Kuba , POL	257,33 km/h



ADAC GT Masters

Vmax list Qualifying 2

Provisional



Hockenheimring, Length: 4574 m

Air temperature: 19.7°C

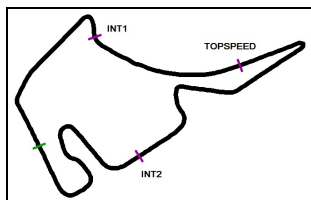
Track temperature: 19.4°C

Weather condition: Dry

DMSB Reg. Nr.: 290/2013
Deutscher Motor Sport Bund e.V.

Friday 27.9.2013 17:20

Nr	Team, Car, Driver, Nat	Top speed
8	Tonino powered by Herberth Motorsport, Porsche 911 GT3 Renauer Robert , DEU Ragginger Martin , AUT	257,14 km/h
7	Farnbacher Racing, Porsche 911 GT3 R Jahn David , DEU Aeberhard Jürg , CHE	256,17 km/h
100	MS RACING, Audi R8 LMS Ultra Dobitsch Daniel , AUT Patel Aditya , IND	255,92 km/h
20	PIXUM Team Schubert, BMW Z4 GT3 Sandritter Max , DEU Müller Jörg , DEU	255,50 km/h
12	DB Motorsport, BMW Z4 GT3 den Boer Jeroen , NLD Knap Simon , NLD	255,38 km/h
1	MS RACING, Audi R8 LMS Ultra Asch Sebastian , DEU Stoll Florian , DEU	255,32 km/h
25	JRM, Nissan GT-R NISMO GT3 Fannin Jody , GBR Kane Steve , GBR	255,20 km/h
4	Team GW-Schütz, Porsche 911 GT3 R Christensen Michael , DNK Armindo Nicolas , FRA	253,88 km/h
49	Phoenix Racing, Audi R8 LMS Ultra Ide Enzo , BEL Verdonck Nico , BEL	253,76 km/h
16	THE BOSS YACO Racing, Audi R8 LMS Ultra Schmickler Frank , DEU Geipel Philip , DEU	253,58 km/h
27	Prosperia C. Abt Racing, Audi R8 LMS Ultra Rast Rene , DEU Mies Christopher , DEU	251,57 km/h
26	Prosperia C. Abt Racing, Audi R8 LMS Ultra Frey Rahel , CHE Haase Christopher , DEU	251,57 km/h
28	Prosperia C. Abt Racing, Audi R8 LMS Ultra Jöns Christer , DEU Winkelhock Markus , DEU	250,87 km/h



ADAC GT Masters

Start Grid Race 2

Provisional



Hockenheimring, Length: 4574 m

Air temperature: 12.9°C

Track temperature: 14.2°C

Weather condition: Dry

DMSB Reg. Nr.: 290/2013
Deutscher Motor Sport Bund e.V.

Sunday 29.9.2013 12:15

10 Polarweiss Racing Maximilian Götz/ Maximilian Buhk*	1:39.899
2 Callaway Competition Diego Alessi/ Daniel Keilwitz*	1:40.129
19 PIXUM Team Schubert Claudia Hürtgen/ Dominik Baumann*	1:40.226
28 Prosperia C. Abt Racing Christer Jöns/ Markus Winkelhock*	1:40.283
8 Tonino powered by Herberth Moto Robert Renauer/ Martin Ragginger*	1:40.365
11 Polarweiss Racing Luca Ludwig/ Thomas Jäger*	1:40.474
20 PIXUM Team Schubert Max Sandritter/ Jörg Müller*	1:40.745
16 THE BOSS YACO Racing Frank Schmickler/ Philip Geipel*	1:40.843
1 MS RACING Sebastian Asch/ Florian Stoll*	1:40.969
17 Callaway Competition Remo Lips/ Lennart Marioneck*	1:41.052
25 JRM Jody Fannin/ Steve Kane*	1:41.424
7 Farnbacher Racing David Jahn/ Jürg Aeberhard*	1:41.600

- 1
- 2
- 3
- 4
- 5
- 6
- 7
- 8
- 9
- 10
- 11
- 12
- 13

POLE POSITION

18 Callaway Competition Toni Seiler/ Jeroen Bleekemolen*	1:39.806
14 Lambda Performance Frank Kechele/ Dominik Schwager*	1:39.912
27 Prosperia C. Abt Racing Rene Rast/ Christopher Mies*	1:40.171
12 DB Motorsport Jeroen den Boer/ Simon Knap*	1:40.281
5 Farnbacher Racing Christina Nielsen/ Kuba Giermaziak*	1:40.296
6 Farnbacher Racing Mario Farnbacher/ Philipp Frommenwiler*	1:40.381
41 SaReNi United Albert von Thurn und Taxis/ Oliver Gavin*	1:40.740
3 Callaway Competition Andreas Wirth/ Christian Hohenadel*	1:40.771
100 MS RACING Daniel Dobitsch/ Aditya Patel*	1:40.910
9 Tonino powered by Herberth Moto Rene Bourdeaux/ Alfred Renauer*	1:40.976
4 Team GW-Schütz Michael Christensen/ Nicolas Armindo*	1:41.057
24 JRM Matt Bell/ Peter Dumbreck*	1:41.502
49 Phoenix Racing Enzo Ide/ Nico Verdonck*	1:41.247

Following stewards decision no. 138 - drop of 5 grid positions for car no. 49

withdraw of car no. 40,26

* Marks the starting driver

Publications Time:

Race Director:

Time Keeping: