



# ADAC GT Masters

## Result List Qualifying 1



Provisional

**DMSB** Reg. Nr.: 290/2013  
Deutscher Motor Sport Bund e.V.

Hockenheimring, Length: 4574 m

Air temperature: 23.6°C

Track temperature: 19.9°C

Weather condition: Dry

Friday 27.9.2013 16:40

started : 27      classified : 27      not classified : 0

	Drivers	Team	Car	Lap	Best Time	Gap	Diff	Kph	Day Time
1	14 F.Kechele/D.Schwager	Lambda Performance	Ford GT GT3	3	<b>1:39.744</b>			165,1	17:02:08
2	10 M.Götz/M.Buhk	Polarweiss Racing	Mercedes Benz SLS AMG GT3	3	<b>1:40.102</b>	0.358	0.358	164,5	17:02:24
3	27 R.Rast/C.Mies	Prosperia C. Abt Racing	Audi R8 LMS Ultra	4	<b>1:40.171</b>	0.427	0.069	164,4	16:59:15
4	7 D.Jahn/J.Aeberhard	Farnbacher Racing	Porsche 911 GT3 R	5	<b>1:40.289</b>	0.545	0.118	164,2	17:06:33
5	8 R.Renauer/M.Ragginger	Tonino powered by Herberth Motors	Porsche 911 GT3 R	5	<b>1:40.342</b>	0.598	0.053	164,1	17:05:42
6	6 M.Farnbacher/P.Frommenwiler	Farnbacher Racing	Porsche 911 GT3 R	5	<b>1:40.554</b>	0.810	0.212	163,8	17:08:41
7	28 C.Jöns/M.Winkelhock	Prosperia C. Abt Racing	Audi R8 LMS Ultra	4	<b>1:40.640</b>	0.896	0.086	163,6	17:04:58
8	19 C.Hürtgen/D.Baumann	PIXUM Team Schubert	BMW Z4 GT3	6	<b>1:40.710</b>	0.966	0.070	163,5	17:07:17
9	12 J.den Boer/S.Knap	DB Motorsport	BMW Z4 GT3	7	<b>1:40.796</b>	1.052	0.086	163,4	17:06:31
10	2 D.Alessi/D.Keilwitz	Callaway Competition	Corvette Z06.R GT3	4	<b>1:40.856</b>	1.112	0.060	163,3	16:56:48
11	1 S.Asch/F.Stoll	MS RACING	Audi R8 LMS Ultra	8	<b>1:40.925</b>	1.181	0.069	163,2	17:10:42
12	11 L.Ludwig/T.Jäger	Polarweiss Racing	Mercedes Benz SLS AMG GT3	5	<b>1:41.006</b>	1.262	0.081	163,0	17:03:04
13	4 M.Christensen/N.Armino	Team GW-Schütz	Porsche 911 GT3 R	3	<b>1:41.091</b>	1.347	0.085	162,9	16:58:39
14	100 D.Dobitsch/A.Patel	MS RACING	Audi R8 LMS Ultra	3	<b>1:41.126</b>	1.382	0.035	162,8	16:56:01
15	5 C.Nielsen(*G*)/K.Giermaziak	Farnbacher Racing	Porsche 911 GT3 R	7	<b>1:41.203</b>	1.459	0.077	162,7	17:08:11
16	24 M.Bell/P.Dumbreck	JRM	Nissan GT-R NISMO GT3	3	<b>1:41.289</b>	1.545	0.086	162,6	16:56:25
17	20 M.Sandritter/J.Müller	PIXUM Team Schubert	BMW Z4 GT3	5	<b>1:41.308</b>	1.564	0.019	162,5	17:06:19
18	3 A.Wirth/C.Hohenadel	Callaway Competition	Corvette Z06.R GT3	7	<b>1:41.367</b>	1.623	0.059	162,4	17:07:35
19	9 R.Bourdeaux(*G*)/A.Renauer	Tonino powered by Herberth Motors	Porsche 911 GT3 R	5	<b>1:41.407</b>	1.663	0.040	162,4	17:04:40
20	26 R.Frey/C.Haase	Prosperia C. Abt Racing	Audi R8 LMS Ultra	6	<b>1:41.512</b>	1.768	0.105	162,2	17:08:38
21	41 A.von Thurn und Taxis/O.Gavin	SaReNi United	Chevrolet Camaro GT	4	<b>1:41.615</b>	1.871	0.103	162,0	16:59:01
22	16 F.Schmickler/P.Geipel	THE BOSS YACO Racing	Audi R8 LMS Ultra	8	<b>1:41.773</b>	2.029	0.158	161,8	17:07:52
23	17 R.Lips(*G*)/L.Marionek	Callaway Competition	Corvette Z06.R GT3	7	<b>1:41.942</b>	2.198	0.169	161,5	17:01:37
24	18 T.Seiler(*G*)/J.Bleekemolen	Callaway Competition	Corvette Z06.R GT3	5	<b>1:41.981</b>	2.237	0.039	161,5	16:55:19
25	49 E.Ide/N.Verdonck	Phoenix Racing	Audi R8 LMS Ultra	4	<b>1:42.124</b>	2.380	0.143	161,2	16:58:03
26	25 J.Fannin/S.Kane	JRM	Nissan GT-R NISMO GT3	4	<b>1:42.144</b>	2.400	0.020	161,2	16:52:03
27	40 G.Beisel(*G*)/S.Barth	RWT Racing Team	Corvette Z06.R GT3	5	<b>1:43.434</b>	3.690	1.290	159,2	16:52:43

Following race director decision cancellation of the relevant lap time for car no 49,24,25,49,27,26,8 track limits

(\*G\*) marks the Gentlemen driver

**Subject to final scrutineering!**

Publications Time:

Clerk of the course:

Time Keeping:



# ADAC GT Masters



## Lap analysis Qualifying 1

Provisional

**DMSB** Reg. Nr.: 290/2013  
Deutscher Motor Sport Bund e.V.

Hockenheimring, Length: 4574 m

Air temperature: 23.6°C

Track temperature: 19.9°C

Weather condition: Dry

Friday 27.9.2013 16:40

Lap	Time	SE1	SP1	SE2	SP2	SE3	SP3	TSP	Lap	Time	SE1	SP1	SE2	SP2	SE3	SP3	TSP
<b>1 Sebastian Asch, DEU/ Florian Stoll, DEU</b>									<b>theoretical besttime: 1:40.764</b>								
1	17:46.273	16:20.652	142	50.028	155	35.593	195	248	6	2:43.431	1:22.713	158	<b>46.343</b>	191	34.375	201	255
2	1:42.001	22.862	158	46.560	190	32.579	198	252	7	1:41.116	22.266	157	46.676	191	<b>32.174</b>	200	255
3	1:41.486	22.491	159	46.433	<b>193</b>	32.562	<b>201</b>	<b>255</b>	8	<b>1:40.925</b>	22.247	158	46.453	190	32.225	199	254
4	1:41.662	22.566	<b>160</b>	46.505	189	32.591	199	254	9	2:00.549	24.768	140	54.881	177	40.900		201
5	1:45.846	22.390	156	46.876	191	36.580		254									
<b>2 Diego Alessi, ITA/ Daniel Keilwitz, DEU</b>									<b>theoretical besttime: 1:40.614</b>								
1	11:30.264	9:56.276	120	56.183	173	37.805	191	223	6	2:56.196	22.600	163	51.051	185	1:42.545		243
2	1:51.720	24.879	149	50.525	184	36.316	195	238	7	6:05.500	4:38.621	154	52.049	188	34.830	204	242
3	1:45.717	24.444	153	47.351	190	33.922	204	261	8	1:44.969	22.571	160	47.993	169	34.405	204	263
4	<b>1:40.856</b>	22.357	<b>164</b>	45.978	<b>195</b>	<b>32.521</b>	<b>205</b>	264	9	1:55.559	22.489	163	46.407	191	46.663		<b>264</b>
5	1:40.919	<b>22.267</b>	162	<b>45.826</b>	<b>195</b>	32.826	203	262									
<b>3 Andreas Wirth, DEU/ Christian Hohenadel, DEU</b>									<b>theoretical besttime: 1:41.110</b>								
1	12:12.535	10:38.860	131	57.266	157	36.409	190	153	6	6:32.416	5:13.218	159	46.391	193	32.807	202	260
2	1:52.948	24.161	154	49.670	185	39.117	201	258	7	<b>1:41.367</b>	22.335	<b>161</b>	46.362	<b>194</b>	32.670	202	261
3	1:44.252	23.102	153	47.538	190	33.612	202	259	8	1:42.156	22.496	160	<b>46.158</b>	194	33.502	<b>203</b>	262
4	1:41.692	22.464	160	46.611	192	<b>32.617</b>	201	260	9	1:41.475	22.367	161	46.396	193	32.712	203	<b>263</b>
5	1:50.429	23.437	152	47.953	190	39.039		241									
<b>4 Michael Christensen, DNK/ Nicolas Armindo, FRA</b>									<b>theoretical besttime: 1:40.996</b>								
1	15:16.425	13:47.889	135	52.092	164	36.444	198	162	5	3:07.253	1:45.183	152	47.581	189	34.489	199	254
2	1:41.686	22.603	160	46.717	190	<b>32.366</b>	199	255	6	1:43.380	22.460	159	46.341	190	34.579	192	256
3	<b>1:41.091</b>	<b>22.397</b>	<b>160</b>	<b>46.233</b>	190	32.461	198	256	7	1:41.678	22.685	159	46.499	<b>191</b>	32.494	<b>200</b>	256
4	1:51.069	22.538	160	46.754	189	41.777		255	8	1:46.520	22.523	159	46.653	190	37.344		<b>258</b>
<b>5 Christina Nielsen, DNK/ Kuba Giermaziak, POL</b>									<b>theoretical besttime: 1:41.177</b>								
1	17:22.278	15:31.797	109	1:06.366	117	44.115	157	151	5	1:42.566	22.880	158	46.684	189	33.002	199	258
2	2:04.543	28.572	126	59.546	113	36.425	199	163	6	1:41.673	22.682	<b>161</b>	46.376	190	<b>32.615</b>	<b>201</b>	258
3	1:42.682	22.807	158	46.737	186	33.138	198	255	7	<b>1:41.203</b>	22.378	160	<b>46.184</b>	<b>192</b>	32.641	199	<b>258</b>
4	1:56.596	23.548	160	56.579	159	36.469	200	228	8	2:11.012	25.571	139	58.430	177	47.011		179
<b>6 Mario Farnbacher, DEU/ Philipp Frommenwiler, CHE</b>									<b>theoretical besttime: 1:40.350</b>								
1	21:56.600	20:25.331	127	54.184	112	37.085	196	212	4	1:41.966	22.288	162	47.156	190	32.522	201	257
2	1:42.229	23.058	162	46.843	194	32.328	<b>203</b>	<b>251</b>	5	<b>1:40.554</b>	22.306	<b>163</b>	46.059	193	<b>32.189</b>	202	257
3	1:40.572	22.400	162	<b>45.873</b>	<b>194</b>	32.299	201	<b>258</b>	6	2:04.712	22.426	146	54.441	147	47.845		228
<b>7 David Jahn, DEU/ Jürg Aeberhard, CHE</b>									<b>theoretical besttime: 1:40.289</b>								
1	19:43.919	18:13.420	134	54.406	187	36.093	198	216	4	1:40.593	22.274	161	46.189	193	32.130	202	257
2	1:48.081	23.074	161	52.369	189	32.638	202	256	5	<b>1:40.289</b>	22.193	161	<b>45.972</b>	<b>194</b>	<b>32.124</b>	201	<b>257</b>
3	1:40.671	22.296	<b>163</b>	46.050	193	32.325	<b>203</b>	257	6	3:00.321	22.554	160	47.341	191	1:50.426		257
<b>8 Robert Renauer, DEU/ Martin Ragginger, AUT</b>									<b>theoretical besttime: 1:40.278</b>								
1	18:53.272	17:23.644	133	53.011	182	36.617	199	213	5	<b>1:40.342</b>	22.231	159	46.145	194	<b>31.966</b>	<b>202</b>	256
2	1:45.539	23.364	147	48.155	188	34.020	200	251		1:44.182	22.570	<b>160</b>	47.609	183	34.003	201	<b>256</b>
3	1:43.121	22.860	149	47.418	190	32.843	201	254	6	1:52.412	22.599	147	49.268	186	40.545		229
4	1:40.471	22.365	159	<b>46.081</b>	<b>195</b>	32.025	202	255									
<b>9 Rene Bourdeaux, DEU/ Alfred Renauer, DEU</b>									<b>theoretical besttime: 1:41.385</b>								
1	17:50.874	16:09.728	108	1:04.950	166	36.196	194	158	5	<b>1:41.407</b>	22.405	<b>160</b>	<b>46.363</b>	191	32.639	201	259
2	1:44.235	23.505	157	47.523	187	33.207	200	256	6	1:42.544	22.402	159	46.611	189	33.531	<b>201</b>	258
3	1:41.936	22.482	159	46.700	191	32.754	201	257	7	1:41.858	22.572	159	46.666	<b>192</b>	<b>32.620</b>	200	<b>259</b>
4	1:41.989	22.550	160	46.459	191	32.980	201	258	8	1:55.399	24.122	135	51.467	186	39.810		242



# ADAC GT Masters

## Lap analysis Qualifying 1



Provisional

Hockenheimring, Length: 4574 m

Air temperature: 23.6°C

Track temperature: 19.9°C

Weather condition: Dry

**DMSB** Reg. Nr.: 290/2013  
Deutscher Motor Sport Bund e.V.

Friday 27.9.2013 16:40

Lap	Time	SE1	SP1	SE2	SP2	SE3	SP3	TSP	Lap	Time	SE1	SP1	SE2	SP2	SE3	SP3	TSP
<b>10</b>	Maximilian Götzt, DEU/ Maximilian Buhk, DEU								<b>theoretical besttime: 1:40.071</b>								
1	18:58.779	17:31.427	142	52.576	186	34.776	200	223	6	1:42.600	22.405	160	45.920	192	34.275	191	261
2	1:45.301	22.911	159	47.249	192	35.141	201	247	7	1:58.374	26.103	149	53.349	175	38.922	201	226
3	<b>1:40.102</b>	22.231	160	<b>45.833</b>	<b>195</b>	<b>32.038</b>	202	<b>262</b>	8	1:40.611	22.346	160	46.060	195	32.205	201	260
4	1:46.035	22.968	143	49.076	189	33.991	202	237									
5	1:40.339	<b>22.200</b>	<b>161</b>	45.993	194	32.146	<b>202</b>	260									

<b>11</b>	Luca Ludwig, DEU/ Thomas Jäger, DEU								<b>theoretical besttime: 1:40.597</b>								
1	16:11.062	14:41.790	134	52.974	186	36.298	198	216	7	1:41.183	22.328	161	46.320	193	32.535	199	261
2	1:49.569	23.021	159	46.606	189	39.942	197	258	8	1:41.082	22.562	161	46.131	194	32.389	197	<b>262</b>
3	1:41.146	22.745	159	46.154	193	<b>32.247</b>	<b>202</b>	259	9	1:41.269	22.604	159	46.362	<b>194</b>	32.303	201	260
4	1:41.230	22.473	<b>162</b>	46.276	187	32.481	200	260	10	1:41.120	22.461	159	46.218	194	32.441	201	260
5	<b>1:41.006</b>	22.592	162	<b>46.022</b>	194	32.392	195	261									
6	1:41.162	22.488	160	46.364	194	32.310	201	261									

<b>12</b>	Jeroen den Boer, NLD/ Simon Knap, NLD								<b>theoretical besttime: 1:40.658</b>								
1	16:02.264	14:31.539	122	54.980	166	35.745	172	205	6	1:40.965	22.403	158	46.464	192	32.098	201	254
2	1:53.151	25.568	157	51.132	189	36.451	198	167	<b>7</b>	<b>1:40.796</b>	22.352	159	<b>46.318</b>	<b>194</b>	32.126	<b>201</b>	255
3	1:41.426	22.476	159	46.907	191	32.043	201	253	8	1:41.018	22.342	<b>159</b>	46.585	193	32.091	200	<b>256</b>
4	1:40.948	<b>22.314</b>	159	46.608	192	<b>32.026</b>	201	255	9	2:04.405	25.531	147	56.108	190	42.766		113
5	1:51.879	26.499	138	51.262	193	34.118	200	180									

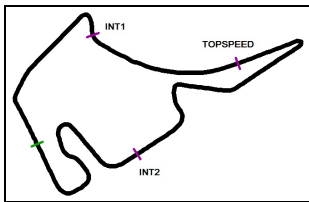
<b>14</b>	Frank Kechele, DEU/ Dominik Schwager, BEL								<b>theoretical besttime: 1:39.523</b>								
1	18:48.620	17:22.740	137	51.390	181	34.490	<b>203</b>	233	<b>3</b>	<b>1:39.744</b>	22.080	<b>164</b>	<b>45.426</b>	193	32.238	195	<b>261</b>
2	1:40.138	22.485	161	45.636	<b>194</b>	<b>32.017</b>	202	260	4	2:53.787	22.805	148	53.150	188	1:37.832		234

<b>16</b>	Frank Schmickler, DEU/ Philip Geipel, DEU								<b>theoretical besttime: 1:41.676</b>								
1	7:31.817	5:37.789	103	1:04.523	163	49.505		167	6	1:42.117	22.532	159	46.906	190	32.679	199	<b>255</b>
2	9:40.622	8:01.454	118	1:00.115	166	39.053	172	184	7	1:53.168	22.644	159	53.954	168	36.570	199	252
3	1:58.169	26.733	132	57.175	179	34.261	196	175	<b>8</b>	<b>1:41.773</b>	22.629	159	<b>46.643</b>	<b>190</b>	<b>32.501</b>	<b>200</b>	251
4	1:42.494	22.771	159	46.924	188	32.799	199	250	9	2:01.701	24.972	148	51.155	181	45.574		230
5	1:42.255	22.589	<b>162</b>	46.661	190	33.005	197	250									

<b>17</b>	Remo Lips, CHE/ Lennart Marioneck, DEU								<b>theoretical besttime: 1:41.717</b>								
1	7:44.389	6:16.437	128	52.273	184	35.679	198	196	6	1:42.348	22.796	<b>164</b>	46.550	193	33.002	201	261
2	1:43.743	23.450	160	47.164	190	33.129	201	258	<b>7</b>	<b>1:41.942</b>	22.709	<b>164</b>	46.291	<b>193</b>	<b>32.942</b>	201	261
3	1:41.974	22.657	163	46.313	192	33.004	202	260	8	1:42.008	22.543	161	46.357	193	33.108	202	262
4	1:51.555	22.550	163	46.840	192	42.165		261	9	1:42.019	22.796	161	<b>46.232</b>	192	32.991	202	<b>266</b>
5	5:11.836	3:43.137	128	55.387	191	33.312	<b>202</b>	174	10	2:04.557	26.539	139	53.370	185	44.648		203

<b>18</b>	Toni Seiler, CHE/ Jeroen Bleekemolen, NLD								<b>theoretical besttime: 1:41.683</b>								
1	8:24.740	6:52.244	111	57.033	181	35.463	198	189	7	5:19.175	3:52.815	120	51.809	184	34.551	203	213
2	1:46.185	23.694	153	48.467	183	34.024	201	258	8	1:44.181	23.082	162	47.037	<b>193</b>	34.062	202	262
3	1:43.421	23.211	158	47.132	186	33.078	202	260	9	1:42.968	22.711	158	47.262	186	32.995	204	255
4	1:42.952	23.160	157	46.641	192	33.151	201	260	10	1:42.826	22.909	<b>163</b>	46.911	191	33.006	<b>204</b>	263
5	<b>1:41.981</b>	22.902	162	<b>46.493</b>	192	<b>32.586</b>	203	262	11	2:09.446	22.826	159	46.824	191	59.796		<b>264</b>
6	1:50.643	<b>22.604</b>	160	46.553	192	41.486		263									

<b>19</b>	Claudia Hürtgen, DEU/ Dominik Baumann, AUT								<b>theoretical besttime: 1:40.683</b>								
1	18:35.932	16:45.217	94	1:07.002	126	43.713	159	156	<b>6</b>	<b>1:40.710</b>	22.286	<b>159</b>	<b>46.302</b>	<b>194</b>	<b>32.122</b>	<b>201</b>	<b>257</b>
2	1:56.777	29.305	129	54.191	187	33.281	199	217	7	1:54.607	22.422	157	51.738	109	40.447	197	254
3	1:41.409	22.524	158	46.575	191	32.310	199	253	8	1:40.796	22.264	157	46.399	193	32.133	200	255
4	1:41.181	22.376	158	46.511	193	32.294	200	255									
5	1:41.001	<b>22.259</b>	155	46.432	194	32.310	<b>201</b>	256									



# ADAC GT Masters

## Lap analysis Qualifying 1



Provisional

Hockenheimring, Length: 4574 m

Air temperature: 23.6°C

Track temperature: 19.9°C

Weather condition: Dry

DMSB Reg. Nr.: 290/2013  
Deutscher Motor Sport Bund e.V.

Friday 27.9.2013 16:40

Lap	Time	SE1	SP1	SE2	SP2	SE3	SP3	TSP	Lap	Time	SE1	SP1	SE2	SP2	SE3	SP3	TSP
<b>20</b>	Max Sandritter, DEU/ Jörg Müller, DEU								<b>theoretical besttime: 1:41.282</b>								
1	19:31.200	17:59.045	117	57.128	128	35.027	194	198	6	1:58.782	22.632	157	57.808	109	38.342	200	252
2	1:43.393	23.183	159	47.267	192	32.943	196	254	7	1:41.757	22.505	159	46.765	194	32.487	199	<b>256</b>
3	1:42.278	22.665	157	47.004	191	32.609	197	253	8	1:41.936	22.449	157	46.800	193	32.687	<b>200</b>	255
4	1:41.420	22.453	159	<b>46.642</b>	193	32.325	198	254									
5	<b>1:41.308</b>	<b>22.398</b>	<b>160</b>	46.668	<b>194</b>	<b>32.242</b>	200	255									

<b>24</b>	Matt Bell, GBR/ Peter Dumbreck, GBR								<b>theoretical besttime: 1:41.289</b>								
1	11:16.271	9:43.754	133	55.426	187	37.091	200	185	<b>3</b>	<b>1:41.289</b>	<b>22.400</b>	<b>158</b>	<b>46.544</b>	<b>192</b>	<b>32.345</b>	199	<b>256</b>
2	1:46.013	22.850	154	46.873	191	36.290	<b>201</b>	254	4	1:42.281	22.562	158	46.574	191	33.145	198	256
	1:41.701	22.657	157	46.557	191	32.487	199	256	5	2:07.705	23.232	155	57.919	163	46.554		195

<b>25</b>	Jody Fannin, GBR/ Steve Kane, GBR								<b>theoretical besttime: 1:42.005</b>								
1	6:51.374	5:24.672	131	51.224	184	35.478	<b>200</b>	238	<b>4</b>	<b>1:42.144</b>	22.925	<b>160</b>	<b>46.607</b>	189	32.612	197	<b>258</b>
2	1:47.182	23.936	151	49.854	186	33.392	197	241	5	1:42.242	22.829	160	46.720	<b>191</b>	32.693	200	256
3	1:42.275	22.860	157	46.846	190	<b>32.569</b>	197	253		1:55.282	23.349	152	50.933	177	41.000		230

<b>26</b>	Rahel Frey, CHE/ Christopher Haase, DEU								<b>theoretical besttime: 1:41.346</b>								
1	16:40.337	15:13.064	134	51.972	182	35.301	193	217	4	1:41.642	22.567	156	46.658	188	<b>32.417</b>	196	251
2	1:45.984	23.367	157	49.219	185	33.398	196	240	5	1:41.677	22.535	158	46.667	191	32.475	198	252
3	1:43.990	22.527	159	46.898	189	34.565	<b>198</b>	251	<b>6</b>	<b>1:41.512</b>	22.495	<b>159</b>	<b>46.596</b>	<b>191</b>	32.421	197	<b>253</b>
	1:41.663	<b>22.333</b>	159	46.780	190	32.550	197	252	7	1:52.865	22.714	153	50.099	185	40.052		229
	1:41.427	22.472	159	46.614	190	32.341	198	251									

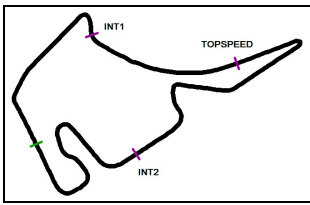
<b>27</b>	Rene Rast, DEU/ Christopher Mies, DEU								<b>theoretical besttime: 1:40.113</b>								
1	14:07.640	12:39.642	132	51.750	186	36.248	197	235	5	4:00.854	2:31.731	148	54.714	191	34.409	199	197
2	1:47.640	22.395	158	46.471	189	38.774	200	251	6	1:42.631	22.052	<b>159</b>	46.782	191	33.797	197	251
3	1:40.368	22.132	158	46.329	<b>193</b>	31.907	195	251	7	1:40.494	22.250	159	46.311	191	31.933	199	252
4	<b>1:40.171</b>	22.110	158	<b>46.166</b>	192	<b>31.895</b>	<b>200</b>	<b>253</b>	8	3:03.345	26.094	139	57.102	162	1:40.149		174
	1:53.417	24.765	154	49.311	190	39.341		222									

<b>28</b>	Christer Jöns, DEU/ Markus Winkelhock, DEU								<b>theoretical besttime: 1:40.613</b>								
1	19:52.330	18:22.681	147	53.007	152	36.642	197	238	5	1:40.851	22.292	158	46.538	190	32.021	198	250
2	1:42.456	22.828	158	46.967	189	32.661	199	248	6	1:40.988	22.380	158	46.580	191	32.028	199	250
3	1:42.929	22.304	<b>159</b>	47.314	189	33.311	200	<b>252</b>	7	1:41.177	22.349	158	46.561	<b>192</b>	32.267	200	252
4	<b>1:40.640</b>	22.319	158	<b>46.392</b>	191	<b>31.929</b>	<b>200</b>	250	8	1:55.758	23.055	158	49.642	173	43.061		235

<b>40</b>	Gerd Beisel, DEU/ Sven Barth, DEU								<b>theoretical besttime: 1:43.193</b>								
1	5:45.032	4:16.067	122	52.352	181	36.613	193	236	6	1:49.265	23.073	156	47.251	187	38.941		262
2	1:46.644	23.633	155	48.494	188	34.517	199	259	7	8:46.372	7:23.460	145	49.265	189	33.647	201	211
3	1:44.727	23.403	<b>160</b>	47.518	190	33.806	198	260	8	1:44.167	23.116	154	47.377	<b>193</b>	33.674	201	<b>263</b>
4	1:43.669	22.999	158	46.919	191	33.751	201	261	9	1:43.804	22.957	156	47.362	191	<b>33.485</b>	<b>202</b>	262
5	<b>1:43.434</b>	23.047	158	<b>46.786</b>	192	33.601	200	261	10	1:50.093	22.922	155	47.907	190	39.264		262

<b>41</b>	Albert von Thurn und Taxis, DEU/ Oliver Gavin, GBR								<b>theoretical besttime: 1:41.213</b>								
1	13:55.054	12:16.876	118	1:00.973	158	37.205	204	173	<b>4</b>	<b>1:41.615</b>	22.547	163	<b>46.008</b>	194	33.060	205	268
2	1:42.155	23.049	158	46.432	<b>195</b>	<b>32.674</b>	<b>206</b>	267	5	1:49.034	22.757	162	47.943	178	38.334	206	<b>269</b>
3	1:42.413	<b>22.531</b>	161	46.766	175	33.116	205	267	6	1:50.254	22.929	<b>164</b>	47.939	190	39.386		244

<b>49</b>	Enzo Ide, BEL/ Nico Verdonck, BEL								<b>theoretical besttime: 1:41.668</b>								
1	9:14.597	7:30.182	121	1:04.837	127	39.578	191	164	3	1:49.297	22.671	158	50.404	161	36.222	197	250
2	1:52.901	25.959	132	49.812	184	37.130	196	244	<b>4</b>	<b>1:42.124</b>	22.742	<b>158</b>	46.678	189	<b>32.704</b>	197	250
	1:42.470	22.909	157	46.817	189	32.744	<b>197</b>	250		1:48.728	22.641	157	46.484	<b>190</b>	39.603		<b>253</b>
	1:41.734	<b>22.577</b>	157	<b>46.387</b>	190	32.770	196	251									



# ADAC GT Masters

## Lap analysis Qualifying 1

Provisional



Hockenheimring, Length: 4574 m

Air temperature: 23.6°C

Track temperature: 19.9°C

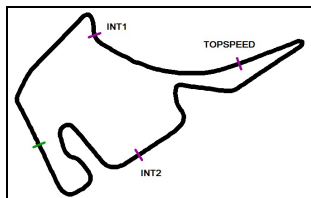
Weather condition: Dry



Reg. Nr.: 290/2013

Friday 27.9.2013 16:40

Lap	Time	SE1	SP1	SE2	SP2	SE3	SP3	TSP	Lap	Time	SE1	SP1	SE2	SP2	SE3	SP3	TSP
<b>100</b> Daniel Dobitsch, AUT/ Aditya Patel, IND									<b>theoretical besttime: 1:41.020</b>								
1	12:38.911	11:10.382	128	53.635	181	34.894	197	205	6	1:41.952	22.747	156	46.603	193	32.602	199	251
2	1:41.723	22.612	156	46.690	192	<b>32.421</b>	198	250	7	1:41.149	22.279	157	46.448	<b>193</b>	32.422	<b>199</b>	252
3	<b>1:41.126</b>	<b>22.250</b>	158	<b>46.349</b>	192	32.527	198	252	8	1:45.679	22.367	<b>158</b>	48.145	157	35.167	199	<b>253</b>
4	1:47.221	22.342	156	46.461	192	38.418		253	9	1:50.037	25.086	117	52.060	186	32.891	197	186
5	4:17.195	2:57.383	158	46.988	192	32.824	199	250	10	1:49.601	22.469	151	47.058	190	40.074		252



# ADAC GT Masters

## Vmax list Qualifying 1

Provisional



Hockenheimring, Length: 4574 m

Air temperature: 23.8°C

Track temperature: 19.9°C

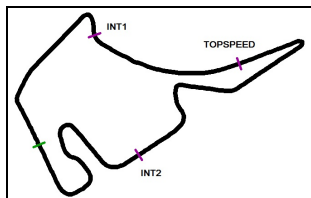
Weather condition: Dry



Reg. Nr.: 290/2013

Friday 27.9.2013 16:40

Nr	Team, Car, Driver, Nat	Top speed
41	<b>SaReNi United, Chevrolet Camaro GT</b> von Thurn und Taxis Albert , DEU Gavin Oliver , GBR	268,66 km/h
17	<b>Callaway Competition, Corvette Z06.R GT3</b> Lips Remo , CHE Marioneck Lennart , DEU	266,01 km/h
2	<b>Callaway Competition, Corvette Z06.R GT3</b> Alessi Diego , ITA Keilwitz Daniel , DEU	264,12 km/h
18	<b>Callaway Competition, Corvette Z06.R GT3</b> Seiler Toni , CHE Bleekemolen Jeroen , NLD	263,67 km/h
40	<b>RWT Racing Team, Corvette Z06.R GT3</b> Beisel Gerd , DEU Barth Sven , DEU	262,84 km/h
3	<b>Callaway Competition, Corvette Z06.R GT3</b> Wirth Andreas , DEU Hohenadel Christian , DEU	262,77 km/h
10	<b>Polarweiss Racing, Mercedes Benz SLS AMG GT3</b> Götz Maximilian , DEU Buhk Maximilian , DEU	261,50 km/h
11	<b>Polarweiss Racing, Mercedes Benz SLS AMG GT3</b> Ludwig Luca , DEU Jäger Thomas , DEU	261,50 km/h
14	<b>Lambda Performance, Ford GT GT3</b> Kechele Frank , DEU Schwager Dominik , BEL	260,93 km/h
9	<b>Tonino powered by Herberth Motorsport, Porsche 911 GT3</b> Bourdeaux Rene , DEU Renauer Alfred , DEU	258,87 km/h
6	<b>Farnbacher Racing, Porsche 911 GT3 R</b> Farnbacher Mario , DEU Frommenwiler Philipp , CHE	258,31 km/h
5	<b>Farnbacher Racing, Porsche 911 GT3 R</b> Nielsen Christina , DNK Giermaziak Kuba , POL	258,06 km/h
4	<b>Team GW-Schütz, Porsche 911 GT3 R</b> Christensen Michael , DNK Armindo Nicolas , FRA	257,94 km/h
25	<b>JRM, Nissan GT-R NISMO GT3</b> Fannin Jody , GBR Kane Steve , GBR	257,88 km/h



# ADAC GT Masters

## Vmax list Qualifying 1

Provisional



Hockenheimring, Length: 4574 m

Air temperature: 23.8°C

Track temperature: 19.9°C

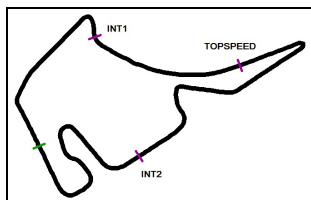
Weather condition: Dry



Reg. Nr.: 290/2013

Friday 27.9.2013 16:40

Nr	Team, Car, Driver, Nat	Top speed
7	<b>Farnbacher Racing, Porsche 911 GT3 R</b> Jahn David , DEU Aeberhard Jürg , CHE	256,96 km/h
19	<b>PIXUM Team Schubert, BMW Z4 GT3</b> Hürtgen Claudia , DEU Baumann Dominik , AUT	256,90 km/h
8	<b>Tonino powered by Herberth Motorsport, Porsche 911 GT3</b> Renauer Robert , DEU Ragginger Martin , AUT	256,47 km/h
12	<b>DB Motorsport, BMW Z4 GT3</b> den Boer Jeroen , NLD Knap Simon , NLD	256,17 km/h
24	<b>JRM, Nissan GT-R NISMO GT3</b> Bell Matt , GBR Dumbreck Peter , GBR	256,11 km/h
20	<b>PIXUM Team Schubert, BMW Z4 GT3</b> Sandritter Max , DEU Müller Jörg , DEU	256,05 km/h
1	<b>MS RACING, Audi R8 LMS Ultra</b> Asch Sebastian , DEU Stoll Florian , DEU	255,08 km/h
16	<b>THE BOSS YACO Racing, Audi R8 LMS Ultra</b> Schmickler Frank , DEU Geipel Philip , DEU	255,02 km/h
26	<b>Prosperia C. Abt Racing, Audi R8 LMS Ultra</b> Frey Rahel , CHE Haase Christopher , DEU	253,22 km/h
49	<b>Phoenix Racing, Audi R8 LMS Ultra</b> Ide Enzo , BEL Verdonck Nico , BEL	253,11 km/h
100	<b>MS RACING, Audi R8 LMS Ultra</b> Dobitsch Daniel , AUT Patel Aditya , IND	252,93 km/h
27	<b>Prosperia C. Abt Racing, Audi R8 LMS Ultra</b> Rast Rene , DEU Mies Christopher , DEU	252,57 km/h
28	<b>Prosperia C. Abt Racing, Audi R8 LMS Ultra</b> Jöns Christer , DEU Winkelhock Markus , DEU	252,28 km/h



# ADAC GT Masters

## Start Grid Race 1

Provisional



Hockenheimring, Length: 4574 m

Air temperature: 24.2°C

Track temperature: 19.9°C

Weather condition: Dry

**DMSB** Reg. Nr.: 290/2013  
Deutscher Motor Sport Bund e.V.

Saturday 28.9.2013 12:15

<b>10 Polarweiss Racing</b>	1:40.102
Maximilian Götz*/ Maximilian Buhk	
<b>7 Farnbacher Racing</b>	1:40.289
David Jahn*/ Jürg Aeberhard	
<b>6 Farnbacher Racing</b>	1:40.554
Mario Farnbacher*/ Philipp Frommenwiler	
<b>19 PIXUM Team Schubert</b>	1:40.710
Claudia Hürtgen*/ Dominik Baumann	
<b>2 Callaway Competition</b>	1:40.856
Diego Alessi*/ Daniel Keilwitz	
<b>11 Polarweiss Racing</b>	1:41.006
Luca Ludwig*/ Thomas Jäger	
<b>100 MS RACING</b>	1:41.126
Daniel Dobitsch*/ Aditya Patel	
<b>24 JRM</b>	1:41.289
Matt Bell*/ Peter Dumbreck	
<b>3 Callaway Competition</b>	1:41.367
Andreas Wirth*/ Christian Hohenadel	
<b>26 Prosperia C. Abt Racing</b>	1:41.512
Rahel Frey*/ Christopher Haase	
<b>16 THE BOSS YACO Racing</b>	1:41.773
Frank Schmickler*/ Philip Geipel	
<b>18 Callaway Competition</b>	1:41.981
Toni Seiler*/ Jeroen Bleekemolen	
<b>25 JRM</b>	1:42.144
Jody Fannin*/ Steve Kane	

- 1
- 2
- 3
- 4
- 5
- 6
- 7
- 8
- 9
- 10
- 11
- 12
- 13
- 14

### POLE POSITION

<b>14 Lambda Performance</b>	1:39.744
Frank Kechele*/ Dominik Schwager	
<b>27 Prosperia C. Abt Racing</b>	1:40.171
Rene Rast*/ Christopher Mies	
<b>8 Tonino powered by Herberth Moto</b>	1:40.342
Robert Renauer*/ Martin Ragginger	
<b>28 Prosperia C. Abt Racing</b>	1:40.640
Christer Jöns*/ Markus Winkelhock	
<b>12 DB Motorsport</b>	1:40.796
Jeroen den Boer*/ Simon Knap	
<b>1 MS RACING</b>	1:40.925
Sebastian Asch*/ Florian Stoll	
<b>4 Team GW-Schütz</b>	1:41.091
Michael Christensen*/ Nicolas Armindo	
<b>5 Farnbacher Racing</b>	1:41.203
Christina Nielsen*/ Kuba Giermaziak	
<b>20 PIXUM Team Schubert</b>	1:41.308
Max Sandritter*/ Jörg Müller	
<b>9 Tonino powered by Herberth Moto</b>	1:41.407
Rene Bourdeaux*/ Alfred Renauer	
<b>41 SaReNi United</b>	1:41.615
Albert von Thurn und Taxis*/ Oliver Gavin	
<b>17 Callaway Competition</b>	1:41.942
Remo Lips*/ Lennart Marioneck	
<b>49 Phoenix Racing</b>	1:42.124
Enzo Ide*/ Nico Verdonck	
<b>40 RWT Racing Team</b>	1:43.434
Gerd Beisel*/ Sven Barth	

\* Marks the starting driver

Publications Time:

Race Director:

Time Keeping: