



ADAC Formel Masters

Result List Qualifying

Provisional



Hockenheimring, Length: 4574 m

Air temperature: 20.5°C

Track temperature: 19.0°C

Weather condition: Dry

DMSB Reg. Nr.: 290/2013
Deutscher Motor Sport Bund e.V.

Friday 27.9.2013 15:25

started : 21 classified : 21 not classified : 0

	Competitor Drivers	Sponsor Car	Lap	Best Time	Gap	Diff	Kph	Day Time
1	9 ADAC Berlin-Brandenburg e.V. M.Günther(DEU)	Formel ADAC powered by Volkswagen	12	1:45.533			156,0	15:49:32
2	15 ADAC Berlin-Brandenburg e.V. A.Picariello(BEL)	Formel ADAC powered by Volkswagen	11	1:45.679	0.146	0.146	155,8	15:47:50
3	6 Neuhauser Racing Team M.Dienst(DEU)	ADAC Nordbaden e.V. Formel ADAC powered by Volkswagen	11	1:45.992	0.459	0.313	155,4	15:47:56
4	17 Schiller Motorsport F.Schiller(DEU)	Formel ADAC powered by Volkswagen	12	1:46.006	0.473	0.014	155,3	15:50:56
5	26 Team KUG Motorsport R.Boschung(CHE)	Formel ADAC powered by Volkswagen	11	1:46.110	0.577	0.104	155,2	15:49:09
6	4 Lotus B.Visser(NLD)	Formel ADAC powered by Volkswagen	12	1:46.302	0.769	0.192	154,9	15:51:45
7	8 Neuhauser Racing Team S.Riener(AUT)	Formel ADAC powered by Volkswagen	8	1:46.310	0.777	0.008	154,9	15:42:13
8	16 Schiller-Motorsport J.Kremer(DEU)	Formel ADAC powered by Volkswagen	11	1:46.398	0.865	0.088	154,8	15:46:49
9	7 Neuhauser Racing Team N.Beer(DEN)	Formel ADAC powered by Volkswagen	6	1:46.491	0.958	0.093	154,6	15:38:34
10	22 JBR Motorsport & Engineering GmbH B.Gentgen(DEU)	ADAC Nordrhein e.V. Formel ADAC powered by Volkswagen	10	1:46.867	1.334	0.376	154,1	15:46:42
11	2 Lotus C.O'Keeffe(RSA)	Formel ADAC powered by Volkswagen	9	1:47.042	1.509	0.175	153,8	15:51:08
12	11 ADAC Berlin-Brandenburg e.V. H.Grapp(DEU)	Formel ADAC powered by Volkswagen	12	1:47.123	1.590	0.081	153,7	15:50:35
13	10 ADAC Berlin-Brandenburg e.V. K.Schramm(DEU)	Formel ADAC powered by Volkswagen	11	1:47.190	1.657	0.067	153,6	15:50:51
14	3 Lotus M.Jensen(DNK)	Formel ADAC powered by Volkswagen	11	1:47.325	1.792	0.135	153,4	15:50:55
15	5 Lotus I.Dontje(NLD)	Formel ADAC powered by Volkswagen	5	1:47.351	1.818	0.026	153,4	15:39:50
16	19 JBR Motorsport & Engineering GmbH K.Giersiepen(DEU)	ADAC Westfalen Team Sport Formel ADAC powered by Volkswagen	11	1:47.757	2.224	0.406	152,8	15:50:47
17	24 Team KUG Motorsport S.Kox(NLD)	Formel ADAC powered by Volkswagen	12	1:47.870	2.337	0.113	152,7	15:51:18
18	14 ADAC Berlin-Brandenburg e.V. G.Maggi(CHE)	Formel ADAC powered by Volkswagen	12	1:48.355	2.822	0.485	152,0	15:50:24
19	29 JBR Motorsport & Engineering M.Lenerz(DEU)	Formel ADAC powered by Volkswagen	12	1:48.647	3.114	0.292	151,6	15:50:11
20	23 JBR Motorsport & Engineering GmbH H.Utsch(DEU)	Formel ADAC powered by Volkswagen	11	1:48.686	3.153	0.039	151,5	15:48:33
21	20 KSW Motorsport M.Gatz(DEU)	ADAC Westfalen Team Sport Formel ADAC powered by Volkswagen	11	1:48.934	3.401	0.248	151,2	15:48:04

Qualifying Time: 1:56.308 MIN LAPS : 2 Percent: 110%

Following race director decision cancellation of the fastest lap time till violation for car no.26,24

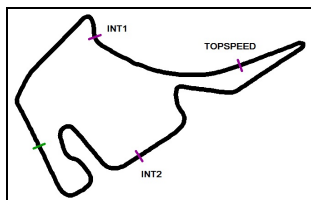
Following race director decision cancellation of the relavant lap time for car no.17,10,19,2,5,16,6 track limits

Subject to final scrutineering!

Publications Time:

Clerk of the course:

Time Keeping:



ADAC Formel Masters

Result List Qualifying 2nd Best

Provisional



Hockenheimring, Length: 4574 m

Air temperature: 20.6°C

Track temperature: 19.1°C

Weather condition: Dry

DMSB Reg. Nr.: 290/2013
Deutscher Motor Sport Bund e.V.

Friday 27.9.2013 15:25

started : 21 classified : 21 not classified : 0

	Drivers	Sponsor	Car	Lap	Best Time	Gap	Diff	Kph	Day Time
1	9 M.Günther		Formel ADAC powerd by Volksw.	11	1:45.665			155,8	15:47:47
2	15 A.Picariello		Formel ADAC powerd by Volksw.	13	1:45.689	0.024	0.024	155,8	15:51:22
3	6 M.Dienst	ADAC Nordbaden e.V.	Formel ADAC powerd by Volksw.	9	1:46.137	0.448	0.472	155,1	15:44:24
4	17 F.Schiller		Formel ADAC powerd by Volksw.	11	1:46.258	0.121	0.593	155,0	15:49:10
5	26 R.Boschung		Formel ADAC powerd by Volksw.	5	1:46.329	0.071	0.664	154,9	15:34:34
6	4 B.Visser		Formel ADAC powerd by Volksw.	7	1:46.355	0.026	0.690	154,8	15:42:53
7	7 N.Beer		Formel ADAC powerd by Volksw.	8	1:46.496	0.141	0.831	154,6	15:42:07
8	8 S.Riener		Formel ADAC powerd by Volksw.	9	1:46.498	0.002	0.833	154,6	15:43:59
9	16 J.Kremer		Formel ADAC powerd by Volksw.	12	1:46.512	0.014	0.847	154,6	15:50:31
10	2 C.O'Keeffe		Formel ADAC powerd by Volksw.	8	1:47.105	0.593	1.440	153,7	15:49:21
11	22 B.Gentgen	ADAC Nordrhein e.V.	Formel ADAC powerd by Volksw.	11	1:47.109	0.004	1.444	153,7	15:48:29
12	3 M.Jensen		Formel ADAC powerd by Volksw.	5	1:47.394	0.285	1.729	153,3	15:40:07
13	10 K.Schramm		Formel ADAC powerd by Volksw.	5	1:47.462	0.068	1.797	153,2	15:38:21
14	5 I.Dontje		Formel ADAC powerd by Volksw.	4	1:47.560	0.098	1.895	153,1	15:38:02
15	19 K.Giersiepen	ADAC Westfalen Team Sport	Formel ADAC powerd by Volksw.	10	1:47.795	0.235	2.130	152,8	15:48:59
16	11 H.Grapp		Formel ADAC powerd by Volksw.	11	1:48.001	0.206	2.336	152,5	15:48:48
17	24 S.Kox		Formel ADAC powerd by Volksw.	11	1:48.207	0.206	2.542	152,2	15:47:42
18	14 G.Maggi		Formel ADAC powerd by Volksw.	11	1:48.474	0.267	2.809	151,8	15:48:36
19	23 H.Utsch		Formel ADAC powerd by Volksw.	8	1:48.701	0.227	3.036	151,5	15:43:05
20	29 M.Lenerz		Formel ADAC powerd by Volksw.	10	1:48.916	0.215	3.251	151,2	15:46:33
21	20 M.Gatz	ADAC Westfalen Team Sport	Formel ADAC powerd by Volksw.	10	1:48.984	0.068	3.319	151,1	15:46:15

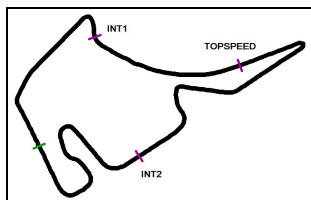
Qualifying Time: 1:56.413 Percent: 110%

Subject to final scrutineering!

Publications Time:

Clerk of the course:

Time Keeping:



ADAC Formel Masters

Lap analysis Qualifying



Provisional

Hockenheimring, Length: 4574 m

Air temperature: 20.5°C

Track temperature: 19.0°C

Weather condition: Dry



Reg. Nr.: 290/2013

Friday 27.9.2013 15:25

Lap	Time	SE1	SP1	SE2	SP2	SE3	SP3	TSP	Lap	Time	SE1	SP1	SE2	SP2	SE3	SP3	TSP
2	Callan O'Keeffe, RSA ,								theoretical besttime: 1:46.975								
1	7:42.911	5:59.626	125	1:04.565	146	38.720	147	157	6	1:47.785	23.598	141	51.335	172	32.852	176	208
2	2:02.110	25.940	139	1:00.061	137	36.109	176	136		1:47.963	23.218	141	51.893	172	32.852	177	209
3	1:48.163	23.542	140	51.471	171	33.150	175	208	7	1:47.164	23.306	141	51.111	172	32.747	176	209
4	1:47.500	23.473	140	51.206	172	32.821	176	209	8	1:47.105	23.260	141	51.132	172	32.713	176	209
5	1:58.024	23.324	140	1:00.143	172	34.557	176	135	9	1:47.042	23.285	141	51.076	172	32.681	176	210
	1:52.710	23.236	141	54.131	129	35.343	175	210									

3	Mikkel Jensen, DNK ,								theoretical besttime: 1:47.250								
1	7:41.783	6:00.369	132	1:02.873	142	38.541	171	153	7	1:49.081	23.499	142	52.127	171	33.455	175	210
2	2:01.523	25.469	137	59.962	151	36.092	173	151	8	1:47.548	23.440	141	51.178	173	32.930	175	209
3	1:48.595	23.816	141	51.489	171	33.290	175	208	9	1:49.497	23.351	142	52.332	172	33.814	176	208
4	1:47.895	23.645	141	51.268	172	32.982	176	209	10	1:47.517	23.360	141	51.116	172	33.041	175	210
5	1:47.394	23.358	141	51.215	172	32.821	176	209	11	1:47.325	23.379	141	51.078	172	32.868	176	211
6	1:47.539	23.399	141	51.178	172	32.962	174	209									

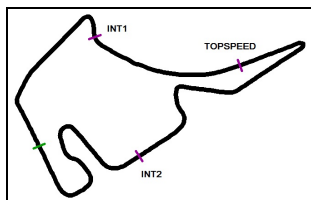
4	Beitske Visser, NLD ,								theoretical besttime: 1:46.040								
1	7:02.909	5:28.941	133	58.194	153	35.774	149	153	8	1:46.641	23.280	141	50.975	173	32.386	177	209
2	1:55.502	25.863	140	55.957	171	33.682	176	173	9	1:46.454	23.164	141	50.939	173	32.351	177	209
3	1:47.719	23.798	141	51.329	172	32.592	176		10	1:46.703	23.328	141	50.885	172	32.490	177	209
4	1:46.777	23.341	141	51.116	173	32.320	177	207	11	1:46.453	23.205	141	50.954	172	32.294	178	209
5	1:46.448	23.201	141	50.924	173	32.323	177	208	12	1:46.302	23.134	142	50.841	173	32.327	178	210
6	1:47.696	23.159	141	51.085	173	33.452	177	209									
7	1:46.355	23.363	142	50.612	173	32.380	176	213									

5	Indy Dontje, NLD ,								theoretical besttime: 1:47.281								
1	7:28.162	5:44.215	129	1:05.048	131	38.899	148	132		1:49.314	25.072	140	51.336	172	32.906	175	208
2	1:59.233	28.055	136	57.386	154	33.792	176	172	6	1:47.661	23.577	140	51.364	172	32.720	176	208
3	1:47.906	23.582	139	51.570	171	32.754	175	207	7	1:47.678	23.402	140	51.355	172	32.921	175	208
4	1:47.560	23.554	141	51.274	172	32.732	175	207	8	1:57.053	24.145	141	51.565	172	41.343		209
5	1:47.351	23.393	140	51.344	172	32.614	176	208									

6	Marvin Dienst, DEU ,								theoretical besttime: 1:45.824								
1	2:55.555	1:13.956	129	1:02.143	149	39.456	155	147	8	1:46.306	23.105	142	50.911	173	32.290	180	211
2	2:47.807	27.514	136	58.390	163	1:21.903		154	9	1:46.137	23.197	142	50.600	173	32.340	179	215
3	2:59.431	1:31.927	140	53.581	172	33.923	174	198	10	1:46.146	23.058	143	50.795	173	32.293	179	211
4	1:47.982	23.918	141	51.482	173	32.582	178	209	11	1:45.992	22.936	142	50.768	173	32.288	179	211
5	1:47.078	23.268	142	51.331	172	32.479	178	208		1:46.033	22.997	142	50.724	173	32.312	178	211
6	1:47.041	23.245	141	51.200	173	32.596	177	207	12	1:49.723	24.097	137	52.292	173	33.334	178	211
7	1:46.750	23.177	142	51.110	173	32.463	178	209									

7	Nicolas Beer, DEN ,								theoretical besttime: 1:46.280								
1	2:20.135	43.382	127	59.922	160	36.831	168	161	8	1:46.496	23.084	141	51.053	172	32.359	176	209
2	2:04.524	25.948	127	56.378	167	42.198			9	1:51.562	23.044	141	51.408	170	37.110		206
3	3:49.022	2:23.121	139	52.732	169	33.169	176	197	10	2:57.230	1:29.761	140	54.956	168	32.513	177	198
4	1:47.370	23.410	140	51.522	171	32.438	177	206	11	1:47.827	23.348	141	51.307	171	33.172	176	207
5	1:47.076	23.392	141	51.285	171	32.399	177	207	12	1:46.897	23.197	141	51.406	171	32.294	177	206
6	1:46.491	23.222	141	51.086	171	32.183	177	208									
7	1:46.533	23.068	142	51.174	172	32.291	177	208									

8	Stefan Riener, AUT ,								theoretical besttime: 1:46.146								
1	2:21.411	44.681	133	59.540	151	37.190	160	180	8	1:46.310	22.941	142	50.917	173	32.452	178	211
2	2:06.520	25.350	132	56.583	162	44.587			9	1:46.498	23.069	142	50.843	173	32.586	178	212
3	3:43.470	2:17.663	139	52.511	172	33.296	176	198	10	1:46.563	23.136	142	50.935	173	32.492	178	215
4	1:47.335	23.255	140	51.366	172	32.714	177		11	1:55.094	24.795	140	51.691	173	38.608		208
5	1:46.685	23.157	142	51.052	172	32.476	178		12	3:25.302	1:57.570	133	53.251	168	34.481	156	201
6	1:54.799	23.110	141	57.961	153	33.728	177	210									
7	1:46.767	23.282	141	51.123	173	32.362	178	208									



ADAC Formel Masters

Lap analysis Qualifying

Provisional



Hockenheimring, Length: 4574 m

Air temperature: 20.5°C

Track temperature: 19.0°C

Weather condition: Dry



Reg. Nr.: 290/2013

Friday 27.9.2013 15:25

Lap	Time	SE1	SP1	SE2	SP2	SE3	SP3	TSP	Lap	Time	SE1	SP1	SE2	SP2	SE3	SP3	TSP
-----	------	-----	-----	-----	-----	-----	-----	-----	-----	------	-----	-----	-----	-----	-----	-----	-----

9 Maximilian Günther, DEU ,

theoretical besttime: 1:45.471

1	3:35.253	2:01.699	134	57.453	155	36.101	153	161	8	1:52.194	23.755	143	51.178	173	37.261	211	
2	1:56.760	26.453	138	55.853	169	34.454	159	173	9	2:48.810	1:15.886	142	59.349	158	33.575	178	183
3	1:52.929	24.711	141	53.447	167	34.771	164	195	10	1:46.060	22.957	143	51.046	174	32.057	178	210
4	1:51.303	24.595	142	54.165	165	32.543	177	171	11	1:45.665	22.895	144	50.858	174	31.912	179	211
5	1:46.261	23.010	142	51.123	173	32.128	177	208	12	1:45.533	22.794	143	50.765	173	31.974	179	211
6	1:46.171	23.020	143	50.984	172	32.167	178	210	13	1:45.724	22.816	144	50.803	174	32.105	181	213
7	1:46.044	22.885	142	50.952	174	32.207	177	210									

10 Kim Luis Schramm, DEU ,

theoretical besttime: 1:47.126

1	4:05.813	2:29.157	135	59.627	159	37.029	151	172	7	1:57.706	23.445	139	53.500	163	40.761	210	
2	1:58.919	27.511	137	56.089	154	35.319	168	188	8	3:11.127	1:42.417	139	54.689	169	34.021	175	181
3	1:53.133	25.435	139	53.339	170	34.359	175	191	9	1:50.367	24.494	141	52.965	171	32.908	176	177
4	1:48.130	23.570	140	51.717	171	32.843	177	207	10	1:47.924	23.528	142	51.600	170	32.796	176	209
	1:47.779	23.437	140	51.428	172	32.914	176	210	11	1:47.190	23.326	141	51.264	172	32.600	177	210
5	1:47.462	23.562	141	51.200	173	32.700	178	212									
6	1:55.730	23.914	141	56.786	159	35.030	178	148									

11 Hendrik Grapp, DEU ,

theoretical besttime: 1:47.123

1	4:04.866	2:26.739	114	1:01.378	142	36.749	156	163	8	1:55.600	23.846	141	52.446	170	39.308	207	
2	1:56.558	25.864	138	55.892	167	34.802	173	179	9	2:57.438	1:26.657	136	56.837	161	33.944	168	
3	1:48.740	23.810	141	51.608	171	33.322	174	207	10	1:51.301	24.148	140	53.968	163	33.185	176	192
4	1:48.052	23.485	140	51.394	171	33.173	172	209	11	1:48.001	23.453	141	51.524	171	33.024	175	209
5	2:01.495	26.925	117	1:00.931	169	33.639	174	161	12	1:47.123	23.238	142	51.058	172	32.827	177	210
6	1:48.211	23.592	140	51.471	172	33.148	174	208									
7	1:48.483	23.809	140	51.506	172	33.168	175	208									

14 Giorgio Maggi, CHE ,

theoretical besttime: 1:48.307

1	3:20.855	1:39.580	127	1:01.043	145	40.232	144	160	8	1:59.505	23.694	140	52.829	161	42.982	207	
2	2:06.672	28.988	125	59.481	156	38.203	154	171	9	3:04.262	1:38.822	141	51.730	170	33.710	174	209
3	2:01.638	27.642	123	57.275	160	36.721	151	167	10	1:49.162	23.993	141	52.099	170	33.070	174	208
4	1:57.043	27.574	140	54.557	169	34.912	167	186	11	1:48.474	23.779	141	51.698	171	32.997	175	209
5	1:51.274	25.077	142	52.825	170	33.372	174		12	1:48.355	23.620	141	51.690	171	33.045	175	209
6	1:48.931	23.875	140	51.907	170	33.149	174	209									
7	1:48.805	23.781	140	51.847	170	33.177	175	208									

15 Alessio Picariello, BEL ,

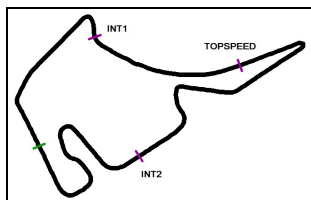
theoretical besttime: 1:45.637

1	4:00.883	2:25.934	126	57.805	137	37.144	164	171	8	1:51.282	23.111	142	50.908	173	37.263	210	
2	1:50.733	24.923	141	52.380	171	33.430	176	199	9	2:41.866	1:15.529	142	52.523	163	33.814	178	205
3	1:47.761	23.310	142	51.563	172	32.888	177	207	10	1:46.104	23.006	143	50.894	173	32.204	178	210
4	1:46.757	23.152	142	51.033	173	32.572	177	209	11	1:45.679	22.849	143	50.719	174	32.111	178	210
5	1:46.618	23.145	142	51.093	173	32.380	178	209	12	1:45.794	22.861	143	50.780	174	32.153	178	211
6	1:46.715	23.235	142	51.290	173	32.190	177	209	13	1:45.689	22.877	142	50.677	174	32.135	178	211
7	1:46.372	23.057	143	50.967	174	32.348	178	210									

16 Jason Kremer, DEU ,

theoretical besttime: 1:46.281

1	2:04.916	35.070	138	54.088	168	35.758	171	200	8	1:46.689	23.285	142	50.947	174	32.457	177	208
2	1:50.518	24.519	141	52.413	172	33.586	175	199	9	1:46.679	23.326	142	50.970	174	32.383	177	208
3	1:47.903	23.443	141	51.172	172	33.288	176	206	10	1:46.723	23.170	143	51.005	174	32.548	177	
4	1:47.579	23.291	142	51.184	174	33.104	177	208	11	1:46.398	23.187	142	50.834	173	32.377	178	209
5	1:47.808	24.126	141	50.953	173	32.729	178	209		1:55.784	26.138	139	54.887	172	34.759	177	190
6	2:30.199	23.314	142	50.947	174	1:15.938	209		12	1:46.512	23.186	142	50.734	174	32.592	178	213
7	2:54.135	1:28.973	140	51.926	172	33.236	176	205									



ADAC Formel Masters



Lap analysis Qualifying

Provisional

Hockenheimring, Length: 4574 m

Air temperature: 20.5°C

Track temperature: 19.0°C

Weather condition: Dry



Reg. Nr.: 290/2013

Friday 27.9.2013 15:25

Lap	Time	SE1	SP1	SE2	SP2	SE3	SP3	TSP	Lap	Time	SE1	SP1	SE2	SP2	SE3	SP3	TSP
17	Fabian Schiller, DEU ,								theoretical besttime: 1:45.984								
1	2:05.780	35.935	137	54.117	153	35.728	166	203	7	1:46.696	23.022	143	51.095	171	32.579	177	210
2	1:51.728	24.721	141	52.718	169	34.289	172	205	8	1:46.702	23.052	142	51.059	174	32.591	178	211
	1:48.520	23.776	141	51.497	173	33.247	177	208	9	1:46.543	23.108	141	50.922	175	32.513	178	212
3	1:49.168	23.384	142	52.741	166	33.043	178	210	10	1:52.722	23.087	143	55.708	146	33.927	177	212
4	2:28.299	23.179	142	50.880	174	1:14.240		210	11	1:46.258	23.115	143	50.712	173	32.431	179	213
5	3:21.720	1:56.776	141	51.777	171	33.167	177	207	12	1:46.006	23.044	143	50.603	175	32.359	179	213
6	1:46.843	23.439	143	50.824	174	32.580	178	211									

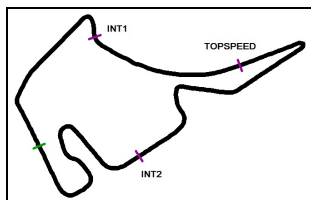
19	Kim Alexander Giersiepen, DEU ,								theoretical besttime: 1:47.449								
1	2:22.019	46.090	132	58.651	161	37.278	166	189	7	1:48.383	23.468	140	51.959	170	32.956	174	205
2	2:08.063	25.990	134	57.598	168	44.475		207	8	1:48.074	23.390	140	51.828	170	32.856	175	207
3	5:02.714	3:37.445	139	52.054	171	33.215	175	207	9	1:47.913	23.410	140	51.679	170	32.824	174	206
4	1:48.320	23.393	140	51.457	171	33.470	163		10	1:47.795	23.400	139	51.636	170	32.759	174	206
	1:50.149	25.193	140	51.865	170	33.091	175	206	11	1:47.757	23.445	141	51.667	170	32.645	175	207
5	1:48.360	23.527	140	51.824	170	33.009	173	205									
6	1:47.822	23.347	141	51.703	171	32.772	174	206									

20	Martin Gatz, DEU ,								theoretical besttime: 1:48.810								
1	2:56.336	1:15.874	128	1:01.150	150	39.312	160	145	8	1:49.117	23.889	141	51.713	171	33.515	173	207
2	2:03.028	27.854	138	58.546	150	36.628	171	162	9	1:49.670	23.977	140	52.037	169	33.656	174	208
3	1:51.054	24.530	140	52.500	169	34.024	172	203	10	1:48.984	23.959	141	51.558	172	33.467	173	208
4	1:49.763	24.023	140	51.980	171	33.760	174	205	11	1:48.934	23.787	141	51.638	171	33.509	174	208
5	1:49.226	23.930	141	51.694	172	33.602	170	206	12	1:49.247	24.007	139	51.775	171	33.465	175	208
6	1:58.015	24.141	140	53.861	161	40.013		202	13	1:49.215	23.883	141	51.767	171	33.565	173	209
7	3:20.202	1:53.867	140	52.704	171	33.631	174	202									

22	Benedikt Gentgen, DEU ,								theoretical besttime: 1:46.803								
1	2:22.627	42.686	129	1:02.007	144	37.934	150	153	8	1:47.187	23.276	142	51.244	172	32.667	177	210
2	2:12.155	26.403	137	58.763	168	46.989			9	1:47.428	23.294	141	51.306	172	32.828	177	209
3	4:34.188	3:05.572	139	54.881	170	33.735	175	195	10	1:46.867	23.316	142	50.998	172	32.553	177	211
4	1:48.548	23.551	141	51.552	172	33.445	164	207	11	1:47.109	23.252	141	51.091	172	32.766	176	210
5	1:48.427	24.067	141	51.414	172	32.946	175	208	12	1:47.540	23.359	142	51.154	172	33.027	174	210
6	1:47.835	23.561	140	51.382	173	32.892	176	209									
7	1:47.397	23.420	141	51.247	172	32.730	176	210									

23	Hannes Utsch, DEU ,								theoretical besttime: 1:48.131								
1	2:23.125	42.465	124	1:03.037	142	37.623	151	143	8	1:48.701	23.593	141	51.968	170	33.140	175	206
2	2:09.127	26.867	138	57.125	169	45.135			9	1:49.188	24.076	139	52.010	170	33.102	175	206
3	4:27.200	2:59.938	139	53.576	170	33.686	175	200	10	1:49.403	23.763	141	52.319	171	33.321	175	192
4	1:49.559	24.197	141	51.923	170	33.439	172		11	1:48.686	23.786	141	51.436	171	33.464	174	208
5	1:49.369	24.018	141	51.809	171	33.542	174	208	12	1:50.125	24.985	139	51.824	171	33.316	175	206
6	1:49.634	24.163	140	51.915	171	33.556	174	207									
7	1:49.084	23.959	141	51.938	170	33.187	175	206									

24	Stephane Kox, NLD ,								theoretical besttime: 1:47.660								
1	2:08.772	33.361	122	58.375	161	37.036	168	177	8	2:32.709	23.600	141	51.098	174	1:18.011		213
2	1:54.043	25.119	141	54.027	165	34.897	174	193	9	3:25.109	1:58.203	140	52.781	166	34.125	173	205
3	1:50.435	24.297	142	51.884	172	34.254	176	197	10	1:48.719	24.186	143	51.407	174	33.126	176	211
4	1:49.480	23.948	142	51.506	174	34.026	176	210	11	1:48.207	23.758	143	51.331	173	33.118	177	211
5	1:48.729	24.065	142	51.325	173	33.339	177	210		1:47.820	23.522	142	51.337	173	32.961	177	210
6	1:48.464	23.676	141	51.435	174	33.353	175		12	1:47.870	23.617	143	51.213	174	33.040	175	211
7	1:48.226	23.825	143	51.184	174	33.217	177	212									



ADAC Formel Masters

Lap analysis Qualifying

Provisional



Hockenheimring, Length: 4574 m

Air temperature: 20.5°C

Track temperature: 19.0°C

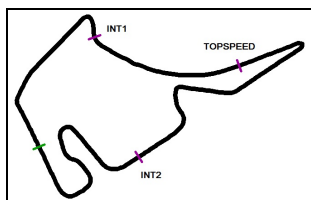
Weather condition: Dry

DMSB Reg. Nr.: 290/2013
Deutscher Motor Sport Bund e.V.

Friday 27.9.2013 15:25

Lap	Time	SE1	SP1	SE2	SP2	SE3	SP3	TSP	Lap	Time	SE1	SP1	SE2	SP2	SE3	SP3	TSP
26 Ralph Boschung, CHE ,									theoretical besttime: 1:46.024								
1	2:14.872	32.536	131	1:03.469	135	38.867	146	165	8	1:52.922	23.227	142	50.581	174	39.114		212
2	1:58.098	27.442	140	54.617	170	36.039	175	204	9	3:44.395	2:06.321	136	1:02.912	134	35.162	177	194
3	1:47.683	23.590	140	51.124	172	32.969	177	207	10	1:46.616	23.314	142	50.767	174	32.535	177	212
4	1:47.466	23.299	140	51.354	171	32.813	177	208		1:46.109	23.077	142	50.646	174	32.386	179	212
5	1:46.329	23.036	141	50.779	173	32.514	178	212	11	1:46.110	22.972	142	50.609	174	32.529	179	213
6	1:52.608	25.719	134	53.059	170	33.830	178	209	12	1:46.409	23.169	141	50.538	175	32.702	179	216
7	1:46.388	23.070	140	50.801	173	32.517	178	210									

Lap	Time	SE1	SP1	SE2	SP2	SE3	SP3	TSP	Lap	Time	SE1	SP1	SE2	SP2	SE3	SP3	TSP
29 Marcel Lenerz, DEU ,									theoretical besttime: 1:48.647								
1	2:16.772	39.611	136	57.242	122	39.919	160	195	8	1:49.375	23.873	142	51.996	172	33.506	173	208
2	1:58.945	26.656	139	55.224	162	37.065	163	177	9	1:49.375	24.000	140	51.785	172	33.590	174	209
3	2:55.020	25.748	139	54.350	169	1:34.922		188	10	1:48.916	23.944	142	51.591	172	33.381	175	210
4	3:19.639	1:50.650	140	52.736	171	36.253		199	11	1:48.931	23.871	142	51.478	172	33.582	174	210
5	1:55.758	29.134	140	52.462	171	34.162	172	206	12	1:48.647	23.863	142	51.418	172	33.366	175	210
6	1:50.332	24.412	139	52.065	172	33.855	174	207									
7	1:49.748	24.122	141	51.994	172	33.632	175	208									



ADAC Formel Masters

Vmax list Qualifying

Provisional



Hockenheimring, Length: 4574 m

Air temperature: 20.5°C

Track temperature: 19.0°C

Weather condition: Dry

DMSB Reg. Nr.: 290/2013
Deutscher Motor Sport Bund e.V.

Friday 27.9.2013 15:25

Nr	Team, Car, Driver, Nat	Top speed
26	Team KUG Motorsport, Formel ADAC power by Volkswagen Boschung Ralph , CHE	215,66 km/h
6	Neuhauser Racing TEAM, Formel ADAC power by Volkswagen Dienst Marvin , DEU	215,27 km/h
8	Neuhauser Racing TEAM, Formel ADAC power by Volkswagen Riener Stefan , AUT	214,88 km/h
9	Mücke-Motorsport, Formel ADAC power by Volkswagen Günther Maximilian , DEU	213,14 km/h
16	Schiller-Motorsport, Formel ADAC power by Volkswagen Kremer Jason , DEU	213,10 km/h
4	Lotus, Formel ADAC power by Volkswagen Visser Beitske , NLD	212,98 km/h
17	Schiller-Motorsport, Formel ADAC power by Volkswagen Schiller Fabian , DEU	212,89 km/h
24	Team KUG Motorsport, Formel ADAC power by Volkswagen Kox Stephane , NLD	212,81 km/h
10	Mücke-Motorsport, Formel ADAC power by Volkswagen Schramm Kim Luis , DEU	212,10 km/h
15	Mücke-Motorsport, Formel ADAC power by Volkswagen Picariello Alessio , BEL	211,23 km/h
22	JBR Motorsport & Engineering GmbH, Formel ADAC power by Volkswagen Gentgen Benedikt , DEU	211,06 km/h
3	Lotus, Formel ADAC power by Volkswagen Jensen Mikkel , DNK	210,53 km/h
11	Mücke-Motorsport, Formel ADAC power by Volkswagen Grapp Hendrik , DEU	210,36 km/h
2	Lotus, Formel ADAC power by Volkswagen O'Keeffe Callan , RSA	210,20 km/h
29	JBR Motorsport & Engineering, Formel ADAC power by Volkswagen Lenerz Marcel , DEU	209,67 km/h
14	Mücke-Motorsport, Formel ADAC power by Volkswagen Maggi Giorgio , CHE	209,46 km/h
7	Neuhauser Racing TEAM, Formel ADAC power by Volkswagen Beer Nicolas , DEN	209,30 km/h
5	Lotus, Formel ADAC power by Volkswagen Dontje Indy , NLD	209,14 km/h
20	KSW Motorsport, Formel ADAC power by Volkswagen Gatz Martin , DEU	208,78 km/h
23	JBR Motorsport & Engineering GmbH, Formel ADAC power by Volkswagen Utsch Hannes , DEU	208,13 km/h
19	JBR Motorsport & Engineering GmbH, Formel ADAC power by Volkswagen Giersiepen Kim Alexander , DEU	207,21 km/h