



# ADAC GT Masters

## Results Free Practice 2

Provisional



Hockenheimring, Length: 4574 m

Air temperature: 20.5°C

Track temperature: 18.7°C

Weather condition: Dry

**DMSB** Reg. Nr.: 290/2013  
Deutscher Motor Sport Bund e.V.

Friday 27.9.2013 12:15

started : 27      classified : 27      not classified : 0

	Drivers	Team	Car	Lap	Best Time	Gap	Diff	Kph	Day Time
1	26 R.Frey/C.Haase	Prosperia C. Abt Racing	Audi R8 LMS Ultra	16	<b>1:40.415</b>			164,0	12:55:23
2	8 R.Renauer/M.Ragginger	Tonino powered by Herberth Motors	Porsche 911 GT3 R	11	<b>1:40.555</b>	0.140	0.140	163,8	12:51:32
3	19 C.Hürtgen/D.Baumann	PIXUM Team Schubert	BMW Z4 GT3	24	<b>1:40.600</b>	0.185	0.045	163,7	13:07:32
4	10 M.Götz/M.Buhk	Polarweiss Racing	Mercedes Benz SLS AMG GT3	21	<b>1:40.607</b>	0.192	0.007	163,7	13:00:00
5	14 F.Kechele/D.Schwager	Lambda Performance	Ford GT GT3	25	<b>1:40.634</b>	0.219	0.027	163,6	13:13:32
6	7 D.Jahn/J.Aeberhard	Farnbacher Racing	Porsche 911 GT3 R	23	<b>1:40.870</b>	0.455	0.236	163,2	13:09:05
7	5 C.Nielsen(*G*)/K.Giermaziak	Farnbacher Racing	Porsche 911 GT3 R	28	<b>1:40.870</b>	0.455		163,2	13:16:02
8	28 C.Jöns/M.Winkelhock	Prosperia C. Abt Racing	Audi R8 LMS Ultra	23	<b>1:40.924</b>	0.509	0.054	163,2	13:12:56
9	100 D.Dobitsch/A.Patel	MS RACING	Audi R8 LMS Ultra	25	<b>1:40.986</b>	0.571	0.062	163,1	13:12:24
10	11 L.Ludwig/T.Jäger	Polarweiss Racing	Mercedes Benz SLS AMG GT3	23	<b>1:41.024</b>	0.609	0.038	163,0	13:05:06
11	2 D.Alessi/D.Keilwitz	Callaway Competition	Corvette Z06.R GT3	12	<b>1:41.045</b>	0.630	0.021	163,0	12:50:56
12	6 M.Farnbacher/P.Frommenwiler	Farnbacher Racing	Porsche 911 GT3 R	19	<b>1:41.212</b>	0.797	0.167	162,7	13:02:48
13	1 S.Asch/F.Stoll	MS RACING	Audi R8 LMS Ultra	15	<b>1:41.253</b>	0.838	0.041	162,6	12:51:52
14	9 R.Bourdeaux(*G*)/A.Renauer	Tonino powered by Herberth Motors	Porsche 911 GT3 R	22	<b>1:41.398</b>	0.983	0.145	162,4	13:06:30
15	20 M.Sandritter/J.Müller	PIXUM Team Schubert	BMW Z4 GT3	25	<b>1:41.406</b>	0.991	0.008	162,4	13:07:49
16	3 A.Wirth/C.Hohenadel	Callaway Competition	Corvette Z06.R GT3	20	<b>1:41.433</b>	1.018	0.027	162,3	13:04:22
17	49 E.Ide/N.Verdonck	Phoenix Racing	Audi R8 LMS Ultra	24	<b>1:41.553</b>	1.138	0.120	162,1	13:11:29
18	18 T.Seiler(*G*)/J.Bleekemolen	Callaway Competition	Corvette Z06.R GT3	14	<b>1:41.564</b>	1.149	0.011	162,1	12:51:50
19	12 J.den Boer/S.Knap	DB Motorsport	BMW Z4 GT3	13	<b>1:41.607</b>	1.192	0.043	162,1	13:06:56
20	40 G.Beisel(*G*)/S.Barth	RWT Racing Team	Corvette Z06.R GT3	14	<b>1:41.654</b>	1.239	0.047	162,0	12:49:45
21	27 R.Rast/C.Mies	Prosperia C. Abt Racing	Audi R8 LMS Ultra	10	<b>1:41.669</b>	1.254	0.015	162,0	12:34:13
22	4 M.Christensen/N.Armindo	Team GW-Schütz	Porsche 911 GT3 R	3	<b>1:42.076</b>	1.661	0.407	161,3	12:20:49
23	24 M.Bell/P.Dumbreck	JRM	Nissan GT-R NISMO GT3	18	<b>1:42.178</b>	1.763	0.102	161,2	13:06:44
24	41 A.von Thurn und Taxis/O.Gavin	SaReNi United	Chevrolet Camaro GT	5	<b>1:42.315</b>	1.900	0.137	160,9	12:24:25
25	25 J.Fannin/S.Kane	JRM	Nissan GT-R NISMO GT3	6	<b>1:42.334</b>	1.919	0.019	160,9	12:26:44
26	16 F.Schmickler/P.Geipel	THE BOSS YACO Racing	Audi R8 LMS Ultra	10	<b>1:43.272</b>	2.857	0.938	159,4	12:33:26
27	17 R.Lips(*G*)/L.Marionek	Callaway Competition	Corvette Z06.R GT3	2	<b>1:45.293</b>	4.878	2.021	156,4	12:21:19

Following race director decision cancellation of the relevant lap time for car no 28,49,8 track limits

(\*G\*) marks the Gentlemen driver

**Subject to final scrutineering!**

Publications Time:

Clerk of the course:

Time Keeping:



# ADAC GT Masters

## Lap analysis Free Practice 2



Provisional

Hockenheimring, Length: 4574 m

Air temperature: 20.4°C

Track temperature: 18.6°C

Weather condition: Dry

**DMSB** Reg. Nr.: 290/2013  
Deutscher Motor Sport Bund e.V.

Friday 27.9.2013 12:15

Lap	Time	SE1	SP1	SE2	SP2	SE3	SP3	TSP	Lap	Time	SE1	SP1	SE2	SP2	SE3	SP3	TSP
<b>1</b>	<b>Sebastian Asch, DEU/ Florian Stoll, DEU</b>								<b>theoretical besttime: 1:40.891</b>								
1	2:03.822	38.657	138	51.289	185	33.876	196	238	14	1:44.493	22.882	159	48.616	189	32.995	201	255
2	1:43.375	22.716	156	47.143	190	33.516	199	255	<b>15</b>	<b>1:41.253</b>	22.395	158	46.521	188	<b>32.337</b>	<b>202</b>	254
3	1:41.990	22.665	157	46.734	187	32.591	200	254	16	1:41.349	22.337	159	<b>46.318</b>	192	32.694	201	255
4	1:41.981	22.584	157	46.708	189	32.689	199	256	17	1:45.605	22.236	157	46.649	192	36.720		253
5	1:42.378	22.594	152	46.947	192	32.837	200	254	18	2:50.531	1:29.795	155	47.593	191	33.143	200	253
6	1:46.124	22.612	153	46.638	187	36.874		255	19	1:42.037	22.678	160	46.639	192	32.720	200	256
7	3:42.037	2:21.697	159	47.629	189	32.711	200	253	20	1:41.729	22.603	<b>161</b>	46.430	<b>193</b>	32.696	200	256
8	1:43.511	22.510	158	46.586	191	34.415	198	254	21	1:44.374	22.536	160	46.552	193	35.286	200	<b>256</b>
9	2:49.234	22.626	158	46.830	188	1:39.778		255	22	1:42.212	22.622	159	46.768	190	32.822	201	255
10	5:11.066	3:50.411	158	47.413	190	33.242	151	252	23	1:51.549	22.553	159	46.754	190	42.242		255
11	1:53.140	28.189	153	47.431	180	37.520		255	24	4:27.804	3:08.167	159	46.930	190	32.707	201	253
12	5:45.552	4:20.050	134	51.590	180	33.912	199	247	25	1:49.462	22.497	160	46.649	192	40.316		254
13	1:42.476	22.677	158	46.452	190	33.347	199	254									

Lap	Time	SE1	SP1	SE2	SP2	SE3	SP3	TSP	Lap	Time	SE1	SP1	SE2	SP2	SE3	SP3	TSP
<b>2</b>	<b>Diego Alessi, ITA/ Daniel Keilwitz, DEU</b>								<b>theoretical besttime: 1:41.018</b>								
1	2:17.912	46.456	138	57.422	187	34.034	203	220	13	1:46.780	22.514	161	46.447	193	37.819		264
2	1:42.765	23.008	159	46.634	191	33.123	202	264	14	4:07.204	2:35.458	146	50.811	191	40.935	200	234
3	1:49.439	22.707	161	47.947	192	38.785		264	15	1:42.149	22.831	159	46.440	<b>195</b>	32.878	203	262
4	4:19.824	2:50.833	128	54.542	176	34.449	200	224	16	1:41.937	22.589	160	46.305	195	33.043	203	263
5	1:43.748	23.279	158	47.336	191	33.133	203	261	17	1:41.827	22.808	161	46.295	195	32.724	203	262
6	1:41.427	22.594	162	46.310	192	<b>32.523</b>	203	263	18	1:45.780	22.542	161	46.340	194	36.898		<b>265</b>
7	1:41.460	22.702	162	46.189	194	32.569	203	263	19	5:47.374	4:24.494	146	49.565	191	33.315	203	241
8	1:46.297	22.598	<b>162</b>	46.374	191	37.325		263	20	1:41.640	22.732	161	46.174	195	32.734	<b>204</b>	263
9	12:07.164	10:27.759	144	55.384	141	44.021		190	21	1:45.086	22.603	158	46.280	193	36.203		264
10	3:23.410	1:46.927	131	1:00.821	138	35.662	202	163	22	3:33.717	1:56.606	121	59.481	173	37.630	194	171
11	1:41.527	22.590	162	46.340	193	32.597	203	263									
12	<b>1:41.045</b>	<b>22.355</b>	162	<b>46.140</b>	194	32.550	204	262									

Lap	Time	SE1	SP1	SE2	SP2	SE3	SP3	TSP	Lap	Time	SE1	SP1	SE2	SP2	SE3	SP3	TSP
<b>3</b>	<b>Andreas Wirth, DEU/ Christian Hohenadel, DEU</b>								<b>theoretical besttime: 1:41.201</b>								
1	3:41.222	2:00.661	123	1:02.073	153	38.488	146	166	15	1:41.820	22.658	162	46.429	193	32.733	202	261
2	2:28.689	31.500	114	1:10.795	114	46.394	195	147	16	1:41.492	22.387	161	46.335	193	32.770	203	261
3	1:47.041	23.206	159	47.059	190	36.776	200	259	17	1:41.617	22.599	162	46.296	<b>194</b>	32.722	203	261
4	1:42.390				192	33.043	201	260	18	1:46.859	22.524	161	47.141	193	37.194		260
5	1:42.197	22.703	160	46.580	192	32.914	201	262	19	3:53.079	2:33.520	156	46.685	188	32.874	202	261
6	1:41.915	22.543	161	46.480	190	32.892	202	261	<b>20</b>	<b>1:41.433</b>	22.518	160	46.264	191	<b>32.651</b>	<b>205</b>	262
7	1:41.952	22.567	161	46.560	192	32.825	200	261	21	1:43.501	22.491	161	<b>46.163</b>	194	34.847	204	<b>263</b>
8	1:47.144	22.717	160	46.708	190	37.719		260	22	1:41.619	22.516	161	46.449	191	32.654	202	263
9	5:19.254	3:54.694	158	48.736	153	35.824	199	259	23	1:45.968	22.515	160	46.490	192	36.963		262
10	1:45.080	22.721	161	49.131	185	33.228	200	261	24	3:34.297	2:14.761	<b>164</b>	46.407	190	33.129	203	260
11	1:49.579	22.694	161	47.793	170	39.092		262	25	1:42.797	22.760	162	46.862	183	33.175	203	261
12	8:05.573	6:39.716	143	50.342	184	35.515	200	196	26	1:41.990	22.638	161	46.409	192	32.943	201	261
13	1:42.324	22.636	160	46.689	191	32.999	202	261									
14	1:41.971	22.430	160	46.513	192	33.028	202	261									

Lap	Time	SE1	SP1	SE2	SP2	SE3	SP3	TSP	Lap	Time	SE1	SP1	SE2	SP2	SE3	SP3	TSP
<b>4</b>	<b>Michael Christensen, DNK/ Nicolas Armindo, FRA</b>								<b>theoretical besttime: 1:41.566</b>								
1	2:24.104	41.399	141	1:03.744	132	38.961	196	205	11	1:45.024	23.351	157	48.727	183	32.946	<b>199</b>	253
2	1:43.016	23.077	155	46.983	187	32.956	198	254	12	1:46.240	22.394	157	46.880	189	36.966	198	255
3	<b>1:42.076</b>	22.592	159	<b>46.642</b>	189	32.842	198	255	13	1:43.164	22.622	158	47.097	189	33.445	197	254
4	1:50.671	22.772	157	47.204	157	40.695		256	14	1:48.222	22.706	156	47.041	190	38.475		254
5	3:32.374	2:12.256	156	47.013	189	33.105	195	255	15	3:57.155	2:37.131	153	47.240	<b>190</b>	32.784	196	253
6	3:00.125	22.755	143	47.537	187	1:49.833		253	16	1:42.257	22.884	158	46.843	190	<b>32.530</b>	198	255
7	3:34.816	2:13.549	149	48.064	188	33.203	198	250	17	1:48.645	23.409	159	47.322	189	37.914		256
8	1:43.957	22.909	156	47.513	189	33.535	197	256	18	2:37.069	1:17.371	159	46.931	188	32.767	197	257
9	1:51.295	22.980	157	48.816	162	39.499		256	19	1:42.364	22.729	159	46.810	186	32.825	198	<b>258</b>
10	11:46.989	10:19.068	140	51.913	180	36.008	194	249	20	1:47.350	22.778	<b>160</b>	46.820	188	37.752		257





# ADAC GT Masters

## Lap analysis Free Practice 2



Provisional

Hockenheimring, Length: 4574 m

Air temperature: 20.4°C

Track temperature: 18.6°C

Weather condition: Dry



Reg. Nr.: 290/2013

Friday 27.9.2013 12:15

Lap	Time	SE1	SP1	SE2	SP2	SE3	SP3	TSP	Lap	Time	SE1	SP1	SE2	SP2	SE3	SP3	TSP
<b>9</b> Rene Bourdeaux, DEU/ Alfred Renauer, DEU									<b>theoretical besttime: 1:41.126</b>								
1	3:54.241	1:58.574	108	1:12.707	116	42.960	161	99	14	1:41.963	22.657	160	46.362	188	32.944	201	257
2	2:04.114	27.871	112	1:00.498	177	35.745	196	183	15	1:42.070	22.735	161	46.494	193	32.841	201	258
3	1:53.280	24.651	135	54.198	186	34.431	199	180	16	1:49.096	22.823	157	47.164	190	39.109		258
4	1:44.722	23.495	158	47.644	190	33.583	199	258	17	3:15.795	1:56.189	161	46.720	192	32.886	201	257
5	1:43.362	23.093	159	46.955	192	33.314	200	259	18	1:41.505	22.533	161	46.204	192	32.768	199	257
6	1:42.981	22.816	159	46.935	188	33.230	199	259	19	1:41.751	22.741	161	46.200	192	32.810	202	260
7	2:50.874	22.845	159	49.040	182	1:38.989		258	20	1:46.292	22.715	159	<b>46.163</b>	191	37.414		262
8	3:23.614	2:02.267	157	47.584	189	33.763	200	258	21	3:42.575	2:16.806	145	52.544	191	33.225	202	241
9	1:45.197	22.965	160	47.859	158	34.373	199	258	<b>22</b>	<b>1:41.398</b>	22.672	161	46.264	191	32.462	201	260
10	1:50.758	22.992	159	47.834	181	39.932		258	23	1:41.462	22.781	160	46.251	<b>193</b>	<b>32.430</b>	202	259
11	6:04.214	4:25.427	118	1:02.904	174	35.883	190	182	24	1:42.706	23.730	<b>162</b>	46.181	193	32.795	202	260
12	1:47.246	23.923	153	48.969	182	34.354	199	255	25	1:47.172	22.914	<b>162</b>	50.405	190	33.853	<b>203</b>	<b>265</b>
13	1:43.322	22.764	160	46.983	190	33.575	200	258	26	1:59.126	23.834	137	52.817	180	42.475		224

<b>10</b> Maximilian Götz, DEU/ Maximilian Buhk, DEU									<b>theoretical besttime: 1:40.321</b>								
1	2:01.709	35.854	127	52.046	184	33.809	199	203	15	1:42.751	22.671	152	46.748	192	33.332	201	259
2	1:44.690	22.791	159	46.847	191	35.052	201	258	16	1:41.659	22.571	159	46.373	193	32.715	201	261
3	1:41.139	22.414	160	46.225	193	32.500	201	259	17	1:47.852	22.842	160	47.347	191	37.663		261
4	1:42.896	22.533	157	46.893	191	33.470	201	261	18	4:40.537	3:16.452	140	49.908	186	34.177	197	235
5	1:41.136	22.517	158	46.226	193	32.393	201	260	19	1:49.474	23.571	158	48.545	136	37.358	202	252
6	1:41.350	22.515	161	46.303	194	32.532	201	261	20	1:40.712	22.414	158	46.263	195	<b>32.035</b>	202	259
7	1:45.960	22.658	160	46.550	192	36.752		261	<b>21</b>	<b>1:40.607</b>	22.418	160	45.959	192	32.230	196	261
8	5:40.168	4:15.217	157	51.156	185	33.795	201	258	22	1:43.371	22.913	157	47.156	192	33.302	<b>203</b>	259
9	1:41.619	22.363	159	46.302	194	32.954	200	260	23	1:40.636	22.360	161	46.135	195	32.141	201	262
10	1:41.493	22.585	158	46.421	189	32.487	201	260	24	1:44.881	22.537	<b>161</b>	<b>45.926</b>	<b>195</b>	36.418		<b>262</b>
11	1:41.893	22.479	159	46.689	183	32.725	201	261	25	6:52.595	5:24.461	121	50.749	190	37.385	197	215
12	1:41.443	22.376	160	46.611	184	32.456	201	261	26	1:47.651	23.322	159	51.115	191	33.214	201	214
13	1:45.698	22.431	160	46.326	186	36.941		261	27	1:40.769	22.486	160	46.111	194	32.172	202	260
14	3:25.181	2:05.565	155	47.016	190	32.600	201	258	28	1:57.144	23.746	159	53.230	193	40.168		179

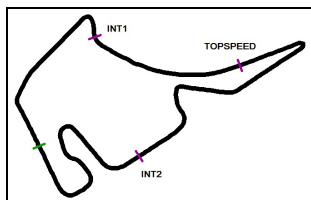
<b>11</b> Luca Ludwig, DEU/ Thomas Jäger, DEU									<b>theoretical besttime: 1:40.814</b>								
1	2:10.403	39.978	132	52.693	167	37.732	198	225	15	1:44.673	22.793	159	46.747	191	35.133	202	259
2	1:42.998	23.020	153	46.852	192	33.126	200	257	16	1:50.285	22.550	159	46.353	191	41.382		260
3	1:41.736	22.613	160	46.492	193	32.631	199	259	17	6:12.397	4:48.494	133	50.302	188	33.601	199	240
4	1:42.224	22.662	160	46.711	180	32.851	202	260	18	1:49.350	22.890	161	49.411	163	37.049	199	260
5	1:46.023	22.719	160	48.502	161	34.802	200	262	19	1:41.399	22.660	158	46.399	195	32.340	202	260
6	1:42.102	22.606	162	46.790	193	32.706	201	260	20	1:41.191	22.555	161	<b>46.170</b>	<b>195</b>	32.466	<b>202</b>	263
7	1:46.420	22.577	160	46.343	193	37.500		260	21	1:41.650	22.623	162	46.324	194	32.703	201	263
8	3:35.652	2:14.860	156	47.169	191	33.623	202	258	22	1:41.080	22.532	160	46.263	195	<b>32.285</b>	202	<b>263</b>
9	1:42.242	22.869	158	46.632	192	32.741	200	260	<b>23</b>	<b>1:41.024</b>	22.359	<b>163</b>	46.304	195	32.361	200	<b>263</b>
10	1:42.119	22.654	160	46.661	191	32.804	201	262	24	1:47.545	22.554	160	46.446	193	38.545		262
11	1:45.736	22.692	159	48.215	160	34.829	202	262	25	5:49.916	4:23.233	148	49.850	187	36.833	198	245
12	1:50.232	22.666	159	48.799	159	38.767		261	26	1:48.028	23.281	159	50.245	184	34.502	199	227
13	5:12.227	3:48.753	159	50.024	165	33.450	199	258	27	1:46.179	22.952	160	49.364	187	33.863	198	233
14	1:43.298	23.002	161	47.452	187	32.844	201	259									

<b>12</b> Jeroen den Boer, NLD/ Simon Knap, NLD									<b>theoretical besttime: 1:41.004</b>								
1	3:21.769	1:55.859	140	51.935	182	33.975	195	241	10	13:22.548	22.396	158	11:30.454	55	1:29.698		252
2	1:43.460	23.100	155	47.566	189	32.794	196	249	11	15:59.711	14:36.514	128	50.045	188	33.152	192	227
3	1:42.476	22.798	158	47.138	191	32.540	195	250	12	1:42.102	22.909	159	46.758	191	32.435	200	252
4	1:42.464	22.661	156	47.172	190	32.631	196	250	<b>13</b>	<b>1:41.607</b>	22.501	159	46.755	191	32.351	200	253
5	1:42.620	22.824	158	47.160	191	32.636	197	251	14	1:45.993	22.446	157	<b>46.584</b>	<b>192</b>	36.963		<b>253</b>
6	1:54.192	22.721	158	47.042	190	44.429		253	15	3:59.297	2:39.757	<b>159</b>	47.164	191	32.376	198	252
7	3:38.601	2:10.074	127	54.825	179	33.702	194	197	16	1:41.720	22.842	157	46.854	191	<b>32.024</b>	<b>200</b>	252
8	1:43.313	22.817	157	47.776	188	32.720	195	249	17	1:56.909	22.555	158	46.757	192	47.597		253
9	1:41.795	22.844	153	46.890	191	32.061	198	250									









# ADAC GT Masters

## Lap analysis Free Practice 2



Provisional

Hockenheimring, Length: 4574 m

Air temperature: 20.4°C

Track temperature: 18.6°C

Weather condition: Dry

**DMSB** Reg. Nr.: 290/2013  
Deutscher Motor Sport Bund e.V.

Friday 27.9.2013 12:15

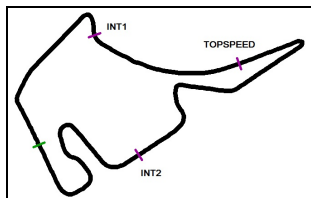
Lap	Time	SE1	SP1	SE2	SP2	SE3	SP3	TSP	Lap	Time	SE1	SP1	SE2	SP2	SE3	SP3	TSP
5	1:47.029	22.556	157	46.950	188	37.523		<b>256</b>	18	6:12.981	4:52.544	155	47.313	189	33.124	196	250
6	3:04.841	1:37.782	133	52.557	146	34.502	196	224	19	1:42.099	22.836	158	46.664	189	32.599	196	251
7	1:43.480	23.303	157	47.211	189	32.966	197	249	20	1:42.441	22.827	156	46.763	190	32.851	196	251
8	1:42.164	22.707	157	46.863	190	32.594	197	250	21	1:42.400	22.793	157	46.797	190	32.810	195	252
9	1:41.586	<b>22.347</b>	159	46.863	190	<b>32.376</b>	198	252	22	1:48.137	23.015	157	46.890	190	38.232		251
	1:49.348	23.193	147	48.076	187	38.079		253	23	4:06.803	2:45.861	148	47.709	188	33.233	196	248
10	4:09.828	2:44.757	153	50.537	166	34.534	195	252	<b>24</b>	<b>1:41.553</b>	22.610	158	<b>46.520</b>	190	32.423	198	253
11	1:45.074	23.161	156	47.587	136	34.326	196	251	25	1:42.457	22.590	158	46.764	189	33.103	<b>199</b>	253
	1:45.133	22.883	156	48.934	180	33.316	197	251	26	1:42.378	22.874	<b>160</b>	46.893	189	32.611	198	254
12	1:43.378	23.011	156	47.526	187	32.841	197	251	27	1:42.010	22.629	158	46.725	<b>191</b>	32.656	198	253
13	1:43.435	23.081	156	47.467	186	32.887	197	250									

### 100 Daniel Dobitsch, AUT/ Aditya Patel, IND

theoretical besttime: 1:40.909

1	2:12.694	37.598	133	58.373	175	36.723	192	181	15	6:28.767	5:04.976	147	47.646	184	36.145	199	250
2	1:45.066	23.772	157	47.498	189	33.796	200	253	16	1:44.467	22.901	152	47.632	186	33.934	200	253
3	1:43.935	23.357	154	47.390	192	33.188	192	255	17	1:49.376	22.918	158	47.014	183	39.444		253
4	1:43.750	23.850	158	47.023	192	32.877	200	254	18	3:22.193	1:57.726	132	49.872	185	34.595	197	248
5	1:51.508	22.963	157	46.982	190	41.563		<b>256</b>	19	1:42.531	22.904	156	46.673	192	32.954	200	253
6	3:59.092	2:38.564	156	47.591	190	32.937	200	253	20	1:42.228	22.525	<b>160</b>	46.798	191	32.905	199	254
7	1:42.835	22.832	153	47.246	190	32.757	200	255	21	1:42.151	22.525	160	46.752	189	32.874	201	254
8	1:42.452	22.631	159	46.767	191	33.054	200	254	22	1:48.388	22.774	155	47.086	187	38.528		255
9	1:44.092	22.950	158	46.951	191	34.191	198	254	23	3:28.310	2:07.100	150	47.860	191	33.350	201	250
10	1:48.808	22.827	159	46.854	188	39.127		254	24	1:41.351	22.413	156	46.485	192	32.453	<b>202</b>	252
11	4:40.124	3:17.609	147	48.973	181	33.542	199	253	<b>25</b>	<b>1:40.986</b>	22.163	158	46.529	<b>194</b>	<b>32.294</b>	197	254
12	1:44.149	23.058	144	47.507	190	33.584	199	254	26	1:41.578	22.789	158	<b>46.452</b>	192	32.337	201	253
13	1:43.175	22.609	154	47.025	190	33.541	201	254	27	1:41.534	22.443	158	46.664	193	32.427	201	253
14	1:51.953	23.060	150	47.487	190	41.406		255									





# ADAC GT Masters

## Vmax list Free Practice 2

Provisional



Hockenheimring, Length: 4574 m

Air temperature: 20.4°C

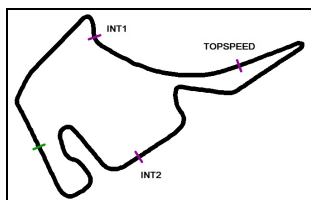
Track temperature: 18.6°C

Weather condition: Dry

**DMSB** Reg. Nr.: 290/2013  
Deutscher Motor Sport Bund e.V.

Friday 27.9.2013 12:15

Nr	Team, Car, Driver, Nat	Top speed
41	<b>SaReNi United, Chevrolet Camaro GT</b> von Thurn und Taxis Albert , DEU Gavin Oliver , GBR	271,29 km/h
18	<b>Callaway Competition, Corvette Z06.R GT3</b> Seiler Toni , CHE Bleekemolen Jeroen , NLD	266,40 km/h
9	<b>Tonino powered by Herberth Motorsport, Porsche 911 GT3</b> Bourdeaux Rene , DEU Renauer Alfred , DEU	265,03 km/h
2	<b>Callaway Competition, Corvette Z06.R GT3</b> Alessi Diego , ITA Keilwitz Daniel , DEU	264,97 km/h
40	<b>RWT Racing Team, Corvette Z06.R GT3</b> Beisel Gerd , DEU Barth Sven , DEU	264,06 km/h
11	<b>Polarweiss Racing, Mercedes Benz SLS AMG GT3</b> Ludwig Luca , DEU Jäger Thomas , DEU	263,41 km/h
3	<b>Callaway Competition, Corvette Z06.R GT3</b> Wirth Andreas , DEU Hohenadel Christian , DEU	263,35 km/h
14	<b>Lambda Performance, Ford GT GT3</b> Kechele Frank , DEU Schwager Dominik , BEL	262,71 km/h
10	<b>Polarweiss Racing, Mercedes Benz SLS AMG GT3</b> Götz Maximilian , DEU Buhk Maximilian , DEU	262,45 km/h
6	<b>Farnbacher Racing, Porsche 911 GT3 R</b> Farnbacher Mario , DEU Frommenwiler Philipp , CHE	261,63 km/h
24	<b>JRM, Nissan GT-R NISMO GT3</b> Bell Matt , GBR Dumbreck Peter , GBR	261,25 km/h
17	<b>Callaway Competition, Corvette Z06.R GT3</b> Lips Remo , CHE Marioneck Lennart , DEU	258,81 km/h
8	<b>Tonino powered by Herberth Motorsport, Porsche 911 GT3</b> Renauer Robert , DEU Ragginger Martin , AUT	258,19 km/h
5	<b>Farnbacher Racing, Porsche 911 GT3 R</b> Nielsen Christina , DNK Giermaziak Kuba , POL	258,00 km/h



# ADAC GT Masters

## Vmax list Free Practice 2

Provisional



Hockenheimring, Length: 4574 m

Air temperature: 20.4°C

Track temperature: 18.6°C

Weather condition: Dry

**DMSB** Reg. Nr.: 290/2013  
Deutscher Motor Sport Bund e.V.

Friday 27.9.2013 12:15

Nr	Team, Car, Driver, Nat	Top speed
4	<b>Team GW-Schütz, Porsche 911 GT3 R</b> Christensen Michael , DNK Armindo Nicolas , FRA	257,70 km/h
19	<b>PIXUM Team Schubert, BMW Z4 GT3</b> Hürtgen Claudia , DEU Baumann Dominik , AUT	257,45 km/h
7	<b>Farnbacher Racing, Porsche 911 GT3 R</b> Jahn David , DEU Aeberhard Jürg , CHE	257,27 km/h
20	<b>PIXUM Team Schubert, BMW Z4 GT3</b> Sandritter Max , DEU Müller Jörg , DEU	257,20 km/h
25	<b>JRM, Nissan GT-R NISMO GT3</b> Fannin Jody , GBR Kane Steve , GBR	256,65 km/h
1	<b>MS RACING, Audi R8 LMS Ultra</b> Asch Sebastian , DEU Stoll Florian , DEU	256,41 km/h
49	<b>Phoenix Racing, Audi R8 LMS Ultra</b> Ide Enzo , BEL Verdonck Nico , BEL	256,17 km/h
100	<b>MS RACING, Audi R8 LMS Ultra</b> Dobitsch Daniel , AUT Patel Aditya , IND	255,80 km/h
12	<b>DB Motorsport, BMW Z4 GT3</b> den Boer Jeroen , NLD Knap Simon , NLD	253,40 km/h
16	<b>THE BOSS YACO Racing, Audi R8 LMS Ultra</b> Schmickler Frank , DEU Geipel Philip , DEU	252,99 km/h
26	<b>Prosperia C. Abt Racing, Audi R8 LMS Ultra</b> Frey Rahel , CHE Haase Christopher , DEU	252,87 km/h
27	<b>Prosperia C. Abt Racing, Audi R8 LMS Ultra</b> Rast Rene , DEU Mies Christopher , DEU	251,98 km/h
28	<b>Prosperia C. Abt Racing, Audi R8 LMS Ultra</b> Jöns Christer , DEU Winkelhock Markus , DEU	251,63 km/h