

ADAC Formel Masters

Result List Free Practice



Provisional

DMSB Reg. Nr.: 290/2013
Deutscher Motor Sport Bund e.V.

Friday 27.9.2013 10:15

Hockenheimring, Length: 4574 m

Air temperature: 17.0°C

Track temperature: 18.8°C

Weather condition: Dry

started : 21 classified : 21 not classified : 0

	Competitor Drivers	Sponsor Car	Lap	Best Time	Gap	Diff	Kph	Day Time
1	26 Team KUG Motorsport R.Boschung(CHE)	Formel ADAC powered by Volkswagen	17	1:45.784			155,7	11:08:49
2	9 ADAC Berlin-Brandenburg e.V. M.Günther(DEU)	Formel ADAC powered by Volkswagen	13	1:46.025	0.241	0.241	155,3	10:54:55
3	6 Neuhauser Racing Team M.Dienst(DEU)	ADAC Nordbaden e.V. Formel ADAC powered by Volkswagen	20	1:46.043	0.259	0.018	155,3	11:10:28
4	7 Neuhauser Racing Team N.Beer(DEN)	Formel ADAC powered by Volkswagen	18	1:46.081	0.297	0.038	155,2	11:08:20
5	17 Schiller Motorsport F.Schiller(DEU)	Formel ADAC powered by Volkswagen	17	1:46.233	0.449	0.152	155,0	11:02:23
6	4 Lotus B.Visser(NLD)	Formel ADAC powered by Volkswagen	14	1:46.375	0.591	0.142	154,8	10:51:31
7	16 Schiller-Motorsport J.Kremer(DEU)	Formel ADAC powered by Volkswagen	20	1:46.428	0.644	0.053	154,7	11:10:26
8	15 ADAC Berlin-Brandenburg e.V. A.Picariello(BEL)	Formel ADAC powered by Volkswagen	14	1:46.447	0.663	0.019	154,7	11:07:25
9	8 Neuhauser Racing Team S.Riener(AUT)	Formel ADAC powered by Volkswagen	10	1:46.681	0.897	0.234	154,4	10:46:53
10	5 Lotus I.Dontje(NLD)	Formel ADAC powered by Volkswagen	18	1:47.163	1.379	0.482	153,7	11:05:26
11	3 Lotus M.Jensen(DNK)	Formel ADAC powered by Volkswagen	8	1:47.381	1.597	0.218	153,3	10:39:22
12	2 Lotus C.O'Keeffe(RSA)	Formel ADAC powered by Volkswagen	9	1:47.470	1.686	0.089	153,2	10:42:49
13	22 JBR Motorsport & Engineering GmbH B.Gentgen(DEU)	ADAC Nordrhein e.V. Formel ADAC powered by Volkswagen	11	1:47.476	1.692	0.006	153,2	10:54:33
14	10 ADAC Berlin-Brandenburg e.V. K.Schramm(DEU)	Formel ADAC powered by Volkswagen	7	1:47.813	2.029	0.337	152,7	10:38:16
15	24 Team KUG Motorsport S.Kox(NLD)	Formel ADAC powered by Volkswagen	15	1:47.962	2.178	0.149	152,5	11:06:04
16	11 ADAC Berlin-Brandenburg e.V. H.Grapp(DEU)	Formel ADAC powered by Volkswagen	10	1:48.221	2.437	0.259	152,2	10:55:09
17	14 ADAC Berlin-Brandenburg e.V. G.Maggi(CHE)	Formel ADAC powered by Volkswagen	18	1:48.294	2.510	0.073	152,1	11:07:59
18	19 JBR Motorsport & Engineering GmbH K.Giersiepen(DEU)	ADAC Westfalen Team Sport Formel ADAC powered by Volkswagen	10	1:48.437	2.653	0.143	151,9	10:50:26
19	23 JBR Motorsport & Engineering GmbH H.Utsch(DEU)	Formel ADAC powered by Volkswagen	5	1:48.747	2.963	0.310	151,4	10:39:17
20	29 JBR Motorsport & Engineering M.Lenerz(DEU)	Formel ADAC powered by Volkswagen	16	1:49.303	3.519	0.556	150,6	11:05:24
21	20 KSW Motorsport M.Gatz(DEU)	ADAC Westfalen Team Sport Formel ADAC powered by Volkswagen	11	1:49.455	3.671	0.152	150,4	10:52:32

Following race director decision cancellation of the relevant lap time for car no.15,17,23,19,11,14,2,10,6, track limits

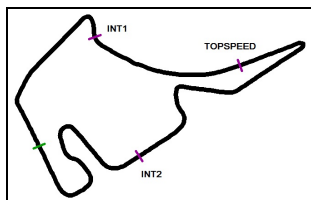
Following race director decision cancellation of the relevant lap time for car no.8,24,5,7,26,29,22,10,20,3,16,9 track limits

Subject to final scrutineering!

Publications Time:

Clerk of the course:

Time Keeping:



ADAC Formel Masters

Lap analysis Free Practice



Provisional

Hockenheimring, Length: 4574 m

Air temperature: 17.0°C

Track temperature: 18.8°C

Weather condition: Dry



Reg. Nr.: 290/2013

Friday 27.9.2013 10:15

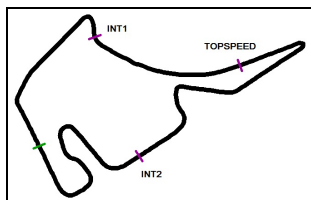
Lap	Time	SE1	SP1	SE2	SP2	SE3	SP3	TSP	Lap	Time	SE1	SP1	SE2	SP2	SE3	SP3	TSP
2	Callan O'Keeffe, RSA ,								theoretical besttime: 1:47.186								
1	2:26.478	49.253	133	1:01.012	160	36.213	157	139	11	5:01.311	3:23.083	124	1:01.598	160	36.630	167	137
2	1:57.881	25.651	139	58.019	168	34.211	174	147	12	2:05.548	26.689	140	1:01.047	113	37.812	174	147
3	1:49.021	23.982	140	51.794	170	33.245	175	207	13	1:48.227	23.700	140	51.532	171	32.995	176	208
4	1:48.495	23.711	140	51.748	170	33.036	176	208	14	1:49.480	23.468	141	52.725	168	33.287	173	207
5	1:47.738	23.408	140	51.430	170	32.900	176	209	15	1:49.232	24.471	142	51.568	171	33.193	176	207
6	1:48.195	23.495	141	51.720	171	32.980	176	210	16	1:48.675	23.873	141	51.490	171	33.312	174	207
7	1:47.679	23.287	141	51.489	171	32.903	176	210	17	1:48.803	23.728	141	51.992	170	33.083	176	208
	1:48.506	23.875	141	51.615	171	33.016	176	210		1:53.377	23.461	141	51.057	173	38.859		209
8	1:47.839	23.490	140	51.345	171	33.004	176	209	18	3:45.099	2:12.591	140	57.207	153	35.301	176	151
9	1:47.470	23.436	141	51.179	171	32.855	176	209	11	1:47.603	23.442	141	51.044	173	33.117	177	210
10	2:34.016	23.523	141	51.297	171	1:19.196		209		1:57.078	23.655	140	51.566	172	41.857		208

3	Mikkel Jensen, DNK ,								theoretical besttime: 1:47.186								
1	2:19.374	42.375		1:00.074	153	36.925	169	163	8	1:47.381	23.438	141	51.096	171	32.847	177	212
2	1:59.031	26.398	137	57.521	169	35.112	134	173	9	1:47.411	23.243	141	51.181	172	32.987	176	211
3	1:57.097	26.611	139	56.600	170	33.886	174	171	10	1:47.695	23.381	139	51.326	172	32.988	176	210
4	1:49.719	24.261	140	52.154	169	33.304	176	208	11	2:02.666	24.299	137	54.267	172	44.100		209
5	1:48.294	23.494	140	51.590	170	33.210	176	209	12	7:27.952	5:59.932	137	53.673	168	34.347	173	180
6	1:49.861	23.461	140	51.446	171	34.954	169	209		1:54.745	25.541	134	55.641	170	33.563	176	175
7	1:51.290	24.288	140	53.532	156	33.470	176	210									

4	Beitske Visser, NLD ,								theoretical besttime: 1:46.135								
1	2:07.562	36.106	130	56.403	152	35.053	165	176	13	1:46.949	23.430	141	51.086	172	32.433	177	210
2	1:51.747	25.174	139	53.177	170	33.396	174	192	14	1:46.375	23.263	141	50.769	173	32.343	178	211
3	1:49.200	24.187	139	51.742	170	33.271	175	206	15	1:46.766	23.405	140	50.789	173	32.572	178	211
4	1:48.258	23.784	140	51.413	171	33.061	176	207	16	2:32.270	24.013	143	50.789	172	1:17.468		211
5	1:47.590	23.570	141	51.296	171	32.724	176	208	17	4:10.937	2:40.496	135	55.873	155	34.568	162	178
6	1:47.222	23.584	140	50.988	172	32.650	176	209	18	1:49.409	25.426	141	51.178	172	32.805	177	208
7	1:47.022	23.421	142	51.089	172	32.512	177	210	19	1:46.979	23.528	142	50.802	174	32.649	178	211
8	1:46.806	23.367	141	50.939	172	32.500	176	210	20	1:46.846	23.506	141	50.711	173	32.629	179	210
9	1:46.618	23.368	141	50.856	173	32.394	177		21	1:47.463	24.326	142	50.643	173	32.494	178	211
10	1:56.555	23.870	139	51.101	172	41.584		209	22	1:46.421	23.291	141	50.832	173	32.298	178	209
11	3:42.538	2:18.603	141	51.146	173	32.789	176	210	23	1:46.415	23.194	141	50.896	173	32.325	177	208
12	1:47.060	23.635	142	50.900	172	32.525	177	210									

5	Indy Dontje, NLD ,								theoretical besttime: 1:47.070								
1	2:21.467	45.191	132	1:00.480	159	35.796	171	145	11	8:07.421	6:40.999	137	52.862	169	33.560	174	202
2	1:54.894	26.169	139	54.492	168	34.233	173	197	12	1:48.342	23.845	140	51.485	171	33.012	175	208
3	1:51.682	24.283	138	53.044	169	34.355	174	207	13	1:48.184	23.812	140	51.375	171	32.997	175	207
4	1:49.273	24.060	140	52.013	169	33.200	175	206	14	1:49.619	25.057	140	51.485	171	33.077	176	206
5	1:48.831	23.755	140	51.941	170	33.135	175	210	15	1:48.486	24.144	141	51.374	171	32.968	176	207
6	1:48.149	23.696	140	51.511	170	32.942	175	207	16	1:48.158	23.946	141	51.289	172	32.923	177	209
7	1:48.453	23.846	140	51.594	170	33.013	175	208	17	1:47.222	23.448	141	50.971	172	32.803	177	212
8	1:47.877	23.632	140	51.335	171	32.910	175	208	18	1:47.163	23.357	140	51.064	173	32.742	177	212
9	1:47.781	23.541	140	51.367	171	32.873	175	208	19	1:47.462	23.527	141	51.182	173	32.753	177	210
10	1:47.681	23.607	140	51.269	171	32.805	175	208	20	1:47.250	23.447	141	51.011	173	32.792	177	211
	1:56.123	23.683	140	52.367	172	40.073		208	21	1:59.141	24.642	141	51.657	172	42.842		209

6	Marvin Dienst, DEU ,								theoretical besttime: 1:45.904								
1	2:20.272	43.361	131	1:00.934	144	35.977	155	142	12	5:23.959	3:56.877	138	52.998	168	34.084	175	206
2	1:54.695	26.327	139	53.783	165	34.585	170	200	13	1:48.872	24.254	143	51.612	172	33.006	177	207
3	1:57.951	24.590	140	52.889	169	40.472		202	14	1:47.541	23.579	143	51.171	172	32.791	178	210
4	3:45.425	2:20.167	140	51.877	171	33.381	177	209	15	1:47.322	23.633	143	51.069	173	32.620	179	209
5	1:48.001	23.743	140	51.478	172	32.780	178	210	16	1:46.773	23.587	143	50.765	173	32.421	180	214
6	1:47.288	23.546	142	51.171	172	32.571	178	211	17	1:46.308	23.187	143	50.869	174	32.252	179	210
7	1:46.794	23.282	142	51.045	173	32.467	178	210	18	1:46.248	23.262	143	50.706	174	32.280	179	210
	1:46.453	23.207	142	50.837	174	32.409	180	212	19	1:46.146	23.120	142	50.812	174	32.214	179	210
8	1:46.550	23.421	142	50.837	173	32.292	179	210		1:46.160	23.194	142	50.767	175	32.199	180	210



ADAC Formel Masters

Lap analysis Free Practice



Provisional

Hockenheimring, Length: 4574 m

Air temperature: 17.0°C

Track temperature: 18.8°C

Weather condition: Dry



Reg. Nr.: 290/2013

Friday 27.9.2013 10:15

Lap	Time	SE1	SP1	SE2	SP2	SE3	SP3	TSP	Lap	Time	SE1	SP1	SE2	SP2	SE3	SP3	TSP
9	1:46.425	23.217	143	50.880	173	32.328	179	211	20	1:46.043	23.259	143	50.632	174	32.152	180	210
10	1:46.609	23.300	143	50.871	173	32.438	178	210									
11	2:36.927	24.623	142	51.331	172	1:20.973		208									

7 Nicolas Beer, DEN ,

theoretical besttime: 1:45.940

1	2:20.504	43.624	133	1:01.291	164	35.589	162	149	10	5:19.927	3:52.984	128	53.828	168	33.115	174	199
2	1:54.925	26.443	139	53.993	166	34.489	171	201	11	1:48.261	24.065	141	51.666	169	32.530	178	205
3	2:00.358	24.526	139	53.043	161	42.789		197	12	1:48.238	24.553	141	51.344	172	32.341	177	207
4	4:06.953	2:38.852	140	54.157	166	33.944	176	167	13	1:48.513	24.765	141	51.404	171	32.344	179	211
5	1:47.738	23.609	141	51.554	171	32.575	178	210	14	1:46.948	23.764	141	50.989	173	32.195	179	207
6	1:46.991	23.471	140	51.026	171	32.494	177	212	15	1:46.465	23.126	142	51.182	172	32.157	179	208
7	1:46.894	23.319	141	51.227	172	32.348	178	209	16	1:46.322	23.223	142	51.045	174	32.054	179	208
8	1:46.602	23.158	141	51.142	172	32.302	178	208	17	1:46.446	23.190	142	51.077	173	32.179	179	210
9	1:46.536	23.123	141	51.099	172	32.314	178	209	18	1:46.081	23.187	141	50.818	174	32.076	179	210
	1:46.516	23.143	141	51.180	171	32.193	179	209	19	1:46.363	23.263	142	50.997	173	32.103	179	208
	1:46.251	23.068	142	51.007	172	32.176	180	210	20	2:03.960	23.707	142	51.667	172	48.586		209
	1:52.740	23.426	141	50.911	172	38.403		212									

8 Stefan Riener, AUT ,

theoretical besttime: 1:46.563

1	2:16.487	40.269	129	58.528	144	37.690	163	160	12	5:05.260	3:36.266	135	53.957	162	35.037	167	198
2	1:56.829	25.830	135	55.878	159	35.121	168	174	13	1:50.244	24.599	141	52.316	168	33.329	173	198
3	2:01.326	24.798	140	54.723	166	41.805		191	14	1:48.207	23.846	141	51.581	172	32.780	176	204
4	4:07.229	2:39.663	139	53.937	165	33.629	174	191	15	1:47.871	23.704	142	51.366	171	32.801	177	206
5	1:47.869	23.624	140	51.514	171	32.731	178	207	16	1:47.033	23.466	141	51.095	172	32.472	178	206
6	1:48.758	23.814	138	52.282	171	32.662	177	207	17	1:46.972	23.255	142	51.168	172	32.549	177	207
7	1:46.881	23.201	141	51.146	172	32.534	177	210	18	1:46.697	23.116	142	51.092	173	32.489	178	207
8	1:47.001	23.199	140	51.051	172	32.751	178	210	19	1:47.199	23.229	141	51.248	172	32.722	178	207
	1:47.008	23.054	141	51.095	172	32.859	172	210		1:47.063	23.206	142	51.220	172	32.637	178	207
9	1:47.611	23.595	141	51.216	171	32.800	177	209	20	1:46.962	23.215	142	51.199	173	32.548	178	206
10	1:46.681	23.153	141	51.054	173	32.474	178	209	21	2:03.171	23.421	143	51.735	173	48.015		207
11	1:53.784	23.352	142	50.975	172	39.457		209		31:809							

9 Maximilian Günther, DEU ,

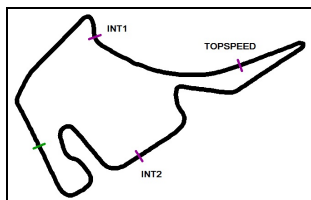
theoretical besttime: 1:45.903

1	3:17.594	1:45.394	136	58.596	164	33.604	174	162	12	1:46.363	23.094	143	51.135	172	32.134	178	208
2	2:06.102	27.044	114	1:02.568	119	36.490	176	179	13	1:46.025	22.943	144	50.908	173	32.174	178	209
3	1:50.101	23.759	141	52.015	170	34.327	176	206	14	1:46.314	23.155	144	50.934	173	32.225	177	208
4	1:47.140	23.214	142	51.546	171	32.380	176	207	15	1:52.751	27.324	141	53.050	173	32.377	178	209
5	1:47.454	23.447	142	51.681	171	32.326	177	210	16	1:54.898	23.944	144	51.647	173	39.307		208
6	2:50.370	23.254	142	51.178	172	1:35.938		210	17	4:16.631	2:49.514	141	54.721	173	32.396	176	176
7	6:34.211	4:54.598	139	1:01.348	132	38.265	176	169	18	1:46.602	23.199	143	51.309	173	32.094	179	208
8	1:47.394	23.532	142	51.541	171	32.321	178	208	19	1:46.103	22.901	143	51.052	172	32.150	179	208
9	1:46.500	23.069	143	51.192	172	32.239	178	209		1:48:715	25:469	143	51:019	174	32:227	179	210
10	1:49.397	23.126	142	53.666	160	32.605	178	209	20	2:03.573	27.062	141	51.630	173	44.881		208
11	1:46.912	22.976	143	51.059	173	32.877	173	209									

10 Kim Luis Schramm, DEU ,

theoretical besttime: 1:47.609

1	3:20.109	1:47.214	131	57.949	160	34.946	171	168	10	1:48.973	23.516	140	51.726	170	33.731	171	208
2	1:52.867	24.806	135	53.209	169	34.852	173	201	11	1:50.432	23.835	140	51.657	171	34.940	173	208
3	1:49.582	24.161	139	52.087	170	33.334	175	207	12	1:48.576	23.718	140	51.922	171	32.936	176	205
4	1:49.189	23.843	140	52.019	170	33.327	173	209	13	1:49.508	24.808	141	51.637	170	33.063	175	206
5	1:48.781	23.932	139	51.826	170	33.023	175	208	14	1:51.412	25.991	139	52.386	171	33.035	175	206
6	1:48.154	23.583	140	51.525	170	33.046	176	208	15	1:49.622	25.130	140	51.534	171	32.958	176	206
7	1:47.813	23.431	141	51.529	171	32.853	176	210	16	1:48.204	23.528	142	51.623	171	33.053	176	206
	1:55.289	23.521	141	51.370	171	40.398		210	17	1:59.193	23.729	139	55.665	170	39.799		206
8	5:56.459	4:28.984	137	53.347	168	34.128	173	194	18	3:51.697	2:26.614	139	51.997	171	33.086	176	206
9	1:52.140	24.177	139	54.857	170	33.106	175	204	19	1:47.969	23.502	141	51.659	172	32.808	176	207
	1:49.222	24.282	139	51.783	170	33.157	175	207	20	2:02.047	23.961	141	51.550	172	46.536		207



ADAC Formel Masters

Lap analysis Free Practice



Provisional

Hockenheimring, Length: 4574 m

Air temperature: 17.0°C

Track temperature: 18.8°C

Weather condition: Dry



Reg. Nr.: 290/2013

Friday 27.9.2013 10:15

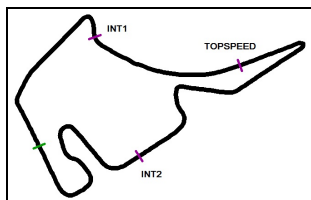
Lap	Time	SE1	SP1	SE2	SP2	SE3	SP3	TSP	Lap	Time	SE1	SP1	SE2	SP2	SE3	SP3	TSP
11	Hendrik Grapp, DEU ,								theoretical besttime: 1:48.169								
1	3:11.323	1:33.636	132	1:01.112	145	36.575	158	156	8	1:52.733	24.244	140	54.128	144	34.361	175	204
2	1:55.366	25.632	137	55.794	161	33.940	172	176	9	1:48.445	23.678	139	51.436	171	33.331	174	209
3	1:49.633	24.033	139	52.121	169	33.479	174	204	10	1:48.221	23.674	140	51.355	171	33.192	175	208
4	1:49.254	23.852	140	52.116	169	33.286	174	206	11	1:49.290	24.230	141	51.390	172	33.670	175	208
5	1:48.613	23.824	140	51.649	170	33.140	175	207	12	1:50.729	24.926	142	52.355	171	33.448	175	207
	1:48.583	23.772	140	51.610	170	33.201	176	207	13	1:52.151	24.642	141	53.642	161	33.867	175	209
	1:48.284	23.692	141	51.470	170	33.122	173	209	14	1:55.739	23.805	140	52.075	171	39.859	174	209
6	2:55.227	23.818	139	51.589		1:39.820		209	15	1:48.585	23.827	140	51.440	172	33.318	174	210
7	8:34.307	7:06.250	133	54.141	159	33.916	174	205	16	1:57.718	23.812	140	51.591	171	42.315		208

14	Giorgio Maggi, CHE ,								theoretical besttime: 1:48.249								
1	3:09.190	1:27.166	130	1:02.941	145	39.083	141	167	11	1:54.305	26.243	138	53.356	165	34.706	171	198
2	2:00.760	28.399	132	57.614	164	34.747	171	179	12	1:50.289	24.154	140	52.479	170	33.656	173	201
3	1:51.341	24.601	139	52.852	167	33.888	172	203	13	1:51.821	24.208	141	52.307	170	35.306	169	205
4	1:52.898	24.470	137	53.732	168	34.696	172	193	14	1:51.361	25.620	140	52.237	170	33.504	174	208
5	1:50.434	24.149	139	52.534	169	33.751	174	206		1:51.488	25.422	139	52.357	167	33.709	175	208
6	1:49.391	23.820	140	52.135	169	33.436	174	207	15	1:49.227	24.020	141	51.846	171	33.361	174	209
	1:50.707	24.523	140	52.061	170	34.123	174	206	16	1:50.150	24.980	140	51.934	171	33.236	175	205
7	1:48.971	23.832	140	51.673	171	33.466	174	209	17	1:48.992	23.901	140	52.029	171	33.062	175	206
8	1:49.011	23.993	140	51.736	170	33.282	173	208	18	1:48.294	23.658	140	51.718	171	32.918	176	206
9	1:57.960	23.944	139	52.296	169	41.720		206	19	1:48.749	23.769	139	51.915	170	33.065	176	206
10	7:22.854	5:46.385	126	59.658	152	36.811	149	161	20	2:02.848	23.691	140	53.629	159	45.528		206

15	Alessio Picariello, BEL ,								theoretical besttime: 1:46.284								
1	2:56.613	59.586	105	1:11.522	109	45.505	116	136		1:46.584	23.156	141	50.998	173	32.430	178	211
2	2:19.127	32.989	96	1:07.887	146	38.251	169	156	9	1:51.291	23.527	142	50.921	173	36.843		211
3	1:59.281	26.975	140	57.539	169	34.767	177	152	10	4:03.879	2:37.971	140	52.633	170	33.275	176	198
4	1:47.630	23.503	141	51.580	171	32.547	177	210	11	1:49.239	24.552	143	52.075	172	32.612	178	200
	1:47.286	23.192	142	51.484	172	32.610	177	211	12	1:47.931	23.274	144	52.208	170	32.449	178	208
	1:46.935	23.227	142	51.162	172	32.546	177	211		1:47.276	23.337	142	51.524	172	32.415	177	208
	1:46.763	23.073	142	51.142	173	32.548	177	211	13	1:46.584	23.091	142	51.217	173	32.276	178	208
5	1:46.899	23.150	142	51.313	172	32.436	177	211	14	1:46.447	23.164	142	50.923	174	32.360	178	209
6	2:44.966	23.329	142	51.371	173	1:30.266		209	15	1:46.513	23.087	141	51.034	174	32.392	178	208
7	6:03.940	4:39.569	141	51.728	172	32.643	177	205	16	1:55.660	23.188	142	51.084	174	41.388		210
8	1:47.283	23.235	142	51.430	172	32.618	177	209									

16	Jason Kremer, DEU ,								theoretical besttime: 1:46.211								
1	1:58.321	30.631	135	53.814	167	33.876	172	193	12	1:46.927	23.392	142	50.789	173	32.746	176	211
2	1:49.040	24.085	140	51.702	171	33.253	174	205	13	1:56.047	23.332	142	51.451	172	41.264		210
3	1:48.114	23.784	141	51.391	172	32.939	177	208	14	6:21.864	4:54.821	131	53.280	168	33.763	170	198
4	1:47.570	23.651	141	51.085	172	32.834	177	209	15	1:49.737	25.523	141	51.295	173	32.919	174	207
5	1:47.697	23.813	141	51.008	172	32.876	177	210	16	1:56.658	25.762	129	55.095	174	35.801	175	181
6	1:47.045	23.397	141	50.926	173	32.722	178	211	17	1:47.492	23.761	142	51.152	173	32.579	178	207
7	1:46.878	23.355	143	50.921	173	32.602	178	211	18	1:46.718	23.338	143	50.837	173	32.543	177	207
8	2:25.234	23.331	143	50.671	173	1:11.232		211	19	1:46.579	23.315	143	50.887	174	32.377	178	207
9	3:10.917	1:46.143	128	51.765	173	33.009	177	207		1:46.464	23.190	143	50.835	173	32.439	178	208
10	1:47.104	23.459	142	50.986	173	32.659	177	209	20	1:46.428	23.274	143	50.804	174	32.350	178	208
11	1:46.921	23.342	143	50.913	174	32.666	178	210	21	2:00.053	23.988	142	51.548	163	44.517		209
	1:46.878	23.305	142	50.789	173	32.784	177	209									

17	Fabian Schiller, DEU ,								theoretical besttime: 1:46.083								
1	1:59.883	31.795	135	54.140	166	33.948	175	199	12	1:54.871	23.232	143	51.751	169	39.888		209
2	1:49.238	24.228	140	51.720	171	33.290	177	207	13	3:54.341	2:25.963	139	53.165	151	35.213	176	205
3	1:47.868	23.523	141	51.234	173	33.111	177	210	14	1:48.078	24.125	141	51.158	173	32.795	178	211
4	1:47.771	23.436	142	51.264	169	33.071	176	211		1:48.992	24.130	142	50.970	173	33.892	177	212
5	1:48.130	23.924	141	51.300	172	32.906	177	212	15	1:48.951	24.568	142	51.644	172	32.739	178	212
	1:48.991	23.413	142	50.840	173	34.738	164	211	16	1:48.108	24.497	143	51.099	172	32.512	179	209
6	1:47.864	24.077	142	50.985	173	32.802	177	211	17	1:46.233	23.081	143	50.731	174	32.421	179	209



ADAC Formel Masters

Lap analysis Free Practice



Provisional

Hockenheimring, Length: 4574 m

Air temperature: 17.0°C

Track temperature: 18.8°C

Weather condition: Dry



Reg. Nr.: 290/2013

Friday 27.9.2013 10:15

Lap	Time	SE1	SP1	SE2	SP2	SE3	SP3	TSP	Lap	Time	SE1	SP1	SE2	SP2	SE3	SP3	TSP
7	1:46.855	23.403	142	50.932	173	32.520	177	211		1:50.203	26.164	142	51.215	174	32.824	178	207
8	1:48.388	23.213	142	52.175	169	33.000	177	211		1:46.719	23.281	143	50.965	174	32.473	179	208
9	1:46.836	23.277	143	50.928	173	32.631	177	210	18	1:46.470	22.986	142	50.676	175	32.808	178	211
10	1:47.727	23.235	142	50.880	174	33.612	172	210		1:46.746	23.411	143	50.758	173	32.577	178	212
	1:47.451	23.564	141	51.216	172	32.671	177	208	19	2:11.253	23.298	142	51.541	146	56.414		208
11	1:46.804	23.345	143	50.804	173	32.655	177	209									

19 Kim Alexander Giersiepen, DEU ,

theoretical besttime: 1:48.168

1	2:35.289	53.799	122	1:04.495	141	36.995	166	139	10	1:48.437	23.559	139	51.851	169	33.027	174	205
2	2:04.968	27.515	135	1:03.657	167	33.796	170	139	11	1:59.809	23.697	139	51.721	170	44.391		205
3	1:58.501	24.569	139	53.213	167	40.719		198	12	4:12.902	2:38.954	138	57.294	158	36.654	151	183
4	3:29.802	2:04.268	138	52.444	169	33.090	174	205	13	1:58.748	29.126	136	55.172	167	34.450	168	188
	1:48.995	23.803	139	52.079	169	33.113	174	204	14	1:52.901	26.883	132	52.760	168	33.258	174	202
5	1:48.775	23.667	140	52.035	169	33.073	171	206		1:48.669	23.745	138	51.883	169	33.041	174	206
6	1:48.719	23.660	139	52.171	169	32.888	174	207	15	1:48.700	23.713	139	51.983	170	33.004	173	204
	1:48.357	23.646	140	51.773	170	32.938	174	205		1:48.649	23.689	139	51.858	170	33.102	173	203
	1:48.735	23.697	140	51.912	170	33.126	172	205	16	1:52.132	23.608	141	54.715	165	33.809	174	203
7	1:48.748	23.747	140	51.801	169	33.200	174	206	17	1:48.750	23.741	139	51.767	170	33.242	175	205
8	1:48.608	23.618	141	51.876	170	33.114	174	205	18	2:02.075	24.861	140	52.569	170	44.645		203
9	1:48.688	23.597	140	52.055	170	33.036	174	205									

20 Martin Gatz, DEU ,

theoretical besttime: 1:49.186

1	2:28.033	50.046	132	1:01.609	156	36.378	162	149		1:52.325	25.812	139	52.893	168	33.620	174	201
2	1:57.854	25.549	139	57.830	164	34.475	165	168	11	1:49.455	24.127	140	51.811	171	33.517	174	207
3	1:51.860	25.099	139	52.740	168	34.021	173	204	12	1:50.648	24.174	142	52.764	166	33.710	175	211
4	1:50.532	24.508	140	52.200	169	33.824	173	206	13	1:49.855	24.131	140	52.111	171	33.613	174	206
5	1:49.740	24.150	141	51.953	169	33.637	174	207	14	1:52.433	25.132	140	52.526	143	34.775	170	206
6	1:49.839	24.342	141	51.827	171	33.670	173	211	15	1:51.467	25.724	140	52.188	170	33.555	175	207
7	1:49.646	24.021	141	51.896	170	33.729	173	209	16	1:49.985	24.589	141	51.881	171	33.515	175	206
8	1:56.289	24.079	141	51.816	170	40.394		209	17	1:50.204	24.247	140	52.398	171	33.559	175	208
9	7:26.912	5:58.669	137	53.505	146	34.738	175	204	18	1:56.195	24.210	141	51.650	171	40.335		213
10	1:50.411	24.233	141	51.852	170	34.326	169	208									

22 Benedikt Gentgen, DEU ,

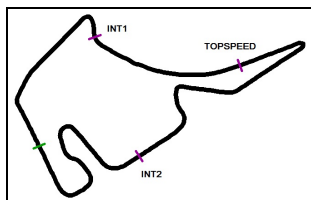
theoretical besttime: 1:47.156

1	2:43.252	1:01.267	117	1:05.471	152	36.514	150	133		1:51.961	24.372	140	53.915	158	33.674	175	210
2	2:00.261	26.921	140	58.628	159	34.712	154	139	10	1:48.507	23.407	141	52.085	172	33.015	176	205
3	1:55.841	25.112	139	56.662	170	34.067	174	139	11	1:47.476	23.189	140	51.295	172	32.992	174	210
4	2:42.291	24.005	140	55.862	170	1:22.424		138	12	1:57.953	24.254	142	51.654	171	42.045		209
5	4:53.739	3:27.890	140	52.359	170	33.490	173	207	13	5:50.022	4:22.347	140	53.856	172	33.819	176	181
6	1:50.783	23.595	141	53.707	170	33.481	175	180	14	1:49.589	24.407	142	51.542	173	33.640	177	207
7	1:48.227	23.399	140	51.574	171	33.254	175	208	15	1:48.101	23.494	141	51.527	173	33.080	178	208
8	1:47.730	23.326	141	51.350	172	33.054	175	208	16	1:47.490	23.377	142	51.052	173	33.061	176	210
	1:48.200	23.793	141	51.476	172	32.931	176	208	17	1:48.400	23.438	141	51.840	173	33.122	177	207
9	1:47.718	23.297	142	51.506	172	32.915	177	210	18	2:01.069	23.705	142	52.045	173	45.319		208
	1:47.255	23.226	141	51.223	172	32.806	178	210									

23 Hannes Utsch, DEU ,

theoretical besttime: 1:48.573

1	2:34.603	52.998	117	1:04.075	145	37.530	158	137	6	1:58.916	23.902	141	51.582	171	43.432		209
2	2:12.757	26.638	135	1:00.964	151	45.155		139	7	5:22.124	3:55.818	140	52.516	167	33.790	173	201
3	3:08.979	1:42.170	139	53.018	169	33.791	172	197	8	1:49.373	24.127	141	51.928	170	33.318	174	206
4	1:50.961	24.004	140	53.614	170	33.343	176	205	9	1:49.233	23.882	141	51.865	170	33.486	173	207
	1:51.650	25.228	140	53.059	170	33.363	176	207		1:48.911	23.796	140	51.948	170	33.167	175	206
	1:49.959	24.702	141	51.858	170	33.399	176	208		1:50.396	25.162	141	51.978	171	33.256	175	206
5	1:48.747	23.846	141	51.692	170	33.209	176	209	10	1:51.821	25.244	141	52.341	171	34.236	175	206
	1:48.580	23.782	141	51.593	171	33.205	175	208	11	2:02.689	25.389	141	51.775	171	45.525		206
	1:53.128	27.603	140	52.040	171	33.485	175	209									



ADAC Formel Masters

Lap analysis Free Practice



Provisional

Hockenheimring, Length: 4574 m

Air temperature: 17.0°C

Track temperature: 18.8°C

Weather condition: Dry



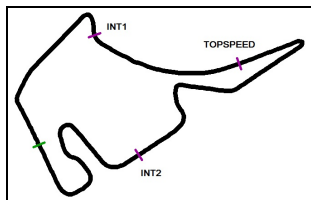
Reg. Nr.: 290/2013

Friday 27.9.2013 10:15

Lap	Time	SE1	SP1	SE2	SP2	SE3	SP3	TSP	Lap	Time	SE1	SP1	SE2	SP2	SE3	SP3	TSP
24	Stephane Kox, NLD ,								theoretical besttime: 1:47.751								
1	2:46.630	1:06.153	116	1:02.240	160	38.237	167	135	11	2:36.548	23.885	141	51.493	173	1:21.170	210	
2	2:21.892	27.479	139	1:01.182	142	53.231		142	12	6:45.431	5:12.445	131	57.767	156	35.219	169	171
3	3:49.143	2:13.315	136	56.641	141	39.187	151	182	13	1:51.712	25.127	139	52.953	168	33.632	177	195
4	1:53.351	25.615	140	53.449	166	34.287	176	205	14	1:49.515	24.797	142	51.317	172	33.401	177	213
5	1:49.704	24.303	141	51.867	172	33.534	176	210	15	1:48.434	23.803	142	51.468	174	33.163	177	210
6	1:48.795	23.976	142	51.548	173	33.271	176	211	16	1:48.123	23.788	142	51.255	174	33.080	177	211
7	1:48.838	23.885	142	51.592	173	33.361	177	211	15	1:47.962	23.762	142	51.286	174	32.914	178	210
8	1:48.508	23.842	142	51.369	173	33.297	176	210	17	1:48.081	23.776	141	51.270	173	33.035	178	209
9	1:53.261	23.918	137	55.089	152	34.254	176	209	18	1:48.062	23.847	143	51.149	174	33.066	178	210
10	1:48.678	23.896	141	51.414	172	33.368	176	212	18	2:21.230	24.654	143	54.425	97	1:02.151		211
10	1:48.109	23.688	143	51.307	173	33.114	177	212									

26	Ralph Boschung, CHE ,								theoretical besttime: 1:45.684								
1	2:59.389	1:12.373	127	1:03.986	131	43.030	151	155	10	1:45.818	22.865	141	50.651	173	32.302	177	212
2	2:14.126	28.353	136	56.745	164	49.028		198	11	2:36.412	24.498	142	51.517	172	1:20.397		210
3	4:52.564	3:11.685	109	1:02.757	166	38.122	157	181	12	8:11.492	6:26.221	129	1:03.904	125	41.367	141	144
4	2:11.362	28.368	136	1:08.182	141	34.812	176	139	13	2:12.779	29.332	106	1:10.191	172	33.256	177	128
5	1:48.107	23.819	141	51.466	172	32.822	176	210	14	1:46.713	23.449	142	50.761	173	32.503	178	210
6	1:47.134	23.455	141	50.999	173	32.680	177	211	15	1:46.249	23.120	142	50.776	173	32.353	178	210
7	1:47.015	23.206	142	51.057	175	32.752	177	213	16	1:46.107	23.083	142	50.742	174	32.282	179	210
8	1:46.476	23.140	142	50.812	173	32.524	176	211	17	1:45.784	22.965	142	50.584	174	32.235	180	210
9	1:46.159	22.919	141	50.915	173	32.325	179	212	18	1:56.148	24.050	141	52.494	171	39.604		194
9	1:46.281	23.228	141	50.642	173	32.411	178	213									

29	Marcel Lenerz, DEU ,								theoretical besttime: 1:48.888								
1	2:36.926	54.995	128	1:04.364	139	37.567	147	134	11	1:49.641	23.872	141	51.636	171	34.133	169	209
2	2:02.851	27.225	138	58.866	148	36.760	134	165	12	1:49.833	24.347	141	51.736	171	33.750	174	209
3	1:56.330	26.418	139	54.693	167	35.219	168	192	13	1:56.606	24.101	141	51.753	171	40.752		209
4	1:59.974	25.045	139	53.169	169	41.760		206	14	6:59.581	5:29.705	139	56.239	169	33.637	175	171
5	3:33.229	2:00.492	140	58.371	164	34.366	174	147		1:52.043	24.446	141	52.802	172	34.795	165	207
6	1:51.424	25.070	138	52.498	170	33.856	174	211	15	1:53.280	25.772	141	53.607	170	33.901	175	186
7	1:50.077	24.102	141	52.123	171	33.852	174	209	16	1:49.303	23.996	142	51.927	171	33.380	175	207
8	1:50.188	24.014	139	51.901	171	34.273	174	208	17	1:51.240	24.249	140	53.487	172	33.504	173	207
9	1:49.516	23.883	140	51.934	171	33.699	174	209		1:49.495	24.328	141	51.643	172	33.524	175	208
	1:54.114	27.277	139	53.052	171	33.785	172	194		2:01.386	26.882	140	51.959	170	42.545		207
10	1:49.590	24.066	141	51.956	171	33.568	174	208									



ADAC Formel Masters

Vmax list Free Practice

Provisional



Hockenheimring, Length: 4574 m

Air temperature: 16.5°C

Track temperature: 18.6°C

Weather condition: Dry

DMSB Reg. Nr.: 290/2013
Deutscher Motor Sport Bund e.V.

Friday 27.9.2013 10:15

Nr	Team, Car, Driver, Nat	Top speed
6	Neuhauser Racing TEAM, Formel ADAC power by Volkswagen Dienst Marvin , DEU	213,99 km/h
26	Team KUG Motorsport, Formel ADAC power by Volkswagen Boschung Ralph , CHE	213,14 km/h
20	KSW Motorsport, Formel ADAC power by Volkswagen Gatz Martin , DEU	213,14 km/h
24	Team KUG Motorsport, Formel ADAC power by Volkswagen Kox Stephane , NLD	212,64 km/h
5	Lotus, Formel ADAC power by Volkswagen Dontje Indy , NLD	212,35 km/h
7	Neuhauser Racing TEAM, Formel ADAC power by Volkswagen Beer Nicolas , DEN	212,31 km/h
17	Schiller-Motorsport, Formel ADAC power by Volkswagen Schiller Fabian , DEU	212,26 km/h
3	Lotus, Formel ADAC power by Volkswagen Jensen Mikkel , DNK	212,14 km/h
15	Mücke-Motorsport, Formel ADAC power by Volkswagen Picariello Alessio , BEL	211,35 km/h
16	Schiller-Motorsport, Formel ADAC power by Volkswagen Kremer Jason , DEU	211,14 km/h
29	JBR Motorsport & Engineering, Formel ADAC power by Volkswagen Lenerz Marcel , DEU	210,98 km/h
4	Lotus, Formel ADAC power by Volkswagen Visser Beitske , NLD	210,73 km/h
9	Mücke-Motorsport, Formel ADAC power by Volkswagen Günther Maximilian , DEU	210,49 km/h
22	JBR Motorsport & Engineering GmbH, Formel ADAC power by Volkswagen Gentgen Benedikt , DEU	210,44 km/h
2	Lotus, Formel ADAC power by Volkswagen O'Keeffe Callan , RSA	210,36 km/h
8	Neuhauser Racing TEAM, Formel ADAC power by Volkswagen Riener Stefan , AUT	210,12 km/h
11	Mücke-Motorsport, Formel ADAC power by Volkswagen Grapp Hendrik , DEU	209,87 km/h
10	Mücke-Motorsport, Formel ADAC power by Volkswagen Schramm Kim Luis , DEU	209,79 km/h
23	JBR Motorsport & Engineering GmbH, Formel ADAC power by Volkswagen Utsch Hannes , DEU	209,26 km/h
14	Mücke-Motorsport, Formel ADAC power by Volkswagen Maggi Giorgio , CHE	209,10 km/h
19	JBR Motorsport & Engineering GmbH, Formel ADAC power by Volkswagen Giersiepen Kim Alexander , DEU	206,54 km/h