

Formel ADAC

Result List Race 2



Provisional

Reg. Nr.: SAMS 24-01-2013

Amended
15.9.2013 - 13:26

Slovakiaring, Length: 5922 m

Air temperature: 23.2°C

Track temperature: 28.1°C

Weather condition: Dry

Sunday 15.9.2013 10:50

started : 20

classified : 16

not classified : 4

	Competitor Drivers	Sponsor Car	Laps	Total Time	Gap	Kph	Lap	Time	Kph
1	6 Neuhauser Racing Team M.Dienst(DEU)	ADAC Nordbaden e.V. Formel ADAC power by Volkswagen	11	25:46.098		151,7	5	2:08.390	166,1
2	15 ADAC Berlin-Brandenburg e.V. A.Picariello(BEL)	Formel ADAC power by Volkswagen	11	25:47.471	1.373	151,5	5	2:08.458	166,0
3	16 Schiller-Motorsport J.Kremer(DEU)	Formel ADAC power by Volkswagen	11	25:48.322	2.224	151,5	5	2:08.469	165,9
4	26 Team KUG Motorsport R.Boschung(CHE)	Formel ADAC power by Volkswagen	11	25:49.464	3.366	151,3	5	2:08.636	165,7
5	4 Lotus B.Visser(NLD)	Formel ADAC power by Volkswagen	11	25:52.311	6.213	151,1	9	2:09.410	164,7
6	17 Schiller Motorsport F.Schiller(DEU)	Formel ADAC power by Volkswagen	11	25:52.584	6.486	151,0	8	2:09.222	165,0
7	5 Lotus I.Dontje(NLD)	Formel ADAC power by Volkswagen	11	25:53.095	6.997	151,0	10	2:09.275	164,9
8	24 Team KUG Motorsport S.Kox(NLD)	Formel ADAC power by Volkswagen	11	25:55.247	9.149	150,8	9	2:09.007	165,3
9	3 Lotus M.Jensen(DNK)	Formel ADAC power by Volkswagen	11	25:55.774	9.676	150,7	9	2:09.543	164,6
10	2 Lotus C.O'Keeffe(RSA)	Formel ADAC power by Volkswagen	11	26:06.599	20.501	149,7	8	2:09.210	165,0
11	22 JBR Motorsport & Engineering GmbH B.Gentgen(DEU)	ADAC Nordrhein e.V. Formel ADAC power by Volkswagen	11	26:14.424	28.326	149,0	9	2:12.036	161,5
12	20 KSW Motorsport M.Gatz(DEU)	ADAC Westfalen Team Sport Formel ADAC power by Volkswagen	11	26:19.988	33.890	148,4	5	2:11.592	162,0
13	7 Neuhauser Racing Team N.Beer(DEN)	Formel ADAC power by Volkswagen	11	26:22.500	36.402	148,2	5	2:09.228	165,0
14	14 ADAC Berlin-Brandenburg e.V. G.Maggi(CHE)	Formel ADAC power by Volkswagen	11	26:30.380	44.282	147,5	9	2:12.207	161,3
15	19 JBR Motorsport & Engineering GmbH K.Giersiepen(DEU)	ADAC Westfalen Team Sport Formel ADAC power by Volkswagen	11	26:37.606	51.508	146,8	5	2:11.285	162,4
16	8 Neuhauser Racing Team S.Riener(AUT)	Formel ADAC power by Volkswagen	9	27:42.000	2LAPS	115,4	7	2:12.637	160,7
not classified									
	23 JBR Motorsport & Engineering GmbH H.Utsch(DEU)	Formel ADAC power by Volkswagen	4	10:48.676	7LAPS	131,5	2	2:13.207	160,0
	10 ADAC Berlin-Brandenburg e.V. K.Schramm(DEU)	Formel ADAC power by Volkswagen	2	5:09.540	9LAPS				
	9 ADAC Berlin-Brandenburg e.V. M.Günther(DEU)	Formel ADAC power by Volkswagen	1	8:22.527	10LAPS				
	11 ADAC Berlin-Brandenburg e.V. H.Grapp(DEU)	Formel ADAC power by Volkswagen							

Fastest lap of the race. Car 6 driver on lap 5. Time 2:08.390, average speed 166,1 km/h.


Following stewards decision no. 36 - 30s penalty for the car no. 7

Subject to final scrutineering!

Publications Time:

Clerk of the course:

Time Keeping:



Formel ADAC

Lap chart Race 2

Provisional




Slovakiaring, Length: 5922 m

Sunday 15.9.2013 10:50

POS	1	2	3	4	5	6	7	8	9	10	11	12	13	14	15	16	17	18	19	20	21	22	
LAP 1	26	15	6	16	17	7	24	4	5	2	3	20	22	19	23	8	14	10	.9				
LAP 2	26	6	15	16	17	4	7	24	5	3	2	22	20	23	19	8	14	.10					
LAP 3	26	6	15	16	17	4	7	24	5	3	2	22	20	23	19	8	14						
LAP 4	26	6	15	16	17	4	7	24	5	3	2	22	20	23	19	8	14						
LAP 5	26	6	15	16	4	7	17	5	3	2	24	20	19	22	8	14							
LAP 6	15	6	26	16	7	4	17	5	3	2	24	20	19	22	8	14							
LAP 7	15	6	26	16	7	4	17	5	2	3	24	22	19	20	8	14							
LAP 8	6	15	16	26	7	4	17	5	2	3	24	22	20	19	14	.8							
LAP 9	6	15	26	16	7	4	17	5	2	3	24	22	20	14	19	.8'							
LAP 10	6	15	16	26	7	4	17	5	3	24	2	22	20	14	19								
LAP 11	6	15	16	26	4	7	17	5	24	3	2	22	20	14	19								

. - PIT STOP ' - LAP BEHIND



Formel ADAC

Lap Analysis Race 2



Provisional

Reg. Nr.: SAMS 24-01-2013

Sunday 15.9.2013 10:50


Slovakiaring, Length: 5922 m

Air temperature: 22.6°C

Track temperature: 33.6°C

Weather condition: Dry

Lap	Time	SE1	SP1	SE2	SP2	SE3	SP3	Lap	Time	SE1	SP1	SE2	SP2	SE3	SP3
2 Callan O'Keeffe, RSA ,								theoretical besttime: 2:08.983							
1	2:18.035	47.341		1:03.305		27.389		7	2:09.443	41.174		1:01.573		26.696	
2	2:11.420	41.279		1:02.642		27.499		8	2:09.210	40.750		1:01.646		26.814	
3	3:05.922	56.226		1:29.380		40.316		9	2:09.948	40.867		1:02.358		26.723	
4	3:11.610	57.860		1:33.570		40.180		10	2:21.603	53.013		1:01.662		26.928	
5	2:10.060	41.049		1:02.013		26.998		11	2:09.963	41.376		1:01.537		27.050	
6	2:09.385	40.909		1:01.561		26.915									
3 Mikkel Jensen, DNK ,								theoretical besttime: 2:09.283							
1	2:18.499	48.384		1:02.972		27.143		7	2:10.442	41.620		1:01.859		26.963	
2	2:10.357	40.981		1:02.099		27.277		8	2:09.720	41.036		1:01.706		26.978	
3	3:05.485	55.979		1:29.420		40.086		9	2:09.543	41.015		1:01.616		26.912	
4	3:12.253	58.364		1:33.646		40.243		10	2:09.964	41.368		1:01.630		26.966	
5	2:09.872	40.784		1:02.011		27.077		11	2:10.068	41.481		1:01.604		26.983	
6	2:09.571	41.023		1:01.587		26.961									
4 Beitske Visser, NLD ,								theoretical besttime: 2:08.793							
1	2:16.594	46.924		1:02.808		26.862		7	2:09.644	41.277		1:01.352		27.015	
2	2:09.890	41.811		1:01.148		26.931		8	2:09.787	41.553		1:01.503		26.731	
3	3:04.580	55.667		1:29.951		38.962		9	2:09.410	40.969		1:01.485		26.956	
4	3:13.677	58.435		1:33.802		41.440		10	2:09.445	41.025		1:01.466		26.954	
5	2:09.415	41.360		1:01.093		26.962		11	2:09.696	40.991		1:01.536		27.169	
6	2:10.173	41.718		1:01.563		26.892									
5 Indy Dontje, NLD ,								theoretical besttime: 2:08.885							
1	2:17.877	48.244		1:02.785		26.848		7	2:09.478	41.180		1:01.537		26.761	
2	2:10.309	41.213		1:01.820		27.276		8	2:09.455	40.840		1:01.570		27.045	
3	3:05.377	55.913		1:29.618		39.846		9	2:09.541	41.186		1:01.493		26.862	
4	3:12.437	58.315		1:33.784		40.338		10	2:09.275	40.919		1:01.457		26.899	
5	2:09.398	41.145		1:01.585		26.668		11	2:09.416	40.830		1:01.605		26.981	
6	2:10.532	40.760		1:02.404		27.368									
6 Marvin Dienst, DEU ,								theoretical besttime: 2:08.048							
1	2:13.708	46.325		1:00.760		26.623		7	2:09.620	41.139		1:01.698		26.783	
2	2:08.505	40.749		1:00.865		26.891		8	2:09.431	41.334		1:01.411		26.686	
3	3:05.847	56.739		1:30.591		38.517		9	2:08.446	41.044		1:00.811		26.591	
4	3:14.987	58.257		1:34.162		42.568		10	2:08.851	41.081		1:00.965		26.805	
5	2:08.390	40.805		1:00.942		26.643		11	2:08.504	41.090		1:00.708		26.706	
6	2:09.809	41.716		1:01.266		26.827									
7 Nicolas Beer, DEN ,								theoretical besttime: 2:08.983							
1	2:16.188	45.979		1:03.248		26.961		7	2:09.698	41.191		1:01.347		27.160	
2	2:10.847	42.441		1:01.370		27.036		8	2:09.777	41.298		1:01.209		27.270	
3	3:04.749	55.613		1:29.850		39.286		9	2:09.247	40.889		1:01.264		27.094	
4	3:13.361	58.272		1:33.958		41.131		10	2:09.416	41.129		1:01.249		27.038	
5	2:09.228	41.134		1:01.158		26.936		11	2:10.153	41.076		1:01.505		27.572	
6	2:09.836	41.514		1:01.201		27.121									
8 Stefan Riener, AUT ,								theoretical besttime: 2:11.957							
1	2:21.537	46.148		1:07.989		27.400		5	2:13.828	<i>41.829</i>		1:04.173		27.826	
2	2:13.549	42.152		1:03.185		28.212		6	2:12.832	42.550		1:02.503		27.779	
3	3:03.636	53.802		1:29.684		40.150		7	2:12.637	42.331		1:02.681		27.625	
4	3:10.402	57.858		1:32.693		39.851		8	2:30.043	44.274		1:07.969		37.800	



Formel ADAC

Lap Analysis Race 2



Provisional

Reg. Nr.: SAMS 24-01-2013

Sunday 15.9.2013 10:50

Slovakiaring, Length: 5922 m

Air temperature: 22.6°C

Track temperature: 33.6°C

Weather condition: Dry

Lap	Time	SE1	SP1	SE2	SP2	SE3	SP3	Lap	Time	SE1	SP1	SE2	SP2	SE3	SP3
9	Maximilian Günther, DEU ,							theoretical besttime:							
1	8:22.527	46.162		6:35.604		1:00.761									

10	Kim Luis Schramm, DEU ,							theoretical besttime: 1:49.013							
1	2:46.744	47.180		1:03.639		55.925		2	2:22.796	44.505		1:04.508		33.783	

14	Giorgio Maggi, CHE ,							theoretical besttime: 2:11.799							
1	2:27.228	56.650		1:02.814		27.764		7	2:12.556	42.105		1:02.873		27.578	
2	2:13.891	42.645		1:02.679		28.567		8	2:13.597	41.673		1:03.234		28.690	
3	2:58.768	48.931		1:29.680		40.157		9	2:12.207	41.850		1:02.846		27.511	
4	3:11.408	57.767		1:32.761		40.880		10	2:12.595	42.058		1:02.814		27.723	
5	2:12.769	41.804		1:03.029		27.936		11	2:23.120	42.248		1:03.012		37.860	
6	2:12.241	42.078		1:02.615		27.548									


15	Alessio Picariello, BEL ,							theoretical besttime: 2:08.278							
1	2:13.428	45.476		1:01.064		26.888		7	2:09.581	41.245		1:01.468		26.868	
2	2:09.172	41.041		1:01.344		26.787		8	2:09.811	41.534		1:01.286		26.991	
3	3:06.329	56.958		1:30.527		38.844		9	2:09.396	40.916		1:01.579		26.901	
4	3:14.501	58.269		1:33.911		42.321		10	2:09.161	41.266		1:01.162		26.733	
5	2:08.458	40.545		1:01.197		26.716		11	2:08.501	40.755		1:01.028		26.718	
6	2:09.133	41.279		1:01.017		26.837									

16	Jason Kremer, DEU ,							theoretical besttime: 2:08.262							
1	2:14.599	45.995		1:01.848		26.756		7	2:09.717	40.670		1:02.264		26.783	
2	2:09.150	41.285		1:01.136		26.729		8	2:09.517	40.697		1:02.063		26.757	
3	3:06.324	56.825		1:30.274		39.225		9	2:09.236	40.909		1:01.518		26.809	
4	3:13.930	58.096		1:33.896		41.938		10	2:09.265	40.988		1:01.371		26.906	
5	2:08.469	40.834		1:00.957		26.678		11	2:08.761	40.798		1:01.187		26.776	
6	2:09.354	41.225		1:01.494		26.635									

17	Fabian Schiller, DEU ,							theoretical besttime: 2:08.968							
1	2:15.581	46.683		1:02.004		26.894		7	2:09.541	41.303		1:01.428		26.810	
2	2:09.625	41.266		1:01.469		26.890		8	2:09.222	41.014		1:01.359		26.849	
3	3:05.479	56.300		1:29.929		39.250		9	2:09.253	40.816		1:01.535		26.902	
4	3:13.805	58.168		1:34.127		41.510		10	2:09.672	41.015		1:01.806		26.851	
5	2:10.557	41.577		1:02.128		26.852		11	2:09.345	41.002		1:01.550		26.793	
6	2:10.504	41.006		1:02.336		27.162									

19	Kim Alexander Giersiepen, DEU ,							theoretical besttime: 2:11.136							
1	2:20.133	49.237		1:03.314		27.582		7	2:13.219	42.757		1:02.718		27.744	
2	2:14.870	44.343		1:02.604		27.923		8	2:15.203	41.854		1:05.299		28.050	
3	3:02.630	53.459		1:29.262		39.909		9	2:29.803	58.621		1:03.363		27.819	
4	3:11.195	58.425		1:32.906		39.864		10	2:13.228	42.462		1:03.075		27.691	
5	2:11.285	41.237		1:02.753		27.295		11	2:13.014	42.391		1:02.912		27.711	
6	2:13.026	41.968		1:03.315		27.743									

20	Martin Gatz, DEU ,							theoretical besttime: 2:11.461							
1	2:18.935	47.759		1:03.490		27.686		7	2:13.368	42.896		1:03.030		27.442	
2	2:14.831	41.605		1:03.710		29.516		8	2:15.012	41.704		1:05.173		28.135	
3	3:02.827	53.234		1:29.548		40.045		9	2:12.533	42.304		1:02.584		27.645	
4	3:11.623	57.841		1:33.720		40.062		10	2:12.830	42.227		1:02.863		27.740	
5	2:11.592	41.466		1:02.553		27.573		11	2:13.192	42.490		1:02.889		27.813	
6	2:13.245	42.427		1:02.962		27.856									



Formel ADAC

Lap Analysis Race 2



Provisional

Reg. Nr.: SAMS 24-01-2013

Sunday 15.9.2013 10:50

Slovakiaring, Length: 5922 m

Air temperature: 22.6°C

Track temperature: 33.6°C

Weather condition: Dry

Lap	Time	SE1	SP1	SE2	SP2	SE3	SP3	Lap	Time	SE1	SP1	SE2	SP2	SE3	SP3
22	Benedikt Gentgen, DEU ,							theoretical besttime: 2:11.545							
1	2:19.399	47.934		1:04.060		27.405		7	2:12.224	41.870		1:02.732		27.622	
2	2:12.880	41.508		1:03.157		28.215		8	2:12.254	41.994		1:02.660		27.600	
3	3:03.692	54.244		1:29.268		40.180		9	2:12.036	41.807		1:02.734		27.495	
4	3:11.833	57.990		1:33.692		40.151		10	2:12.221	41.932		1:02.778		27.511	
5	2:13.128	41.489		1:04.124		27.515		11	2:12.259	42.088		1:02.620		27.551	
6	2:12.498	41.430		1:03.406		27.662									
23	Hannes Utsch, DEU ,							theoretical besttime: 2:13.207							
1	2:21.074	49.083		1:03.836		28.155		4	3:11.591	58.071		1:33.398		40.122	
2	2:13.207	42.182		1:02.780		28.245									
3	3:02.804	53.405		1:29.397		40.002									
24	Stephane Kox, NLD ,							theoretical besttime: 2:08.956							
1	2:16.461	46.764		1:02.781		26.916		7	2:09.757	40.868		1:01.922		26.967	
2	2:11.195	42.398		1:01.578		27.219		8	2:09.353	40.854		1:01.674		26.825	
3	3:05.486	55.744		1:29.917		39.825		9	2:09.007	40.679		1:01.534		26.794	
4	3:12.741	58.065		1:34.050		40.626		10	2:09.846	41.514		1:01.589		26.743	
5	2:12.446	41.496		1:03.805		27.145		11	2:09.271	40.782		1:01.667		26.822	
6	2:09.684	41.079		1:01.557		27.048									
26	Ralph Boschung, CHE ,							theoretical besttime: 2:07.748							
1	2:12.843	45.132		1:01.014		26.697		7	2:09.785	41.218		1:01.749		26.818	
2	2:09.011	41.098		1:00.998		26.915		8	2:10.108	41.099		1:02.248		26.761	
3	3:05.515	56.221		1:31.000		38.294		9	2:08.844	40.569		1:01.252		27.023	
4	3:15.159	58.398		1:34.156		42.605		10	2:09.960	41.306		1:01.779		26.875	
5	2:08.636	41.141		1:00.641		26.854		11	2:09.423	40.942		1:01.523		26.958	
6	2:10.180	42.379		1:01.263		26.538									