

ADAC GT Masters

Results Warm Up



Provisional

Reg. Nr.: SAMS 24-01-2013

Sunday 15.9.2013 08:00

Slovakiaring, Length: 5922 m

Air temperature: 16.9°C

Track temperature: 25.8°C

Weather condition: Dry

started : 22 classified : 22 not classified : 0

	Drivers	Team	Car	Lap	Best Time	Gap	Diff	Kph	Day Time
1	6 P.Frommenwiler/M.Farnbacher	Farnbacher Racing	Porsche 911 GT3 R	7	2:12.950			160,4	8:16:33
2	5 C.Nielsen(*G*)/K.Giermaziak	Farnbacher Racing	Porsche 911 GT3 R	7	2:13.923	0.973	0.973	159,2	8:16:43
3	10 M.Götz/M.Buhk	Polarweiss Racing	Mercedes Benz SLS AMG GT3	6	2:13.959	1.009	0.036	159,1	8:16:31
4	8 R.Renauer/M.Ragginger	Tonino powered by Herberth Motors	Porsche 911 GT3 R	4	2:15.389	2.439	1.430	157,5	8:10:10
5	16 F.Sladecka/P.Geipel	THE BOSS YACO Racing	Audi R8 LMS Ultra	6	2:15.664	2.714	0.275	157,1	8:16:18
6	1 F.Stoll/S.Asch	MS RACING	Audi R8 LMS Ultra	5	2:16.616	3.666	0.952	156,1	8:12:55
7	100 A.Patel/D.Dobitsch	MS RACING	Audi R8 LMS Ultra	5	2:17.196	4.246	0.580	155,4	8:12:46
8	26 R.Frey/C.Haase	Prosperia C. Abt Racing	Audi R8 LMS Ultra	2	2:17.500	4.550	0.304	155,0	8:05:03
9	27 C.Mies/R.Rast	Prosperia C. Abt Racing	Audi R8 LMS Ultra	2	2:18.003	5.053	0.503	154,5	8:05:02
10	20 M.Sandritter/J.Müller	PIXUM Team Schubert	BMW Z4 GT3	6	2:18.096	5.146	0.093	154,4	8:16:58
11	11 S.Afanasiev/A.Simonsen	Polarweiss Racing	Mercedes Benz SLS AMG GT3	6	2:18.231	5.281	0.135	154,2	8:16:40
12	9 R.Bourdeaux(*G*)/A.Renauer	Tonino powered by Herberth Motors	Porsche 911 GT3 R	5	2:18.784	5.834	0.553	153,6	8:13:02
13	3 A.Wirth/C.Hohenadel	Callaway Competition	Corvette Z06.R GT3	4	2:18.846	5.896	0.062	153,5	8:10:53
14	2 D.Alessi/D.Keilwitz	Callaway Competition	Corvette Z06.R GT3	5	2:19.216	6.266	0.370	153,1	8:13:09
15	41 A.von Thum und Taxis/S.Rosina	SaReNi United	Chevrolet Camaro GT	3	2:20.092	7.142	0.876	152,2	8:07:59
16	28 C.Jöns/M.Winkelhock	Prosperia C. Abt Racing	Audi R8 LMS Ultra	5	2:20.226	7.276	0.134	152,0	8:15:21
17	7 D.Jahn/J.Aeberhard	Farnbacher Racing	Porsche 911 GT3 R	3	2:21.130	8.180	0.904	151,1	8:07:37
18	14 F.Kechele/D.Schwager	Lambda Performance	Ford GT GT3	5	2:26.557	13.607	5.427	145,5	8:13:28
19	18 T.Seiler(*G*)/M.Parisy	Callaway Competition	Corvette Z06.R GT3	3	2:27.027	14.077	0.470	145,0	8:08:40
20	17 R.Lips(*G*)/L.Marionek	Callaway Competition	Corvette Z06.R GT3	5	2:29.078	16.128	2.051	143,0	8:15:27
21	12 S.Knap/J.den Boer	DB Motorsport	BMW Z4 GT3	2	2:30.119	17.169	1.041	142,0	8:10:49
22	19 C.Hürtgen/D.Baumann	PIXUM Team Schubert	BMW Z4 GT3	2	2:49.070	36.120	18.951	126,1	8:06:07


(*G*) marks the Gentlemen driver

Subject to final scrutineering!

Publications Time:

Clerk of the course:

Time Keeping:



ADAC GT Masters

Lap Analysis Warm Up



Provisional

Reg. Nr.: SAMS 24-01-2013

Sunday 15.9.2013 08:00


Slovakiaring, Length: 5922 m

Air temperature: 16.9°C

Track temperature: 25.8°C

Weather condition: Dry

Lap	Time	SE1	SP1	SE2	SP2	SE3	SP3	Lap	Time	SE1	SP1	SE2	SP2	SE3	SP3
1 Florian Stoll, DEU/ Sebastian Asch, DEU								theoretical besttime: 2:15.952							
1	3:21.420	1:31.057		1:20.140		30.223		5	2:16.616	43.431		1:06.532		26.653	
2	2:31.684	48.544		1:13.704		29.436		6	2:18.398	42.767		1:08.065		27.566	
3	2:25.899	46.482		1:11.349		28.068		7	2:28.126	47.339		1:08.399		32.388	
4	2:20.277	44.859		1:08.509		26.909									
2 Diego Alessi, ITA/ Daniel Keilwitz, DEU								theoretical besttime: 2:18.019							
1	3:32.667	1:41.747		1:20.285		30.635		5	2:19.216	43.456		1:08.490		27.270	
2	2:31.932	47.865		1:15.465		28.602		6	2:20.012	42.453		1:10.483		27.076	
3	2:24.115	44.713		1:11.350		28.052		7	2:23.811	43.492		1:07.933		32.386	
4	2:21.805	44.191		1:09.901		27.713									
3 Andreas Wirth, DEU/ Christian Hohenadel, DEU								theoretical besttime: 2:18.492							
1	3:33.903	1:37.798		1:23.118		32.987		4	2:18.846	43.573		1:08.256		27.017	
2	2:36.441	50.315		1:17.213		28.913		5	5:24.289	43.219		4:00.220		40.850	
3	2:24.015	45.597		1:10.475		27.943									
5 Christina Nielsen, DNK/ Kuba Giermaziak, POL								theoretical besttime: 2:13.654							
1	2:51.392	1:03.757		1:17.794		29.841		5	2:17.140	43.375		1:06.732		27.033	
2	2:26.643	47.264		1:11.496		27.883		6	2:15.005	42.545		1:05.305		27.155	
3	2:21.354	44.806		1:09.102		27.446		7	2:13.923	42.814		1:04.825		26.284	
4	2:17.702	43.692		1:07.071		26.939		8	2:28.058	47.039		1:07.943		33.076	
6 Philipp Frommenwiler, CHE/ Mario Farnbacher, DEU								theoretical besttime: 2:12.950							
1	2:43.190	59.027		1:15.355		28.808		5	2:16.482	43.489		1:06.345		26.648	
2	2:25.671	45.942		1:11.803		27.926		6	2:16.174	42.850		1:06.579		26.745	
3	2:21.277	44.959		1:08.999		27.319		7	2:12.950	42.393		1:04.329		26.228	
4	2:18.069	43.864		1:07.188		27.017		8	2:18.169	42.163		1:03.836		32.170	
7 David Jahn, DEU/ Jürg Aeberhard, CHE								theoretical besttime: 2:18.527							
1	2:50.190	1:03.233		1:17.659		29.298		4	2:23.127	44.171		1:07.345		31.611	
2	2:25.877	46.402		1:11.655		27.820		5	5:33.741	3:57.386		1:08.955		27.400	
3	2:21.130	44.527		1:09.592		27.011		6	2:25.288	42.997		1:07.477		34.814	
8 Robert Renauer, DEU/ Martin Ragginger, AUT								theoretical besttime: 2:15.389							
1	3:14.342	1:31.670		1:13.555		29.117		5	2:21.719	43.503		1:06.238		31.978	
2	2:22.896	45.551		1:09.878		27.467		6	3:32.742	1:52.671		1:11.275		28.796	
3	2:18.109	44.208		1:07.144		26.757		7	2:23.418	43.447		1:06.183		33.788	
4	2:15.389	43.010		1:05.783		26.596									
9 Rene Bourdeaux, DEU/ Alfred Renauer, DEU								theoretical besttime: 2:17.854							
1	3:29.401	1:43.568		1:16.536		29.297		4	2:22.400	46.167		1:08.635		27.598	
2	2:27.053	47.235		1:11.586		28.232		5	2:18.784	44.339		1:07.067		27.378	
3	2:24.978	46.706		1:10.507		27.765		6	2:25.708	43.409		1:09.555		32.744	
10 Maximilian Götz, DEU/ Maximilian Buhk, DEU								theoretical besttime: 2:13.959							
1	3:34.354	1:34.153		1:30.510		29.691		5	2:19.639	43.223		1:08.717		27.699	
2	2:30.407	47.473		1:14.553		28.381		6	2:13.959	42.402		1:05.261		26.296	
3	2:28.732	45.541		1:10.605		32.586		7	2:19.803	42.653		1:05.084		32.066	
4	3:24.122	1:47.894		1:09.038		27.190									



ADAC GT Masters

Lap Analysis Warm Up



Provisional

Reg. Nr.: SAMS 24-01-2013

Sunday 15.9.2013 08:00

Slovakiaring, Length: 5922 m

Air temperature: 16.9°C

Track temperature: 25.8°C

Weather condition: Dry

Lap	Time	SE1	SP1	SE2	SP2	SE3	SP3	Lap	Time	SE1	SP1	SE2	SP2	SE3	SP3
11	Sergey Afanasiev, RUS/ Andreas Simonsen, SWE							theoretical besttime: 2:18.231							
1	3:23.145	1:33.107		1:19.478		30.560		5	3:37.256	1:58.944		1:09.991		28.321	
2	2:30.271	48.924		1:12.747		28.600		6	2:18.231	44.252		1:07.041		26.938	
3	2:25.858	46.600		1:11.165		28.093		7	2:23.047	43.668		1:06.338		33.041	
4	2:25.719	45.084		1:08.707		31.928									

12	Simon Knap, NLD/ Jeroen den Boer, NLD							theoretical besttime: 2:28.812							
1	8:19.256	6:27.355		1:21.463		30.438		3	2:36.528	47.241		1:14.688		34.599	
2	2:30.119	48.548		1:13.116		28.455									

14	Frank Kechele, DEU/ Dominik Schwager, BEL							theoretical besttime: 2:26.067							
1	3:06.510	1:13.453		1:21.628		31.429		5	2:26.557	45.925		1:11.979		28.653	
2	2:46.329	52.753		1:22.487		31.089		6	2:27.050	45.584		1:12.962		28.504	
3	2:37.784	50.315		1:17.121		30.348		7	2:28.058	45.158		1:10.014		32.886	
4	2:31.179	47.417		1:14.287		29.475									

16	Filip Sladecka, SVK/ Philip Geipel, DEU							theoretical besttime: 2:15.664							
1	3:06.816	1:15.196		1:20.240		31.380		5	3:27.716	1:52.396		1:08.323		26.997	
2	2:36.458	49.523		1:17.397		29.538		6	2:15.664	43.114		1:06.163		26.387	
3	2:25.260	45.849		1:11.737		27.674		7	2:20.322	42.381		1:04.880		33.061	
4	2:26.115	44.087		1:10.502		31.526									

17	Remo Lips, CHE/ Lennart Marioneck, DEU							theoretical besttime: 2:29.078							
1	3:36.409	1:35.785		1:28.458		32.166		4	3:58.028	2:08.255		1:17.842		31.931	
2	2:42.309	49.877		1:21.443		30.989		5	2:29.078	44.548		1:15.112		29.418	
3	2:41.271	47.815		1:18.611		34.845		6	2:29.990	44.048		1:12.104		33.838	

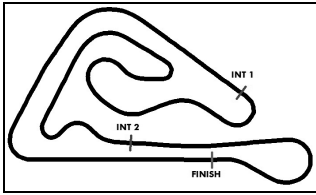
18	Toni Seiler, CHE/ Mike Parisy, FRA							theoretical besttime: 2:21.913							
1	3:36.849	1:41.787		1:24.278		30.784		5	3:50.506	2:05.991		1:14.711		29.804	
2	2:36.463	50.227		1:17.246		28.990		6	2:31.262	47.596		1:14.667		28.999	
3	2:27.027	46.396		1:12.716		27.915									
4	2:27.600	44.735		1:09.263		33.602									

19	Claudia Hürtgen, DEU/ Dominik Baumann, AUT							theoretical besttime: 2:38.926							
1	3:18.277	1:19.763		1:22.615		35.899		3	2:43.794	51.192		1:15.616		36.986	
2	2:49.070	58.795		1:18.157		32.118									

20	Max Sandritter, DEU/ Jörg Müller, DEU							theoretical besttime: 2:17.991							
1	2:52.321	1:09.986		1:10.346		31.989		5	3:26.951	1:50.607		1:07.501		28.843	
2	3:33.933	1:53.110		1:13.624		27.199		6	2:18.096	44.028		1:06.764		27.304	
3	2:19.919	44.281		1:08.430		27.208		7	2:21.302	43.469		1:06.342		31.491	
4	2:27.546	44.674		1:08.280		34.592									

26	Rahel Frey, CHE/ Christopher Haase, DEU							theoretical besttime: 2:17.128							
1	2:45.941	1:06.805		1:11.787		27.349		4	3:45.116	1:56.089		1:10.777		38.250	
2	2:17.500	43.990		1:06.621		26.889		5	3:31.674	1:50.612		1:08.942		32.120	
3	2:22.265	43.618		1:07.126		31.521									

27	Christopher Mies, DEU/ Rene Rast, DEU							theoretical besttime: 2:17.032							
1	2:44.682	1:05.899		1:11.657		27.126		5	2:21.373	45.378		1:08.643		27.352	
2	2:18.003	44.500		1:06.546		26.957		6	2:19.799	44.851		1:07.690		27.258	
3	2:21.106	43.555		1:06.520		31.031		7	2:26.156	44.418		1:07.993		33.745	
4	3:26.900	1:50.731		1:08.576		27.593									



ADAC GT Masters

Lap Analysis Warm Up



Provisional

Reg. Nr.: SAMS 24-01-2013

Sunday 15.9.2013 08:00

Slovakiaring, Length: 5922 m

Air temperature: 16.9°C

Track temperature: 25.8°C

Weather condition: Dry

Lap	Time	SE1	SP1	SE2	SP2	SE3	SP3	Lap	Time	SE1	SP1	SE2	SP2	SE3	SP3
28	Christer Jöns, DEU/ Markus Winkelhock, DEU							theoretical besttime: 2:18.932							
1	3:01.489	1:11.087		1:18.466		31.936		4	3:24.993	1:50.272		1:07.202		27.519	
2	2:45.400	54.564		1:16.205		34.631		5	2:20.226	44.356		1:08.496		27.374	
3	3:49.340	1:56.570		1:15.322		37.448		6	2:23.559	44.098		1:06.792		32.669	
41	Albert von Thurn und Taxis, DEU/ Stefan Rosina, SVK							theoretical besttime: 2:19.470							
1	3:14.917	1:33.730		1:13.276		27.911		4	2:21.321	43.713		1:09.973		27.635	
2	2:24.125	45.795		1:09.694		28.636		5	2:21.219	43.215		1:10.250		27.754	
3	2:20.092	43.837		1:08.906		27.349		6	2:30.175	44.213		1:12.627		33.335	
100	Aditya Patel, IND/ Daniel Dobitsch, AUT							theoretical besttime: 2:16.723							
1	3:14.247	1:20.795		1:22.082		31.370		4	2:19.664	43.602		1:09.049		27.013	
2	2:31.499	48.783		1:14.560		28.156		5	2:17.196	43.134		1:07.453		26.609	
3	2:23.917	46.087		1:10.349		27.481		6	2:27.786	42.661		1:09.952		35.173	