

# Formel ADAC

## Result List Qualifying



Provisional

Reg. Nr.: SAMS 24-01-2013

Saturday 14.9.2013 10:40

Slovakiaring, Length: 5922 m

Air temperature: 12.9°C

Track temperature: 13.9°C

Weather condition: Wet

started : 20      classified : 20      not classified : 0

	Competitor Drivers	Sponsor Car	Lap	Best Time	Gap	Diff	Kph	Day Time
1	7 Neuhauser Racing Team N.Beer(DEN)	Formel ADAC powered by Volkswagen	4	<b>2:19.386</b>			153,0	10:49:55
2	15 ADAC Berlin-Brandenburg e.V. A.Picariello(BEL)	Formel ADAC powered by Volkswagen	3	<b>2:19.785</b>	0.399	0.399	152,5	10:47:29
3	26 Team KUG Motorsport R.Boschung(CHE)	Formel ADAC powered by Volkswagen	3	<b>2:20.328</b>	0.942	0.543	151,9	10:47:32
4	9 ADAC Berlin-Brandenburg e.V. M.Günther(DEU)	Formel ADAC powered by Volkswagen	4	<b>2:20.494</b>	1.108	0.166	151,7	10:50:17
5	11 ADAC Berlin-Brandenburg e.V. H.Grapp(DEU)	Formel ADAC powered by Volkswagen	4	<b>2:21.115</b>	1.729	0.621	151,1	10:50:12
6	16 Schiller-Motorsport J.Kremer(DEU)	Formel ADAC powered by Volkswagen	4	<b>2:21.210</b>	1.824	0.095	151,0	10:50:03
7	6 Neuhauser Racing Team M.Dienst(DEU)	<b>ADAC Nordbaden e.V.</b> Formel ADAC powered by Volkswagen	4	<b>2:21.496</b>	2.110	0.286	150,7	10:50:10
8	24 Team KUG Motorsport S.Kox(NLD)	Formel ADAC powered by Volkswagen	4	<b>2:21.898</b>	2.512	0.402	150,2	10:50:05
9	8 Neuhauser Racing Team S.Riener(AUT)	Formel ADAC powered by Volkswagen	3	<b>2:22.014</b>	2.628	0.116	150,1	10:47:40
10	2 Lotus C.O'Keeffe(RSA)	Formel ADAC powered by Volkswagen	4	<b>2:22.033</b>	2.647	0.019	150,1	10:50:53
11	17 Schiller Motorsport F.Schiller(DEU)	Formel ADAC powered by Volkswagen	2	<b>2:22.638</b>	3.252	0.605	149,5	10:45:06
12	10 ADAC Berlin-Brandenburg e.V. K.Schramm(DEU)	Formel ADAC powered by Volkswagen	3	<b>2:23.157</b>	3.771	0.519	148,9	10:49:29
13	4 Lotus B.Visser(NLD)	Formel ADAC powered by Volkswagen	3	<b>2:23.498</b>	4.112	0.341	148,6	10:48:55
14	5 Lotus I.Dontje(NLD)	Formel ADAC powered by Volkswagen	3	<b>2:24.355</b>	4.969	0.857	147,7	10:48:41
15	14 ADAC Berlin-Brandenburg e.V. G.Maggi(CHE)	Formel ADAC powered by Volkswagen	4	<b>2:24.812</b>	5.426	0.457	147,2	10:50:29
16	3 Lotus M.Jensen(DNK)	Formel ADAC powered by Volkswagen	4	<b>2:25.334</b>	5.948	0.522	146,7	10:50:51
17	20 KSW Motorsport M.Gatz(DEU)	<b>ADAC Westfalen Team Sport</b> Formel ADAC powered by Volkswagen	4	<b>2:25.564</b>	6.178	0.230	146,5	10:50:23
18	19 JBR Motorsport & Engineering GmbH K.Giersiepen(DEU)	<b>ADAC Westfalen Team Sport</b> Formel ADAC powered by Volkswagen	3	<b>2:27.803</b>	8.417	2.239	144,2	10:48:34
19	22 JBR Motorsport & Engineering GmbH B.Gentgen(DEU)	<b>ADAC Nordrhein e.V.</b> Formel ADAC powered by Volkswagen	3	<b>2:28.651</b>	9.265	0.848	143,4	10:48:38
20	23 JBR Motorsport & Engineering GmbH H.Utsch(DEU)	Formel ADAC powered by Volkswagen	3	<b>2:29.981</b>	10.595	1.330	142,1	10:48:33


Qualifying Time: 2:33.816      MIN LAPS : 2      Percent: 110%

**Subject to final scrutineering!**

Publications Time:

Clerk of the course:

Time Keeping:



# Formel ADAC

## Result List Qualifying 2nd Best



Provisional

Reg. Nr.: SAMS 24-01-2013

Saturday 14.9.2013 10:40

Slovakiaring, Length: 5922 m

Air temperature: 12.9°C

Track temperature: 14.1°C

Weather condition: Dry

started : 20      classified : 19      not classified : 1

	Drivers	Sponsor	Car	Lap	Best Time	Gap	Diff	Kph	Day Time
1	7 N.Beer		Formel ADAC powerd by Volksw.	3	<b>2:19.743</b>			152,6	10:47:35
2	15 A.Picariello		Formel ADAC powerd by Volksw.	4	<b>2:19.913</b>	0.170	0.170	152,4	10:49:49
3	26 R.Boschung		Formel ADAC powerd by Volksw.	4	<b>2:20.528</b>	0.615	0.785	151,7	10:49:53
4	16 J.Kremer		Formel ADAC powerd by Volksw.	2	<b>2:21.339</b>	0.811	1.596	150,8	10:45:07
5	11 H.Grapp		Formel ADAC powerd by Volksw.	3	<b>2:21.440</b>	0.101	1.697	150,7	10:47:51
6	8 S.Riener		Formel ADAC powerd by Volksw.	4	<b>2:22.890</b>	1.450	3.147	149,2	10:50:03
7	9 M.Günther		Formel ADAC powerd by Volksw.	2	<b>2:22.927</b>	0.037	3.184	149,2	10:45:31
8	6 M.Dienst	ADAC Nordbaden e.V.	Formel ADAC powerd by Volksw.	3	<b>2:22.961</b>	0.034	3.218	149,1	10:47:48
9	24 S.Kox		Formel ADAC powerd by Volksw.	3	<b>2:23.336</b>	0.375	3.593	148,7	10:47:43
10	17 F.Schiller		Formel ADAC powerd by Volksw.	3	<b>2:23.538</b>	0.202	3.795	148,5	10:47:29
11	2 C.O'Keeffe		Formel ADAC powerd by Volksw.	3	<b>2:23.546</b>	0.008	3.803	148,5	10:48:31
12	4 B.Visser		Formel ADAC powerd by Volksw.	4	<b>2:23.822</b>	0.276	4.079	148,2	10:51:19
13	10 K.Schramm		Formel ADAC powerd by Volksw.	4	<b>2:24.500</b>	0.678	4.757	147,5	10:51:54
14	14 G.Maggi		Formel ADAC powerd by Volksw.	3	<b>2:26.221</b>	1.721	6.478	145,8	10:48:04
15	5 I.Dontje		Formel ADAC powerd by Volksw.	4	<b>2:26.223</b>	0.002	6.480	145,8	10:51:07
16	20 M.Gatz	ADAC Westfalen Team Sport	Formel ADAC powerd by Volksw.	3	<b>2:27.479</b>	1.256	7.736	144,6	10:47:57
17	22 B.Gentgen	ADAC Nordrhein e.V.	Formel ADAC powerd by Volksw.	4	<b>2:29.152</b>	1.673	9.409	142,9	10:51:07
18	3 M.Jensen		Formel ADAC powerd by Volksw.	2	<b>2:29.247</b>	0.095	9.504	142,8	10:45:51
19	19 K.Giersiepen	ADAC Westfalen Team Sport	Formel ADAC powerd by Volksw.	2	<b>2:33.248</b>	4.001	13.505	139,1	10:46:06
<b>not classified</b>									
	23 H.Utsch		Formel ADAC powerd by Volksw.	4	<b>2:34.874</b>	1.626	15.131	137,7	10:51:08


Qualifying Time: 2:34.067      Percent: 110%

Subject to final scrutineering!

Publications Time:

Clerk of the course:

Time Keeping:



# Formel ADAC

## Lap analysis Qualifying



Provisional

Reg. Nr.: SAMS 24-01-2013

Saturday 14.9.2013 10:40


Slovakiaring, Length: 5922 m

Air temperature: 12.9°C

Track temperature: 13.9°C

Weather condition: Wet

Lap	Time	SE1	SP1	SE2	SP2	SE3	SP3	TSP	Lap	Time	SE1	SP1	SE2	SP2	SE3	SP3	TSP
<b>2</b> Callan O'Keeffe, RSA ,									<b>theoretical besttime: 2:21.913</b>								
1	3:42.737	2:01.526		1:11.612		29.599			<b>4</b>	<b>2:22.033</b>	<i>44.889</i>		<b>1:07.993</b>		29.151		
2	2:25.115	45.601		1:10.172		29.342			5	16:40.542	14:20.535		1:30.969		49.038		
3	2:23.546	46.013		1:08.502		<b>29.031</b>											
<b>3</b> Mikkel Jensen, DNK ,									<b>theoretical besttime: 2:24.850</b>								
1	3:21.879	1:37.588		1:13.806		30.485			5	2:44.896	45.923		1:18.564		40.409		
2	2:29.247	45.814		1:13.905		<b>29.528</b>			6	9:32.676	7:42.423		1:18.024		32.229		
3	2:34.937	<b>44.890</b>		1:20.482		29.565			7	2:46.306	50.130		1:14.434		41.742		
4	<b>2:25.334</b>	45.291		<b>1:10.432</b>		29.611											
<b>4</b> Beitske Visser, NLD ,									<b>theoretical besttime: 2:22.770</b>								
1	4:05.405	2:20.512		1:13.945		30.948			5	2:43.991	46.557		1:17.348		40.086		
2	2:26.829	47.938		1:09.377		<b>29.514</b>			6	8:51.876	7:04.111		1:16.959		30.806		
3	<b>2:23.498</b>	45.481		<b>1:08.079</b>		29.938			7	2:47.470	51.587		1:16.182		39.701		
4	2:23.822	<b>45.177</b>		1:09.021		29.624											
<b>5</b> Indy Dontje, NLD ,									<b>theoretical besttime: 2:24.355</b>								
1	3:50.228	2:04.397		1:15.281		30.550			5	2:38.218	46.060		1:13.999		38.159		
2	2:26.665	46.758		1:09.818		30.089			6	9:19.580	7:29.185		1:18.272		32.123		
3	<b>2:24.355</b>	<b>45.699</b>		<b>1:08.601</b>		<b>30.055</b>			7	2:44.735	51.339		1:13.830		39.566		
4	2:26.223	45.971		1:09.446		30.806											
<b>6</b> Marvin Dienst, DEU ,									<b>theoretical besttime: 2:21.374</b>								
1	3:01.029	1:18.645		1:12.373		30.011			5	2:39.997	<i>45.064</i>		1:07.954		46.979		
2	2:24.808	46.591		1:08.912		29.305			6	10:05.341	8:21.757		1:13.076		30.508		
3	2:22.961	45.716		1:08.262		28.983			7	2:31.510	48.607		1:12.394		30.509		
4	<b>2:21.496</b>	45.186		<b>1:07.387</b>		<b>28.923</b>			8	3:07.911	51.450		1:25.792		50.669		
<b>7</b> Nicolas Beer, DEN ,									<b>theoretical besttime: 2:19.382</b>								
1	2:53.291	1:12.582		1:10.876		29.833			5	3:05.850	44.147		1:06.695		1:15.008		
2	2:22.737	45.505		1:08.097		29.135			6	10:02.308	8:12.436		1:17.036		32.836		
3	2:19.743	44.316		<b>1:06.590</b>		28.837			7	2:56.225	50.714		1:17.202		48.309		
4	<b>2:19.386</b>	<b>44.052</b>		1:06.594		<b>28.740</b>											
<b>8</b> Stefan Riener, AUT ,									<b>theoretical besttime: 2:21.732</b>								
1	2:54.066	1:12.222		1:11.802		30.042			5	2:44.749	45.379		1:10.969		48.401		
2	2:24.494	45.939		1:09.044		29.511			6	10:16.084	8:23.561		1:19.602		32.921		
3	<b>2:22.014</b>	45.009		<b>1:08.205</b>		<b>28.800</b>			7	2:43.380	50.428		1:12.543		40.409		
4	2:22.890	<b>44.727</b>		1:08.252		29.911											
<b>9</b> Maximilian Günther, DEU ,									<b>theoretical besttime: 2:20.461</b>								
1	3:09.058	1:23.658		1:15.004		30.396			5	2:37.248	<i>44.700</i>		1:08.048		44.500		
2	2:22.927	45.268		1:08.376		29.283			6	10:07.636	8:21.481		1:14.915		31.240		
3	2:24.684	45.094		1:10.117		29.473											
4	<b>2:20.494</b>	44.733		<b>1:06.695</b>		<b>29.066</b>											
<b>10</b> Kim Luis Schramm, DEU ,									<b>theoretical besttime: 2:22.952</b>								
1	4:38.896	2:53.755		1:14.645		30.496			5	3:00.425	51.276		1:24.324		44.825		
2	2:27.551	47.556		1:10.798		<b>29.197</b>			6	9:52.585	8:12.891		1:09.968		29.726		
3	<b>2:23.157</b>	45.425		<b>1:08.481</b>		29.251			7	2:55.176	50.349		1:20.700		44.127		
4	2:24.500	<b>45.274</b>		1:09.419		29.807											



# Formel ADAC

## Lap analysis Qualifying



Provisional

Reg. Nr.: SAMS 24-01-2013

Saturday 14.9.2013 10:40

Slovakiaring, Length: 5922 m

Air temperature: 12.9°C

Track temperature: 13.9°C

Weather condition: Wet

Lap	Time	SE1	SP1	SE2	SP2	SE3	SP3	TSP	Lap	Time	SE1	SP1	SE2	SP2	SE3	SP3	TSP
<b>11</b>	Hendrik Grapp, DEU ,								<b>theoretical besttime: 2:20.837</b>								
1	3:06.655	1:24.807		1:11.882		29.966			5	3:05.382	45.142		1:41.075		39.165		
2	2:23.627	46.281		1:07.869		29.477			6	10:46.730	8:48.927		1:27.695		30.108		
3	2:21.440	45.323		1:07.167		<b>28.950</b>			7	2:42.011	47.569		1:16.649		37.793		
4	<b>2:21.115</b>	<b>44.894</b>		<b>1:06.993</b>		29.228											

<b>14</b>	Giorgio Maggi, CHE ,								<b>theoretical besttime: 2:24.812</b>								
1	3:11.214	1:26.646		1:14.114		30.454			5	2:42.188	46.883		1:10.127		45.178		
2	2:27.472	47.709		1:10.108		29.655			6	10:00.345	8:12.767		1:16.033		31.545		
3	2:26.221	48.029		1:08.717		29.475			7	2:52.056	50.040		1:16.013		46.003		
4	<b>2:24.812</b>	<b>46.701</b>		<b>1:08.669</b>		<b>29.442</b>											

<b>15</b>	Alessio Picariello, BEL ,								<b>theoretical besttime: 2:19.440</b>								
1	2:48.596	1:09.387		1:09.670		29.539			5	2:25.678	44.772		1:08.673		32.233		
2	2:21.032	44.948		1:07.212		28.872			6	2:42.998	50.810		1:14.657		37.531		
3	<b>2:19.785</b>	<b>44.165</b>		1:06.869		<b>28.751</b>			7	9:04.975	7:23.760		1:11.518		29.697		
4	2:19.913	44.420		<b>1:06.524</b>		28.969			8	2:40.851	45.619		1:18.948		36.284		

<b>16</b>	Jason Kremer, DEU ,								<b>theoretical besttime: 2:20.841</b>								
1	2:45.819	1:03.418		1:13.151		29.250			5	2:36.417	44.588		1:08.877		42.952		
2	2:21.339	44.723		1:07.596		<b>29.020</b>			6	10:01.525	8:18.771		1:12.125		30.629		
3	2:34.833	44.426		1:21.256		29.151			7	2:26.061	46.829		1:09.350		29.882		
4	<b>2:21.210</b>	<b>44.423</b>		<b>1:07.398</b>		29.389			8	3:20.762	58.771		1:33.059		48.932		


<b>17</b>	Fabian Schiller, DEU ,								<b>theoretical besttime: 2:22.393</b>								
1	2:43.898	1:02.838		1:11.209		29.851			5	2:47.876	45.531		1:15.550		46.795		
2	<b>2:22.638</b>	45.030		<b>1:08.459</b>		<b>29.149</b>			6	9:52.144	8:10.167		1:11.345		30.632		
3	2:23.538	44.969		1:08.844		29.725			7	2:28.402	47.178		1:11.321		29.903		
4	2:28.045	<b>44.785</b>		1:13.156		30.104			8	3:15.748	55.121		1:33.910		46.717		

<b>19</b>	Kim Alexander Giersiepen, DEU ,								<b>theoretical besttime: 2:25.942</b>								
1	3:33.038	1:43.210		1:18.159		31.669			4	2:32.440	46.520		<b>1:09.392</b>		36.528		
2	2:33.248	50.161		1:12.677		30.410			5	11:43.981	9:57.989		1:14.574		31.418		
3	<b>2:27.803</b>	48.157		1:09.616		<b>30.030</b>			6	3:01.606	51.303						

<b>20</b>	Martin Gatz, DEU ,								<b>theoretical besttime: 2:25.564</b>								
1	3:00.553	1:12.413		1:17.100		31.040			<b>4</b>	<b>2:25.564</b>	46.189		<b>1:09.504</b>		<b>29.871</b>		
2	2:29.936	48.204		1:11.563		30.169											
3	2:27.479	46.772		1:10.783		29.924											

<b>22</b>	Benedikt Gentgen, DEU ,								<b>theoretical besttime: 2:27.487</b>								
1	3:34.501	1:42.053		1:18.752		33.696			5	2:47.046	48.013		1:16.936		42.097		
2	2:35.290	51.238		1:13.692		30.360			6	9:28.819	7:42.428		1:15.358		31.033		
3	<b>2:28.651</b>	47.687		<b>1:10.716</b>		<b>30.248</b>			7	2:45.356	49.430		1:14.503		41.423		
4	2:29.152	<b>46.523</b>		1:10.849		31.780											

<b>23</b>	Hannes Utsch, DEU ,								<b>theoretical besttime: 2:28.937</b>								
1	3:28.093	1:36.298		1:19.740		32.055			5	2:43.705	48.602		1:13.963		41.140		
2	2:35.152	51.271		1:12.854		31.027			6	9:00.691	7:12.240		1:16.173		32.278		
3	<b>2:29.981</b>	48.842		<b>1:11.096</b>		<b>30.043</b>											
4	2:34.874	<b>47.798</b>		1:16.569		30.507											



# Formel ADAC

## Lap analysis Qualifying



Provisional

Reg. Nr.: SAMS 24-01-2013

Saturday 14.9.2013 10:40

Slovakiaring, Length: 5922 m

Air temperature: 12.9°C

Track temperature: 13.9°C

Weather condition: Wet

Lap	Time	SE1	SP1	SE2	SP2	SE3	SP3	TSP	Lap	Time	SE1	SP1	SE2	SP2	SE3	SP3	TSP
<b>24</b>	Stephane Kox, NLD ,								<b>theoretical besttime: 2:21.857</b>								
1	2:52.598	1:09.407		1:13.221		29.970			5	3:00.561	44.611		1:30.542		45.408		
2	2:27.545	45.887		1:11.680		29.978			6	9:39.374	7:55.849		1:13.215		30.310		
3	2:23.336	45.240		1:09.052		<b>29.044</b>			7	2:37.810	47.813		1:10.494		39.503		
4	<b>2:21.898</b>	<b>44.454</b>		<b>1:08.359</b>		29.085			8	3:08.493	53.095		1:25.598		49.800		
<b>26</b>	Ralph Boschung, CHE ,								<b>theoretical besttime: 2:20.316</b>								
1	2:50.218	1:06.830		1:13.386		30.002			5	2:27.008	44.697		1:10.509		31.802		
2	2:22.239	45.209		1:08.054		28.976			6	2:41.585	49.565		1:14.076		37.944		
3	<b>2:20.328</b>	44.562		<b>1:06.982</b>		<b>28.784</b>											
4	2:20.528	<b>44.550</b>		1:07.035		28.943											