

ADAC GT Masters

Result List Qualifying 1



Provisional

Reg. Nr.: SAMS 24-01-2013

Friday 13.9.2013 17:10

Slovakiaring, Length: 5922 m

Air temperature: 15.1°C

Track temperature: 17.5°C

Weather condition: Dry

started : 22 classified : 22 not classified : 0

	Drivers	Team	Car	Lap	Best Time	Gap	Diff	Kph	Day Time
1	14 F.Kechele/D.Schwager	Lambda Performance	Ford GT GT3	3	2:02.341			174,3	17:45:16
2	12 S.Knap/J.den Boer	DB Motorsport	BMW Z4 GT3	2	2:03.000	0.659	0.659	173,3	17:37:13
3	6 P.Frommenwiler/M.Farnbacher	Farnbacher Racing	Porsche 911 GT3 R	4	2:03.328	0.987	0.328	172,9	17:50:12
4	10 M.Götz/M.Buhk	Polarweiss Racing	Mercedes Benz SLS AMG GT3	3	2:03.334	0.993	0.006	172,9	17:45:26
5	27 C.Mies/R.Rast	Prosperia C. Abt Racing	Audi R8 LMS Ultra	4	2:03.482	1.141	0.148	172,7	17:46:55
6	20 M.Sandritter/J.Müller	PIXUM Team Schubert	BMW Z4 GT3	3	2:03.631	1.290	0.149	172,4	17:39:19
7	28 C.Jöns/M.Winkelhock	Prosperia C. Abt Racing	Audi R8 LMS Ultra	4	2:03.770	1.429	0.139	172,2	17:45:22
8	7 D.Jahn/J.Aeberhard	Farnbacher Racing	Porsche 911 GT3 R	3	2:04.250	1.909	0.480	171,6	17:38:21
9	19 C.Hürtgen/D.Baumann	PIXUM Team Schubert	BMW Z4 GT3	4	2:04.317	1.976	0.067	171,5	17:50:17
10	1 F.Stoll/S.Asch	MS RACING	Audi R8 LMS Ultra	4	2:04.510	2.169	0.193	171,2	17:41:37
11	8 R.Renauer/M.Ragginger	Tonino powered by Herberth Motors	Porsche 911 GT3 R	7	2:04.714	2.373	0.204	170,9	17:48:57
12	3 A.Wirth/C.Hohenadel	Callaway Competition	Corvette Z06.R GT3	5	2:04.720	2.379	0.006	170,9	17:46:28
13	11 S.Afanasiev/A.Simonsen	Polarweiss Racing	Mercedes Benz SLS AMG GT3	3	2:04.808	2.467	0.088	170,8	17:46:43
14	26 R.Frey/C.Haase	Prosperia C. Abt Racing	Audi R8 LMS Ultra	5	2:04.934	2.593	0.126	170,6	17:44:17
15	16 F.Sladecka/P.Geipel	THE BOSS YACO Racing	Audi R8 LMS Ultra	6	2:05.498	3.157	0.564	169,9	17:38:17
16	17 R.Lips(*G*)/L.Marionek	Callaway Competition	Corvette Z06.R GT3	7	2:06.178	3.837	0.680	169,0	17:42:26
17	9 R.Bourdeaux(*G*)/A.Renauer	Tonino powered by Herberth Motors	Porsche 911 GT3 R	8	2:06.503	4.162	0.325	168,5	17:44:16
18	5 C.Nielsen(*G*)/K.Giermaziak	Farnbacher Racing	Porsche 911 GT3 R	5	2:06.616	4.275	0.113	168,4	17:37:50
19	18 T.Seiler(*G*)/M.Parisy	Callaway Competition	Corvette Z06.R GT3	9	2:07.093	4.752	0.477	167,7	17:48:21
20	100 A.Patel/D.Dobitsch	MS RACING	Audi R8 LMS Ultra	2	2:07.280	4.939	0.187	167,5	17:36:03
21	41 A.von Thurn und Taxis/S.Rosina	SaReNi United	Chevrolet Camaro GT	3	2:07.727	5.386	0.447	166,9	17:27:07
22	2 D.Alessi/D.Keilwitz	Callaway Competition	Corvette Z06.R GT3	2	2:09.043	6.702	1.316	165,2	17:25:32

Cancellation of relevant times for the cars 41,3, 10


(*G*) marks the Gentlemen driver

Subject to final scrutineering!

Publications Time:

Clerk of the course:

Time Keeping:



ADAC GT Masters

Lap Analysis Qualifying 1



Provisional

Reg. Nr.: SAMS 24-01-2013

Friday 13.9.2013 17:10


Slovakiaring, Length: 5922 m

Air temperature: 15.1°C

Track temperature: 17.5°C

Weather condition: Dry

Lap	Time	SE1	SP1	SE2	SP2	SE3	SP3	Lap	Time	SE1	SP1	SE2	SP2	SE3	SP3
1 Florian Stoll, DEU/ Sebastian Asch, DEU								theoretical besttime: 2:04.418							
1	15:22.127	13:52.215		1:04.500		25.412		5	2:11.275	40.505		59.399		31.371	
2	2:06.064	41.516		59.664		24.884		6	5:21.007	3:52.536		59.449		29.022	
3	2:04.705	40.617		59.056		25.032		7	2:28.051	40.597		1:10.270		37.184	
4	2:04.510	40.548		59.029		24.933									
2 Diego Alessi, ITA/ Daniel Keilwitz, DEU								theoretical besttime: 2:06.577							
1	3:23.176	1:45.387		1:09.970		27.819									
2	2:09.043	42.593		1:00.618		25.832									
3 Andreas Wirth, DEU/ Christian Hohenadel, DEU								theoretical besttime: 2:04.517							
1	14:11.784	12:35.450		1:05.436		30.898		4	2:09.688	40.285		1:01.429		27.974	
2	3:24.689	1:54.925		1:02.380		27.384		5	2:04.720	40.171		59.784		24.765	
		2:31.913	40.461	1:22.928		28.524									
3	2:05.390	40.287		1:00.386		24.717									
5 Christina Nielsen, DNK/ Kuba Giermaziak, POL								theoretical besttime: 2:06.037							
1	5:18.307	3:07.395		1:33.406		37.506		6	2:07.882	40.783		1:01.346		25.753	
2	2:38.547	49.506		1:09.289		39.752		7	2:30.023	46.289		1:15.270		28.464	
3	5:39.899	4:11.553		1:02.829		25.517		8	2:06.997	41.147		1:00.518		25.332	
4	2:07.185	41.708		1:00.208		25.269		9	2:17.453	43.548		1:03.258		30.647	
5	2:06.616	41.267		59.985		25.364									
6 Philipp Frommenwiler, CHE/ Mario Farnbacher, DEU								theoretical besttime: 2:03.328							
1	23:53.480	22:24.443		1:02.948		26.089		4	2:03.328	39.847		58.622		24.859	
2	2:11.989	44.822		1:02.087		25.080		5	2:36.817	51.063		1:09.717		36.037	
3	2:03.734	40.106		58.767		24.861		6	4:39.817	3:10.222		59.252		30.343	
7 David Jahn, DEU/ Jürg Aeberhard, CHE								theoretical besttime: 2:04.250							
1	14:11.931	12:37.439		1:06.449		28.043		5	7:24.061	5:59.536		59.482		25.043	
2	2:05.418	41.216		59.132		25.070		6	2:06.740	40.576		1:00.773		25.391	
3	2:04.250	40.496		58.718		25.036		7	2:23.998	47.961		1:04.063		31.974	
4	2:14.849	40.642		59.386		34.821									
8 Robert Renauer, DEU/ Martin Ragginger, AUT								theoretical besttime: 2:04.672							
1	3:05.378	1:31.828		1:07.502		26.048		5	14:32.836	13:05.878		1:01.748		25.210	
2	2:09.447	42.014		1:01.291		26.142		6	2:04.863	40.659		59.065		25.139	
3	2:05.120	40.742		59.264		25.114		7	2:04.714	40.701		58.990		25.023	
4	2:54.646	54.358		1:19.153		41.135		8	2:47.213	49.145		1:19.276		38.792	
9 Rene Bourdeaux, DEU/ Alfred Renauer, DEU								theoretical besttime: 2:06.458							
1	3:55.348	2:22.155		1:07.143		26.050		6	2:07.646	41.750		1:00.512		25.384	
2	2:09.155	42.715		1:00.899		25.541		7	2:06.945	41.430		1:00.217		25.298	
3	2:23.564	41.491		1:02.711		39.362		8	2:06.503	41.396		59.873		25.234	
4	7:20.280	5:54.107		1:00.765		25.408		9	2:23.867	45.980		1:05.902		31.985	
5	2:06.726	41.351		1:00.065		25.310									
10 Maximilian Götz, DEU/ Maximilian Buhk, DEU								theoretical besttime: 2:03.320							
1	21:19.506	19:42.156		1:10.750		26.600			2:12.105	41.237		1:02.902		27.966	
2	2:03.865	40.280		58.868		24.717		4	2:03.574	39.899		58.896		24.779	
3	2:03.334	39.737		58.882		24.715		5	2:15.816	41.776		1:01.986		32.054	



ADAC GT Masters

Lap Analysis Qualifying 1



Provisional

Reg. Nr.: SAMS 24-01-2013

Friday 13.9.2013 17:10

Slovakiaring, Length: 5922 m

Air temperature: 15.1°C

Track temperature: 17.5°C

Weather condition: Dry

Lap	Time	SE1	SP1	SE2	SP2	SE3	SP3	Lap	Time	SE1	SP1	SE2	SP2	SE3	SP3
11	Sergey Afanasiev, RUS/ Andreas Simonsen, SWE							theoretical besttime: 2:04.808							
1	22:33.244	21:03.380		1:04.338		25.526		4	2:18.470	40.753		1:09.767		27.950	
2	2:04.950	40.363		59.661		24.926		5	2:30.399	43.931		1:08.160		38.308	
3	2:04.808	40.292		59.605		24.911									

12	Simon Knap, NLD/ Jeroen den Boer, NLD							theoretical besttime: 2:02.987							
1	15:10.248	13:41.608		1:03.562		25.078		3	2:03.374	39.976		58.693		24.705	
2	2:03.000	39.989		58.334		24.677		4	2:26.811	46.069		1:07.332		33.410	

14	Frank Kechele, DEU/ Dominik Schwager, BEL							theoretical besttime: 2:02.341							
1	21:10.663	19:40.805		1:04.184		25.674		3	2:02.341	39.245		58.522		24.574	
2	2:03.264	39.840		58.685		24.739		4	2:13.583	42.504		1:01.561		29.518	

16	Filip Sladecka, SVK/ Philip Geipel, DEU							theoretical besttime: 2:05.368							
1	3:16.784	1:30.248		1:20.112		26.424		5	5:45.520	4:17.377		1:01.250		26.893	
2	2:07.081	42.043		59.697		25.341		6	2:05.498	40.991		59.407		25.100	
3	2:10.746	43.014		1:01.737		25.995		7	2:20.541	40.861		1:03.371		36.309	
4	2:51.643	56.459		1:16.698		38.486									

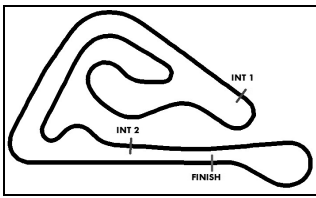
17	Remo Lips, CHE/ Lennart Marioneck, DEU							theoretical besttime: 2:06.164							
1	6:40.401	5:08.315		1:06.308		25.778		7	2:06.178	40.586		1:00.579		25.013	
2	2:32.541	42.037		1:15.388		35.116		8	2:13.567	40.646		1:00.733		32.188	
3	4:47.274	3:17.922		1:02.813		26.539		9	3:36.532	2:02.981		1:07.075		26.476	
4	2:07.042	41.096		1:00.646		25.300		10	2:07.185	40.868		1:00.920		25.397	
5	2:06.882	40.965		1:00.805		25.112		11	2:39.942	49.428		1:15.801		34.713	
6	2:06.345	40.755		1:00.591		24.999									

18	Toni Seiler, CHE/ Mike Parisy, FRA							theoretical besttime: 2:07.093							
1	3:37.681	2:00.528		1:10.272		26.881		6	5:01.701	3:32.757		1:03.634		25.310	
2	2:11.585	43.615		1:02.685		25.285		7	2:07.466	41.120		1:01.182		25.164	
3	2:26.943	41.665		1:03.542		41.736		8	2:07.611	41.163		1:01.292		25.156	
4	5:35.459	4:04.613		1:05.377		25.469		9	2:07.093	40.922		1:01.032		25.139	
5	3:05.600	41.300		1:48.440		35.860		10	2:33.927	44.207		1:10.019		39.701	

19	Claudia Hürtgen, DEU/ Dominik Baumann, AUT							theoretical besttime: 2:03.938							
1	23:49.689	22:07.315		1:13.474		28.900		5	2:34.579	49.320		1:08.067		37.192	
2	2:19.065	46.522		1:07.267		25.276		6	4:12.783	2:44.316		1:03.176		25.291	
3	2:04.509	40.477		59.015		25.017		7	2:04.464	40.437		59.146		24.881	
4	2:04.317	40.061		59.394		24.862									

20	Max Sandritter, DEU/ Jörg Müller, DEU							theoretical besttime: 2:03.630							
1	15:11.500	13:43.308		1:03.037		25.155		4	2:10.932	41.812		1:03.506		25.614	
2	2:04.285	40.447		58.970		24.868		5	2:20.491	40.242		1:07.376		32.873	
3	2:03.631	40.063		58.699		24.869									

26	Rahel Frey, CHE/ Christopher Haase, DEU							theoretical besttime: 2:04.894							
1	14:17.239	12:40.759		1:03.876		32.604		5	2:04.934	40.167		59.711		25.056	
2	3:24.556	1:55.659		1:03.561		25.336		6	2:04.976	40.224		59.736		25.016	
3	2:12.127	40.529		1:06.522		25.076		7	2:06.041	40.615		1:00.408		25.018	
4	2:18.875	42.390		1:09.753		26.732		8	3:10.152	40.392		1:53.227		36.533	



ADAC GT Masters

Lap Analysis Qualifying 1



Provisional

Reg. Nr.: SAMS 24-01-2013

Friday 13.9.2013 17:10


Slovakiaring, Length: 5922 m

Air temperature: 15.1°C

Track temperature: 17.5°C

Weather condition: Dry

Lap	Time	SE1	SP1	SE2	SP2	SE3	SP3	Lap	Time	SE1	SP1	SE2	SP2	SE3	SP3
27	Christopher Mies, DEU/ Rene Rast, DEU							theoretical besttime: 2:03.370							
1	20:41.115	18:54.360		1:16.799		29.956		4	2:03.482	39.906		58.742		24.834	
2	2:04.052	40.521		58.734		24.797		5	2:19.950	39.839		58.736		41.375	
3	2:07.267	40.069		58.837		28.361									
28	Christer Jöns, DEU/ Markus Winkelhock, DEU							theoretical besttime: 2:03.612							
1	17:58.829	16:22.207		1:05.851		30.771		5	2:09.461	39.824		1:02.095		27.542	
2	3:15.528	1:49.049		1:00.484		25.995		6	2:04.761	40.102		59.454		25.205	
3	2:04.007	40.093		58.810		25.104		7	2:19.376	41.000		1:04.748		33.628	
4	2:03.770	39.857		58.935		24.978									
41	Albert von Thurn und Taxis, DEU/ Stefan Rosina, SVK							theoretical besttime: 2:07.534							
1	2:51.003	1:16.942		1:05.105		28.956		7	2:12.810	41.508		1:01.860		29.442	
2	2:08.895	41.478		1:02.055		25.362		8	4:09.413	2:41.695		1:02.520		25.198	
3	2:07.727	41.215		1:01.442		25.070		9	2:07.782	41.074		1:01.690		25.018	
4	2:25.185	44.576		1:07.741		32.868		10	2:23.937	43.656		1:05.367		34.914	
5	7:34.023	6:06.522		1:02.331		25.170		11	4:17.348	2:50.329		1:01.931		25.088	
	2:09.524	41.308		1:02.894		25.322		12	2:53.604	41.085		1:33.841		38.678	
6	2:08.883	41.695		1:02.042		25.146									
100	Aditya Patel, IND/ Daniel Dobitsch, AUT							theoretical besttime: 2:05.810							
1	13:56.021	12:18.304		1:11.539		26.178		3	2:07.581	40.981		1:01.559		25.041	
2	2:07.280	42.404		59.788		25.088									



ADAC GT Masters

Start Grid Race 1



Provisional

Reg. Nr.: SAMS 24-01-2013

Amended
13.9.2013 - 20:53

Slovakiaring, Length: 5922 m

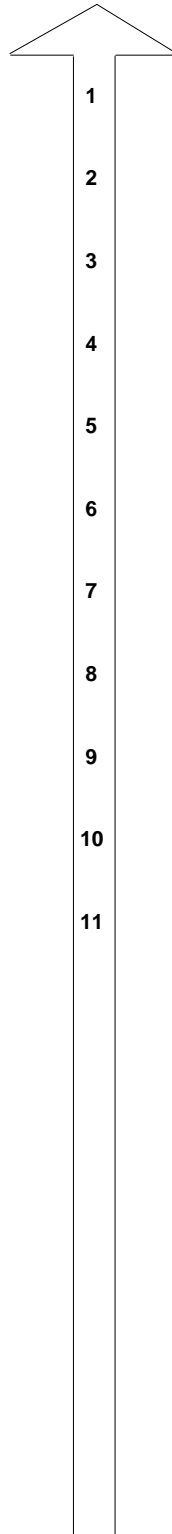
Air temperature: 13.2°C

Track temperature: 15.9°C

Weather condition: Dry

Saturday 14.9.2013 12:15

12 DB Motorsport	2:03.000
Simon Knap/ Jeroen den Boer	
10 Polarweiss Racing	2:03.334
Maximilian Götz/ Maximilian Buhk	
20 PIXUM Team Schubert	2:03.631
Max Sandritter/ Jörg Müller	
7 Farnbacher Racing	2:04.250
David Jahn/ Jörg Aeberhard	
8 Tonino powered by Herberth Moto	2:04.714
Robert Renauer/ Martin Ragginger	
11 Polarweiss Racing	2:04.808
Sergey Afanasiev/ Andreas Simonse	
16 THE BOSS YACO Racing	2:05.498
Filip Sladicka/ Philip Geipel	
9 Tonino powered by Herberth Moto	2:06.503
Rene Bourdeaux/ Alfred Renauer	
18 Callaway Competition	2:07.093
Toni Seiler/ Mike Parisy	
1 MS RACING	2:04.510
Florian Stoll/ Sebastian Asch	
2 Callaway Competition	2:09.043
Diego Alessi/ Daniel Keilwitz	



POLE POSITION

14 Lambda Performance	2:02.341
Frank Kechele/ Dominik Schwager	
6 Farnbacher Racing	2:03.328
Philipp Frommenwiler/ Mario Farnbacher	
27 Prosperia C. Abt Racing	2:03.482
Christopher Mies/ Rene Rast	
28 Prosperia C. Abt Racing	2:03.770
Christer Jöns/ Markus Winkelhock	
19 PIXUM Team Schubert	2:04.317
Claudia Hürtgen/ Dominik Baumann	
3 Callaway Competition	2:04.720
Andreas Wirth/ Christian Hohenadel	
26 Prosperia C. Abt Racing	2:04.934
Rahel Frey/ Christopher Haase	
17 Callaway Competition	2:06.178
Remo Lips/ Lennart Marioneck	
5 Farnbacher Racing	2:06.616
Christina Nielsen/ Kuba Giermaziak	
100 MS RACING	2:07.280
Aditya Patel/ Daniel Dobitsch	
41 SaReNi United	2:07.727
Albert von Thurn und Taxis/ Stefan F	

Following stewards decision no. 13 - drop of 10 grid positions for car no. 1

Publications Time:

Race Director:

Time Keeping: