

# ADAC GT Masters

## Results Qualifying 2



Provisional

Reg. Nr.: SAMS 24-01-2013

Amended  
13.9.2013 - 20:54

Slovakiaring, Length: 5922 m

Air temperature: 13.2°C

Track temperature: 15.9°C

Weather condition: Dry

Friday 13.9.2013 17:50

started : 22      classified : 21      not classified : 1

	Drivers	Team	Car	Lap	Best Time	Gap	Diff	Kph	Day Time
1	28 C.Jöns/M.Winkelhock	Prosperia C. Abt Racing	Audi R8 LMS Ultra	3	<b>2:02.584</b>			173,9	18:16:47
2	26 R.Frey/C.Haase	Prosperia C. Abt Racing	Audi R8 LMS Ultra	6	<b>2:02.606</b>	0.022	0.022	173,9	18:31:37
3	27 C.Mies/R.Rast	Prosperia C. Abt Racing	Audi R8 LMS Ultra	3	<b>2:02.631</b>	0.047	0.025	173,8	18:19:45
4	19 C.Hürtgen/D.Baumann	PIXUM Team Schubert	BMW Z4 GT3	4	<b>2:02.644</b>	0.060	0.013	173,8	18:31:46
5	10 M.Götz/M.Buhk	Polarweiss Racing	Mercedes Benz SLS AMG GT3	2	<b>2:02.944</b>	0.360	0.300	173,4	18:15:22
6	18 T.Seiler(*G*)/M.Parisy	Callaway Competition	Corvette Z06.R GT3	4	<b>2:03.115</b>	0.531	0.171	173,2	18:17:21
7	20 M.Sandritter/J.Müller	PIXUM Team Schubert	BMW Z4 GT3	3	<b>2:03.136</b>	0.552	0.021	173,1	18:14:49
8	12 S.Knap/J.den Boer	DB Motorsport	BMW Z4 GT3	3	<b>2:03.388</b>	0.804	0.252	172,8	18:16:38
9	3 A.Wirth/C.Hohenadel	Callaway Competition	Corvette Z06.R GT3	4	<b>2:03.425</b>	0.841	0.037	172,7	18:32:59
10	2 D.Alessi/D.Keilwitz	Callaway Competition	Corvette Z06.R GT3	4	<b>2:03.554</b>	0.970	0.129	172,5	18:17:10
11	6 P.Frommenwiler/M.Farnbacher	Farnbacher Racing	Porsche 911 GT3 R	3	<b>2:03.556</b>	0.972	0.002	172,5	18:18:23
12	100 A.Patel/D.Dobitsch	MS RACING	Audi R8 LMS Ultra	3	<b>2:03.574</b>	0.990	0.018	172,5	18:19:54
13	11 S.Afanasiev/A.Simonsen	Polarweiss Racing	Mercedes Benz SLS AMG GT3	2	<b>2:03.594</b>	1.010	0.020	172,5	18:14:48
14	1 F.Stoll/S.Asch	MS RACING	Audi R8 LMS Ultra	8	<b>2:03.770</b>	1.186	0.176	172,2	18:37:16
15	8 R.Renauer/M.Ragginger	Tonino powered by Herberth Motors	Porsche 911 GT3 R	3	<b>2:03.958</b>	1.374	0.188	172,0	18:16:37
16	9 R.Bourdeaux(*G*)/A.Renauer	Tonino powered by Herberth Motors	Porsche 911 GT3 R	3	<b>2:04.197</b>	1.613	0.239	171,7	18:14:36
17	16 F.Sladecka/P.Geipel	THE BOSS YACO Racing	Audi R8 LMS Ultra	3	<b>2:04.465</b>	1.881	0.268	171,3	18:16:45
18	5 C.Nielsen(*G*)/K.Giermaziak	Farnbacher Racing	Porsche 911 GT3 R	5	<b>2:04.761</b>	2.177	0.296	170,9	18:22:48
19	41 A.von Thurn und Taxis/S.Rosina	SaReNi United	Chevrolet Camaro GT	3	<b>2:05.152</b>	2.568	0.391	170,3	18:17:15
20	7 D.Jahn/J.Aeberhard	Farnbacher Racing	Porsche 911 GT3 R	4	<b>2:05.312</b>	2.728	0.160	170,1	18:18:33
21	17 R.Lips(*G*)/L.Marionek	Callaway Competition	Corvette Z06.R GT3	3	<b>2:05.580</b>	2.996	0.268	169,8	18:15:03
<b>excluded</b>									
	14 F.Kechele/D.Schwager	Lambda Performance	Ford GT GT3						

Cancelation of relevant times for the cars 8, 28, 12, 41, 26, 9

Following stewards decision no. 16 - exclusion for the car no. 14


(\*G\*) marks the Gentlemen driver

**Subject to final scrutineering!**

Publications Time:

Clerk of the course:

Time Keeping:



# ADAC GT Masters

## Lap Analysis Qualifying 2



Provisional

Reg. Nr.: SAMS 24-01-2013

Friday 13.9.2013 17:50


Slovakiaring, Length: 5922 m

Air temperature: 14.4°C

Track temperature: 16.5°C

Weather condition: Dry

Lap	Time	SE1	SP1	SE2	SP2	SE3	SP3	Lap	Time	SE1	SP1	SE2	SP2	SE3	SP3
<b>1</b> Florian Stoll, DEU/ Sebastian Asch, DEU								<b>theoretical besttime: 2:03.551</b>							
1	14:20.446	12:53.309		1:01.825		25.312		6	2:04.413	40.263		59.091		25.059	
2	2:04.610	40.885		58.849		24.876		7	2:04.025	40.326		58.699		25.000	
3	2:04.365	40.673		58.824		<b>24.868</b>		<b>8</b>	<b>2:03.770</b>	40.206		<b>58.695</b>		24.869	
4	2:11.549	42.950		1:02.844		25.755		9	2:03.979	39.988		58.933		25.058	
5	2:23.252	49.978		1:07.364		25.910									
<b>2</b> Diego Alessi, ITA/ Daniel Keilwitz, DEU								<b>theoretical besttime: 2:03.478</b>							
1	2:46.311	1:10.679		1:09.540		26.092		6	7:20.611	5:55.446		1:00.258		24.907	
2	2:16.800	43.940		1:07.742		25.118		7	2:04.065	39.867		59.438		24.760	
3	2:04.046	40.077		59.227		<b>24.742</b>		8	2:12.571	40.967		1:06.052		25.552	
4	<b>2:03.554</b>	<b>39.719</b>		<b>59.017</b>		24.818		9	2:18.724	39.958		1:03.602		35.164	
5	2:12.338	40.283		1:01.678		30.377									
<b>3</b> Andreas Wirth, DEU/ Christian Hohenadel, DEU								<b>theoretical besttime: 2:03.425</b>							
1	18:31.635	16:43.578		1:16.994		31.063		5	2:18.535	43.222		1:08.685		26.628	
2	2:19.603	46.930		1:07.477		25.196		6	2:11.987	45.103		1:01.829		25.055	
3	2:04.430	40.319		59.344		24.767		7	2:17.324	39.934		59.200		38.190	
4	<b>2:03.425</b>	<b>39.536</b>		<b>59.161</b>		<b>24.728</b>									
<b>5</b> Christina Nielsen, DNK/ Kuba Giermaziak, POL								<b>theoretical besttime: 2:04.523</b>							
1	6:18.998	4:45.826		1:06.169		27.003		6	2:20.200	49.615		1:04.939		25.646	
2	2:14.647	43.383		1:04.055		27.209		7	2:04.966	40.726		<b>59.096</b>		25.144	
3	2:05.206	41.022		59.110		25.074		8	2:05.017	40.447		59.247		25.323	
4	2:04.842	40.581		59.154		25.107		9	2:15.757	40.608		1:00.297		34.852	
5	<b>2:04.761</b>	<b>40.376</b>		59.334		<b>25.051</b>									
<b>6</b> Philipp Frommenwiler, CHE/ Mario Farnbacher, DEU								<b>theoretical besttime: 2:03.475</b>							
1	6:15.993	4:44.295		1:05.767		25.931		4	2:03.811	40.319		58.616		24.876	
2	2:04.380	40.993		58.539		24.848		5	2:03.658	<i>40.124</i>		58.614		24.920	
3	<b>2:03.556</b>	40.205		<b>58.525</b>		<b>24.826</b>		6	2:19.393	41.574		1:01.654		36.165	
<b>7</b> David Jahn, DEU/ Jürg Aeberhard, CHE								<b>theoretical besttime: 2:05.312</b>							
1	4:08.164	2:36.800		1:05.452		25.912		<b>4</b>	<b>2:05.312</b>	<i>40.651</i>		<b>59.570</b>		<b>25.091</b>	
2	2:13.544	42.771		1:03.200		27.573		5	2:17.635	42.814		1:03.383		31.438	
3	2:06.448	41.363		59.949		25.136		6	18:20.147	16:30.861		1:07.937		41.349	
<b>8</b> Robert Renauer, DEU/ Martin Ragginger, AUT								<b>theoretical besttime: 2:03.841</b>							
1	2:18.404	52.642		1:00.411		25.351		4	2:05.677	40.132		59.103		26.442	
2	2:04.352	40.533		58.862		24.957		5	2:04.118	<i>40.078</i>		59.072		24.968	
	2:10.312	42.804		1:02.501		25.007		6	2:31.973	48.039		1:06.714		37.220	
3	<b>2:03.958</b>	40.195		<b>58.823</b>		<b>24.940</b>									
<b>9</b> Rene Bourdeaux, DEU/ Alfred Renauer, DEU								<b>theoretical besttime: 2:03.709</b>							
1	2:27.310	56.017		1:04.985		26.308		5	2:04.203	40.075		59.105		25.023	
2	2:04.568	40.823		<b>58.788</b>		24.957		6	2:17.556	40.033		1:03.929		33.594	
3	2:04.197	40.124		59.180		<b>24.893</b>		7	12:38.126	10:55.471		1:05.101		37.554	
4	<b>2:03.951</b>	<b>40.028</b>		58.981		24.942									
<b>10</b> Maximilian Götz, DEU/ Maximilian Buhk, DEU								<b>theoretical besttime: 2:02.604</b>							
1	5:19.869	3:46.243		1:07.480		26.146		5	2:12.189	39.406		1:03.114		29.669	
2	<b>2:02.944</b>	39.661		<b>58.639</b>		<b>24.644</b>		6	14:46.115	13:13.951		1:05.967		26.197	
3	2:16.798	39.847		1:10.321		26.630		7	2:27.210	40.583		1:03.505		43.122	
4	2:02.954	<b>39.321</b>		58.891		24.742									



# ADAC GT Masters

## Lap Analysis Qualifying 2



Provisional

Reg. Nr.: SAMS 24-01-2013

Friday 13.9.2013 17:50

Slovakiaring, Length: 5922 m

Air temperature: 14.4°C

Track temperature: 16.5°C

Weather condition: Dry

Lap	Time	SE1	SP1	SE2	SP2	SE3	SP3	Lap	Time	SE1	SP1	SE2	SP2	SE3	SP3
<b>11</b>	Sergey Afanasiev, RUS/ Andreas Simonsen, SWE							<b>theoretical besttime: 2:03.246</b>							
1	4:44.842	3:14.965		1:03.460		26.417		5	2:03.713	39.459		59.361		24.893	
2	<b>2:03.594</b>	39.735		<b>59.039</b>		24.820		6	2:03.782	39.752		59.282		<b>24.748</b>	
3	2:11.876	39.873		1:05.731		26.272		7	2:03.620	39.522		59.307		24.791	
4	2:26.289	45.539		1:14.243		26.507		8	2:33.229	47.845		1:08.410		36.974	

<b>12</b>	Simon Knap, NLD/ Jeroen den Boer, NLD							<b>theoretical besttime: 2:03.071</b>							
1	4:30.460	2:55.637		1:07.966		26.857		5	2:16.744	40.901		1:03.668		32.175	
2	2:04.999	40.352		59.805		24.842		6	12:59.278	11:33.624		1:00.184		25.470	
3	<b>2:03.388</b>	<b>39.750</b>		58.775		24.863		7	2:03.388	40.067		<b>58.493</b>		<b>24.828</b>	
4	2:05.446	39.820		58.983		26.643		8	2:35.719	47.922		1:08.347		39.450	
5	2:21.998	51.463		1:05.180		25.355									

<b>14</b>	Frank Kechele, DEU/ Dominik Schwager, BEL							<b>theoretical besttime: 2:02.512</b>							
1	3:23.227	1:51.733		1:05.981		25.513		7	8:27.669	7:01.497		1:00.998		25.174	
2	2:03.577	40.248		58.611		24.718		8	2:02.765	39.656		<b>58.432</b>		24.677	
3	2:03.361	39.724		58.904		24.733		<b>9</b>	<b>2:02.656</b>	39.418		58.576		<b>24.662</b>	
4	2:04.187	40.049		59.246		24.892		10	2:02.932	39.734		58.444		24.754	
5	2:03.014	39.654		58.685		24.675		11	2:21.456	41.272		1:06.068		34.116	
6	2:19.155	42.652		1:05.687		30.816									

<b>16</b>	Filip Sladecka, SVK/ Philip Geipel, DEU							<b>theoretical besttime: 2:04.142</b>							
1	2:52.720	1:09.885		1:09.443		33.392		4	2:04.509	40.149		59.272		25.088	
2	3:47.914	2:16.765		1:04.050		27.099		5	2:04.596	40.255		59.109		25.232	
3	<b>2:04.465</b>	40.425		<b>59.036</b>		<b>25.004</b>		6	3:18.290	40.102		2:00.901		37.287	


<b>17</b>	Remo Lips, CHE/ Lennart Marionek, DEU							<b>theoretical besttime: 2:05.362</b>							
1	2:49.200	1:14.742		1:07.267		27.191		7	2:19.034	44.300		1:02.002		32.732	
2	2:08.988	42.843		1:00.957		25.188		8	10:52.375	9:25.837		1:01.221		25.317	
3	<b>2:05.580</b>	40.685		<b>59.938</b>		<b>24.957</b>		9	2:05.905	40.467		1:00.341		25.097	
4	2:05.769	40.536		1:00.167		25.066		10	2:06.245	40.489		1:00.332		25.424	
5	2:14.479	44.349		1:02.019		28.111									
6	2:05.918	40.525		1:00.237		25.156									

<b>18</b>	Toni Seiler, CHE/ Mike Parisy, FRA							<b>theoretical besttime: 2:03.023</b>							
1	3:11.258	1:42.546		1:03.522		25.190		6	5:23.023	3:57.954		1:00.317		24.752	
2	2:03.930	40.026		59.324		<b>24.580</b>		7	2:03.577	39.805		<b>59.097</b>		24.675	
3	2:03.346	39.582		59.170		24.594		8	2:03.647	39.473		59.505		24.669	
4	<b>2:03.115</b>	<b>39.346</b>		59.132		24.637		9	2:17.861	39.949		1:03.348		34.564	
5	2:14.838	39.719		1:00.574		34.545									

<b>19</b>	Claudia Hürtgen, DEU/ Dominik Baumann, AUT							<b>theoretical besttime: 2:02.395</b>							
1	17:21.808	15:36.637		1:15.311		29.860		<b>4</b>	<b>2:02.644</b>	39.743		<b>58.122</b>		24.779	
2	2:18.030	50.012		1:02.921		25.097		5	2:02.986	39.765		58.520		<b>24.701</b>	
3	2:03.807	40.605		58.435		24.767		6	2:11.665	39.572		59.913		32.180	

<b>20</b>	Max Sandritter, DEU/ Jörg Müller, DEU							<b>theoretical besttime: 2:03.015</b>							
1	2:42.522	1:15.887		1:01.353		25.282		4	2:03.949	39.804		58.860		25.285	
2	2:03.575	40.181		58.483		<b>24.911</b>		5	2:03.605	39.827		58.692		25.086	
3	<b>2:03.136</b>	<b>39.657</b>		<b>58.447</b>		25.032		6	3:06.140	54.853		1:25.189		46.098	

<b>26</b>	Rahel Frey, CHE/ Christopher Haase, DEU							<b>theoretical besttime: 2:02.597</b>							
1	3:48.261	1:49.772		1:10.380		48.109		5	2:03.402	40.075		58.455		24.872	
2	2:41.858					32.961		<b>6</b>	<b>2:02.606</b>	39.758		<b>58.134</b>		<b>24.714</b>	
3	5:05.125	3:29.912		1:03.526		31.687		7	2:03.121	39.749		58.649		24.723	
4	7:56.595	6:32.271		59.316		25.008			2:32.305	41.822		1:04.624		45.859	



# ADAC GT Masters

## Lap Analysis Qualifying 2



Provisional

Reg. Nr.: SAMS 24-01-2013

Friday 13.9.2013 17:50

Slovakiaring, Length: 5922 m

Air temperature: 14.4°C

Track temperature: 16.5°C

Weather condition: Dry

Lap	Time	SE1	SP1	SE2	SP2	SE3	SP3	Lap	Time	SE1	SP1	SE2	SP2	SE3	SP3
-----	------	-----	-----	-----	-----	-----	-----	-----	------	-----	-----	-----	-----	-----	-----

**27** Christopher Mies, DEU/ Rene Rast, DEU **theoretical besttime: 2:02.412**

1	7:39.629	6:04.356		1:05.916		29.357		5	2:17.406	43.959		1:05.280		28.167	
2	2:03.175	40.047		58.287		24.841		6	2:08.312	39.785		58.844		29.683	
3	<b>2:02.631</b>	39.672		<b>58.268</b>		<b>24.691</b>		7	3:48.142	2:09.637		1:04.571		33.934	
4	2:02.857	<b>39.453</b>		58.536		24.868									

**28** Christer Jöns, DEU/ Markus Winkelhock, DEU **theoretical besttime: 2:02.584**


1	4:41.526	3:12.558		1:02.370		26.598		4	2:14.993	46.512		1:02.887		25.594	
2	2:03.363	40.156		58.492		24.715		5	2:09.721	40.105		1:03.639		25.977	
3	<b>2:02.584</b>	<b>39.602</b>		<b>58.314</b>		<b>24.668</b>		6	2:15.731	39.838		1:03.195		32.698	
	2:08.328	42.113		1:01.383		24.832		7	6:57.596	5:06.722		1:12.722		38.152	

**41** Albert von Thurn und Taxis, DEU/ Stefan Rosina, SVK **theoretical besttime: 2:04.865**

1	5:04.321	3:34.880		1:04.109		25.332		5	4:40.258	3:08.754		1:05.386		26.118	
2	2:06.008	40.178		1:01.044		<b>24.786</b>		6	2:05.957	39.836		1:01.080		25.041	
3	<b>2:05.152</b>	39.952		<b>1:00.243</b>		24.957		7	2:19.286	40.416		1:13.734		25.136	
4	2:13.683	40.341		1:00.708		32.634			<b>2:18.818</b>	40.892		1:03.052		<b>34.874</b>	

**100** Aditya Patel, IND/ Daniel Dobitsch, AUT **theoretical besttime: 2:03.233**

1	7:46.138	6:19.660		1:01.065		25.413		6	6:03.221	4:37.882		1:00.169		25.170	
2	2:04.771	40.733		59.169		24.869		7	2:03.604	39.688		59.000		24.916	
3	<b>2:03.574</b>	40.029		<b>58.724</b>		<b>24.821</b>		8	2:06.266	39.908		1:00.922		25.436	
4	2:03.743	39.879		58.779		25.085		9	2:17.059	39.925		59.333		37.801	
5	2:16.547	43.639		1:00.900		32.008									



# ADAC GT Masters

## Start Grid Race 2



Provisional

Reg. Nr.: SAMS 24-01-2013

Sunday 15.9.2013 12:15

Slovakiaring, Length: 5922 m

Air temperature: 17.1°C

Track temperature: 24.0°C

Weather condition: Dry

<b>26 Prosperia C. Abt Racing</b> Rahel Frey/ Christopher Haase*	2:02.606
<b>19 PIXUM Team Schubert</b> Claudia Hürtgen/ Dominik Baumann*	2:02.644
<b>18 Callaway Competition</b> Toni Seiler/ Mike Parisy*	2:03.115
<b>12 DB Motorsport</b> Simon Knap/ Jeroen den Boer*	2:03.388
<b>2 Callaway Competition</b> Diego Alessi/ Daniel Keilwitz*	2:03.554
<b>100 MS RACING</b> Aditya Patel/ Daniel Dobitsch*	2:03.574
<b>1 MS RACING</b> Florian Stoll/ Sebastian Asch*	2:03.770
<b>9 Tonino powered by Herberth Moto</b> Rene Bourdeaux/ Alfred Renauer*	2:04.197
<b>5 Farnbacher Racing</b> Christina Nielsen/ Kuba Giermaziak*	2:04.761
<b>7 Farnbacher Racing</b> David Jahn/ Jürg Aeberhard*	2:05.312
<b>14 Lambda Performance</b> Frank Kechele/ Dominik Schwager*	

- 1
- 2
- 3
- 4
- 5
- 6
- 7
- 8
- 9
- 10
- 11

### POLE POSITION

<b>28 Prosperia C. Abt Racing</b> Christer Jöns/ Markus Winkelhock*	2:02.584
<b>27 Prosperia C. Abt Racing</b> Christopher Mies/ Rene Rast*	2:02.631
<b>10 Polarweiss Racing</b> Maximilian Götz/ Maximilian Buhk*	2:02.944
<b>20 PIXUM Team Schubert</b> Max Sandritter/ Jörg Müller*	2:03.136
<b>3 Callaway Competition</b> Andreas Wirth/ Christian Hohenadel*	2:03.425
<b>6 Farnbacher Racing</b> Philipp Frommenwiler/ Mario Farnbacher*	2:03.556
<b>11 Polarweiss Racing</b> Sergey Afanasiev/ Andreas Simonsen*	2:03.594
<b>8 Tonino powered by Herberth Moto</b> Robert Renauer/ Martin Ragginger*	2:03.958
<b>16 THE BOSS YACO Racing</b> Filip Sladecka/ Philip Geipel*	2:04.465
<b>41 SaReNi United</b> Albert von Thurn und Taxis/ Stefan Rosina*	2:05.152
<b>17 Callaway Competition</b> Remo Lips/ Lennart Marioneck*	2:05.580

Following stewards decision no. 16 - start from the last place in the grid for car no. 14

\* Marks the starting driver

Publications Time:

Race Director:

Time Keeping: