

ADAC GT Masters

Results Free Practice 2



Provisional

Reg. Nr.: SAMS 24-01-2013

Friday 13.9.2013 12:10

Slovakiaring, Length: 5922 m

Air temperature: 17.3°C

Track temperature: 29.5°C

Weather condition: Dry

started : 22 classified : 22 not classified : 0

	Drivers	Team	Car	Lap	Best Time	Gap	Diff	Kph	Day Time
1	12 S.Knap/J.den Boer	DB Motorsport	BMW Z4 GT3	15	2:03.474			172,7	12:49:34
2	14 F.Kechele/D.Schwager	Lambda Performance	Ford GT GT3	21	2:04.098	0.624	0.624	171,8	13:09:08
3	10 M.Götz/M.Buhk	Polarweiss Racing	Mercedes Benz SLS AMG GT3	15	2:04.205	0.731	0.107	171,6	12:50:25
4	28 C.Jöns/M.Winkelhock	Prosperia C. Abt Racing	Audi R8 LMS Ultra	23	2:04.241	0.767	0.036	171,6	13:05:31
5	27 C.Mies/R.Rast	Prosperia C. Abt Racing	Audi R8 LMS Ultra	26	2:04.356	0.882	0.115	171,4	13:10:39
6	19 C.Hürtgen/D.Baumann	PIXUM Team Schubert	BMW Z4 GT3	14	2:04.404	0.930	0.048	171,4	12:49:45
7	20 M.Sandritter/J.Müller	PIXUM Team Schubert	BMW Z4 GT3	16	2:04.417	0.943	0.013	171,4	12:51:02
8	6 P.Frommenwiler/M.Farnbacher	Farnbacher Racing	Porsche 911 GT3 R	11	2:04.483	1.009	0.066	171,3	12:38:09
9	26 R.Frey/C.Haase	Prosperia C. Abt Racing	Audi R8 LMS Ultra	26	2:04.578	1.104	0.095	171,1	13:11:55
10	3 A.Wirth/C.Hohenadel	Callaway Competition	Corvette Z06.R GT3	13	2:04.800	1.326	0.222	170,8	12:47:00
11	2 D.Alessi/D.Keilwitz	Callaway Competition	Corvette Z06.R GT3	21	2:04.824	1.350	0.024	170,8	13:09:01
12	11 S.Afanasiev/A.Simonsen	Polarweiss Racing	Mercedes Benz SLS AMG GT3	22	2:04.825	1.351	0.001	170,8	13:07:18
13	100 A.Patel/D.Dobitsch	MS RACING	Audi R8 LMS Ultra	10	2:04.830	1.356	0.005	170,8	12:36:43
14	18 T.Seiler(*G*)/M.Parisy	Callaway Competition	Corvette Z06.R GT3	12	2:05.424	1.950	0.594	170,0	12:38:17
15	16 F.Sladecka/P.Geipel	THE BOSS YACO Racing	Audi R8 LMS Ultra	11	2:05.425	1.951	0.001	170,0	12:38:28
16	8 R.Renauer/M.Ragginger	Tonino powered by Herberth Motors	Porsche 911 GT3 R	20	2:05.537	2.063	0.112	169,8	13:08:56
17	9 R.Bourdeaux(*G*)/A.Renauer	Tonino powered by Herberth Motors	Porsche 911 GT3 R	20	2:05.755	2.281	0.218	169,5	13:03:34
18	1 F.Stoll/S.Asch	MS RACING	Audi R8 LMS Ultra	8	2:05.778	2.304	0.023	169,5	12:31:55
19	17 R.Lips(*G*)/L.Marionek	Callaway Competition	Corvette Z06.R GT3	16	2:06.479	3.005	0.701	168,6	12:48:29
20	7 D.Jahn/J.Aeberhard	Farnbacher Racing	Porsche 911 GT3 R	10	2:06.614	3.140	0.135	168,4	12:43:32
21	41 A.von Thurn und Taxis/S.Rosina	SaReNi United	Chevrolet Camaro GT	18	2:06.990	3.516	0.376	167,9	13:06:34
22	5 C.Nielsen(*G*)/K.Giermaziak	Farnbacher Racing	Porsche 911 GT3 R	19	2:07.466	3.992	0.476	167,3	13:11:22


(*G*) marks the Gentlemen driver

Subject to final scrutineering!

Publications Time:

Clerk of the course:

Time Keeping:



ADAC GT Masters

Lap Analysis Free Practice 2



Provisional

Reg. Nr.: SAMS 24-01-2013

Friday 13.9.2013 12:10

Slovakiaring, Length: 5922 m

Air temperature: 17.3°C

Track temperature: 29.5°C

Weather condition: Dry


Lap	Time	SE1	SP1	SE2	SP2	SE3	SP3	Lap	Time	SE1	SP1	SE2	SP2	SE3	SP3
1	Florian Stoll, DEU/ Sebastian Asch, DEU							theoretical besttime: 2:05.379							
1	2:45.983	1:11.950		1:07.297		26.736		13	2:07.089	41.615		1:00.025		25.449	
2	2:08.150	42.685		1:00.106		25.359		14	2:07.006	41.449		1:00.082		25.475	
3	2:07.188	41.247		1:00.589		25.352		15	2:06.466	41.707		59.621		25.138	
4	2:07.552	41.695		1:00.515		25.342		16	2:06.162	41.161		59.894		25.107	
5	2:11.132	41.249		1:00.171		29.712		17	2:06.106	41.082		59.871		25.153	
6	6:21.727	4:53.073		1:03.244		25.410		18	2:13.829	41.246		1:00.207		32.376	
7	2:07.859	41.510		1:01.111		25.238		19	4:09.378	2:37.416		59.872		32.090	
8	2:05.778	41.095		59.477		25.206		20	3:43.311	2:16.718		1:01.242		25.351	
9	2:09.998	41.066		59.593		29.339		21	2:05.864	40.893		59.808		25.163	
10	4:40.663	3:15.604		59.894		25.165		22	2:06.291	41.040		59.928		25.323	
11	2:11.611	40.898		1:00.479		30.234		23	2:05.874	40.795		59.870		25.209	
12	3:34.631	2:08.326		1:00.676		25.629		24	2:18.744	43.735		1:01.895		33.114	

2	Diego Alessi, ITA/ Daniel Keilwitz, DEU							theoretical besttime: 2:04.695							
1	3:33.314	2:04.342		1:03.782		25.190		12	2:10.600	40.223		1:00.427		29.950	
2	2:06.533	41.014		1:00.498		25.021		13	4:04.115	2:36.076		1:02.662		25.377	
3	2:06.882	41.068		1:00.712		25.102		14	2:08.336	40.841		1:02.195		25.300	
4	2:06.124	40.742		1:00.391		24.991		15	2:07.319	41.090		1:00.964		25.265	
5	2:06.161	40.728		1:00.356		25.077		16	2:06.604	40.565		1:00.962		25.077	
6	2:10.282	40.413		1:00.369		29.500		17	2:07.636	40.840		1:00.681		26.115	
7	7:28.676	6:03.199		1:00.574		24.903		18	2:14.491	40.478		1:03.180		30.833	
8	2:05.853	40.420		1:00.442		24.991		19	3:53.050	2:23.204		1:02.685		27.161	
9	2:09.798	40.229		1:00.403		29.166		20	2:05.344	40.309		1:00.160		24.875	
10	5:59.286	4:33.132		1:01.157		24.997		21	2:04.824	40.326		59.708		24.790	
11	2:06.620	40.454		1:01.192		24.974		22	2:09.596	40.197		1:00.032		29.367	

3	Andreas Wirth, DEU/ Christian Hohenadel, DEU							theoretical besttime: 2:04.416							
1	2:55.534	1:13.423		1:12.231		29.880		13	2:04.800	<i>40.185</i>		59.356		25.259	
2	2:26.415	50.475		1:10.330		25.610		14	2:11.252	41.182		59.909		30.161	
3	2:07.539	41.432		1:01.010		25.097		15	3:17.722	1:50.137		1:02.394		25.191	
4	2:07.177	40.732		1:01.345		25.100		16	2:06.619	41.241		1:00.349		25.029	
5	2:06.655	40.587		1:01.005		25.063		17	2:05.564	40.474		59.987		25.103	
6	2:07.500	40.555		1:01.672		25.273		18	2:12.769	40.600		1:02.355		29.814	
7	2:12.025	40.771		1:00.974		30.280		19	5:04.797	3:39.326		1:00.461		25.010	
8	7:19.433	5:53.362		1:00.858		25.213		20	2:05.879	40.679		1:00.271		24.929	
9	2:11.370	40.586		1:00.759		30.025		21	2:05.618	40.311		1:00.432		24.875	
10	4:43.332	3:03.397		1:11.865		28.070		22	2:05.385	40.233		1:00.137		25.015	
11	2:21.135	46.228		1:07.094		27.813		23	2:12.501	40.418		1:01.103		30.980	
12	2:17.790	50.492		1:02.260		25.038									

5	Christina Nielsen, DNK/ Kuba Giermaziak, POL							theoretical besttime: 2:07.223							
1	13:35.880	11:56.353		1:10.666		28.861		11	2:16.635	42.130		1:01.668		32.837	
2	2:20.094	46.073		1:05.919		28.102		12	5:23.338	3:56.588		1:01.174		25.576	
3	2:11.688	44.250		1:01.664		25.774		13	2:16.002	<i>41.453</i>		1:02.688		31.861	
4	2:09.255	42.506		1:01.183		25.566		14	3:36.190	2:07.394		1:02.256		26.540	
5	2:45.159	42.060		1:32.275		30.824		15	2:09.970	42.775		1:01.321		25.874	
6	2:10.125	42.569		1:01.804		25.752		16	2:08.641	42.096		1:00.864		25.681	
7	2:09.153	41.744		1:01.481		25.928		17	2:09.932	41.742		1:02.656		25.534	
8	2:19.107	42.039		1:03.017		34.051		18	2:08.291	41.911		1:00.984		25.396	
9	5:17.030	3:44.233		1:07.044		25.753		19	2:07.466	41.606		1:00.374		25.486	
10	2:09.052	41.826		1:01.542		25.684		20	2:20.268	41.661		1:04.288		34.319	

6	Philipp Frommenwiler, CHE/ Mario Farnbacher, DEU							theoretical besttime: 2:04.366							
1	2:50.877	1:20.122		1:04.721		26.034		13	5:39.126	4:12.355		1:01.246		25.525	
2	2:08.722	41.859		1:01.568		25.295		14	2:07.665	41.782		1:00.508		25.375	
3	2:07.608	41.048		1:01.233		25.327		15	2:07.867	41.437		1:01.031		25.399	
4	2:06.060	40.760		1:00.100		25.200		16	2:12.427	41.766		1:01.249		29.412	
5	2:08.370	41.816		1:01.034		25.520		17	3:45.783	2:20.589		59.860		25.334	



ADAC GT Masters



Lap Analysis Free Practice 2

Provisional

Reg. Nr.: SAMS 24-01-2013

Friday 13.9.2013 12:10

Slovakiaring, Length: 5922 m

Air temperature: 17.3°C

Track temperature: 29.5°C

Weather condition: Dry

Lap	Time	SE1	SP1	SE2	SP2	SE3	SP3	Lap	Time	SE1	SP1	SE2	SP2	SE3	SP3
6	2:06.750	41.106		1:00.365		25.279		18	2:06.123	41.140		59.471		25.512	
7	2:15.146	41.950		1:02.755		30.441		19	2:07.290	41.489		59.697		26.104	
8	6:06.760	4:33.223		1:07.192		26.345		20	2:10.887	41.153		59.846		29.888	
9	2:07.508	42.592		59.678		25.238		21	4:10.108	2:41.789		1:01.295		27.024	
10	2:07.094	40.249		59.433		27.412		22	2:06.658	41.311		59.844		25.503	
11	2:04.483	40.366		59.134		24.983		23	2:15.591	43.819		1:01.253		30.519	
12	2:11.186	41.065		59.952		30.169									

7 David Jahn, DEU/ Jürg Aeberhard, CHE

theoretical besttime: 2:06.609

1	10:22.806	8:48.760		1:06.634		27.412		12	5:08.320	3:41.624		1:01.145		25.551	
2	2:10.449	43.889		1:00.737		25.823		13	2:08.755	42.619		1:00.643		25.493	
3	2:07.894	41.561		1:00.583		25.750		14	2:09.666	42.348		1:00.703		26.615	
4	2:07.525	41.480		1:00.580		25.465		15	2:08.350	41.789		1:00.883		25.678	
5	2:07.474	41.333		1:00.622		25.519		16	2:20.153	43.094		1:01.864		35.195	
6	2:13.950	42.026		1:01.709		30.215		17	4:51.867	3:24.186		1:01.676		26.005	
7	6:01.587	4:32.807		1:03.076		25.704		18	2:08.721	41.951		1:01.146		25.624	
8	2:06.761	41.255		1:00.118		25.388		19	2:08.083	42.106		1:00.541		25.436	
9	2:07.462	41.614		1:00.315		25.533		20	2:09.076	42.311		1:01.042		25.723	
10	2:06.614	41.211		1:00.010		25.393		21	2:14.256	42.192		1:00.987		31.077	
11	2:16.621	42.997		1:02.181		31.443									

8 Robert Renauer, DEU/ Martin Ragginger, AUT

theoretical besttime: 2:05.442

1	3:08.465	1:29.106		1:10.510		28.849		12	2:08.081	41.613		1:01.237		25.231	
2	2:22.239	50.659		1:04.709		26.871		13	2:18.232	44.277		1:03.917		30.038	
3	2:08.672	41.897		1:01.160		25.615		14	4:22.211	2:56.799		1:00.093		25.319	
4	2:08.478	41.768		1:01.201		25.509		15	2:06.066	40.918		59.719		25.429	
5	2:21.224	41.454		1:05.427		34.343		16	2:14.285	41.049		1:01.473		31.763	
6	4:13.386	2:44.302		1:03.401		25.683		17	8:49.591	7:23.935		59.846		25.810	
7	2:06.506	41.198		1:00.049		25.259		18	2:08.050	42.735		1:00.019		25.296	
8	2:06.341	41.049		59.958		25.334		19	2:05.892	40.700		1:00.020		25.172	
9	2:07.350	40.776		1:01.123		25.451		20	2:05.537	40.552		59.725		25.260	
10	2:14.958	41.182		1:02.286		31.490		21	2:05.712	40.551		59.749		25.412	
11	5:41.498	4:13.897		1:02.244		25.357		22	2:14.731	42.002		1:01.059		31.670	

9 Rene Bourdeaux, DEU/ Alfred Renauer, DEU


theoretical besttime: 2:05.151

1	3:23.811	1:48.899		1:08.528		26.384		13	2:15.038	42.409		1:02.003		30.626	
2	2:25.128	42.671		1:07.144		35.313		14	4:07.535	2:41.031		1:00.907		25.597	
3	2:41.424	1:12.824		1:02.625		25.975		15	2:07.317	41.390		1:00.478		25.449	
4	2:09.390	42.311		1:01.392		25.687		16	2:07.148	41.318		1:00.414		25.416	
5	2:09.567	41.873		1:01.844		25.850		17	2:14.843	42.320		1:01.875		30.648	
6	2:15.362	42.353		1:02.372		30.637		18	5:02.941	3:32.773		1:03.595		26.573	
7	5:33.532	4:03.130		1:04.553		25.849		19	2:06.970	41.614		59.724		25.632	
8	2:09.608	42.273		1:01.472		25.863		20	2:05.755	41.123		59.150		25.482	
9	2:08.232	41.097		1:01.423		25.712		21	2:06.252	40.740		1:00.044		25.468	
10	2:09.326	42.376		1:01.259		25.691		22	2:05.947	40.827		59.853		25.267	
11	2:08.343	41.613		1:01.190		25.540		23	2:05.860	40.734		59.818		25.308	
12	2:13.307	43.063		1:04.657		25.587		24	2:15.091	41.013		1:00.627		33.451	

10 Maximilian Götz, DEU/ Maximilian Buhk, DEU

theoretical besttime: 2:04.053

1	2:43.993	1:14.046		1:04.486		25.461		13	6:01.202	4:29.779		1:05.736		25.687	
2	2:06.341	41.111		1:00.175		25.055		14	2:04.249	39.884		59.450		24.915	
3	2:06.244	40.573		1:00.476		25.195		15	2:04.205	39.727		59.590		24.888	
4	2:06.394	40.459		1:00.740		25.195		16	2:13.993	39.802		1:03.646		30.545	
5	2:06.012	40.300		1:00.387		25.325		17	5:01.136	3:30.378		1:02.826		27.932	
6	2:11.306	40.917		1:00.532		29.857		18	2:05.679	40.532		59.635		25.512	
7	6:18.499	4:45.611		1:07.277		25.611		19	2:05.160	40.417		59.687		25.056	
8	2:07.092	41.214		1:00.760		25.118		20	2:04.954	40.169		59.620		25.165	
9	2:05.926	40.772		1:00.064		25.090		21	2:06.220	40.447		59.718		26.055	
10	2:05.973	40.617		1:00.238		25.118		22	2:04.880	40.345		59.659		24.876	
11	2:06.081	40.704		1:00.272		25.105		23	2:04.901	40.251		59.748		24.902	



ADAC GT Masters

Lap Analysis Free Practice 2



Provisional

Reg. Nr.: SAMS 24-01-2013

Friday 13.9.2013 12:10

Slovakiaring, Length: 5922 m

Air temperature: 17.3°C

Track temperature: 29.5°C

Weather condition: Dry

Lap	Time	SE1	SP1	SE2	SP2	SE3	SP3	Lap	Time	SE1	SP1	SE2	SP2	SE3	SP3
12	2:11.896	40.676		1:00.925		30.295		24	2:14.314	41.277		1:01.859		31.178	

11 Sergey Afanasiev, RUS/ Andreas Simonsen, SWE

theoretical besttime: 2:04.437

1	2:45.189	1:15.477		1:03.990		25.722		14	5:04.283	3:35.767		1:03.002		25.514	
2	2:05.666	40.747		59.909		25.010		15	2:05.309	40.779		59.595		24.935	
3	2:07.681	40.855		1:00.270		26.556		16	2:05.268	40.504		59.816		24.948	
4	2:06.749	41.333		1:00.244		25.172		17	2:10.195	42.309		1:02.726		25.160	
5	2:06.123	40.650		1:00.292		25.181		18	2:14.256	42.549		1:00.558		31.149	
6	2:06.255	40.723		1:00.238		25.294		19	4:48.731	3:20.664		1:00.055		28.012	
7	2:10.023	40.533		1:00.344		29.146		20	2:05.018	40.189		59.517		25.312	
8	6:20.979	4:54.441		1:01.209		25.329		21	2:10.105	40.132		1:04.860		25.113	
9	2:06.924	41.233		1:00.504		25.187		22	2:04.825	39.985		59.833		25.007	
10	2:06.640	40.949		1:00.433		25.258		23	2:07.515	40.575		1:01.300		25.640	
11	2:06.688	40.894		1:00.510		25.284		24	2:08.271	42.148		1:01.083		25.040	
12	2:09.687	43.291		1:00.947		25.449		25	2:17.564	41.046		1:01.650		34.868	
13	2:11.675	40.877		1:00.931		29.867									

12 Simon Knap, NLD/ Jeroen den Boer, NLD

theoretical besttime: 2:03.052

1	3:53.952	2:25.466		1:02.855		25.631		13	2:15.682	41.947		1:01.218		32.517	
2	2:06.558	41.198		1:00.088		25.272		14	4:33.448	3:01.518		1:06.462		25.468	
3	2:05.783	40.794		59.671		25.318		15	2:03.474	40.268		58.399		24.807	
4	2:06.867	41.566		1:00.083		25.218		16	2:03.520	39.926		58.621		24.973	
5	2:06.010	40.680		1:00.106		25.224		17	2:03.897	39.853		59.001		25.043	
6	2:11.457	40.796		1:00.374		30.287		18	2:10.659	40.227		1:00.007		30.425	
7	3:45.310	2:19.240		1:00.749		25.321		19	3:39.222	2:09.754		59.816		29.652	
8	2:05.785	40.953		59.690		25.142		20	2:04.941	40.376		59.502		25.063	
9	2:14.006	42.522		1:01.268		30.216		21	2:04.037	39.846		59.154		25.037	
10	3:53.918	2:27.810		1:00.671		25.437		22	2:05.774	40.691		1:00.125		24.958	
11	2:05.440	40.819		59.365		25.256		23	2:05.448	39.994		59.825		25.629	
12	2:06.445	40.296		1:00.860		25.289		24	2:12.111	40.153		59.852		32.106	

14 Frank Kechele, DEU/ Dominik Schwager, BEL


theoretical besttime: 2:04.098

1	9:44.202	7:45.644		1:19.043		39.515		12	2:05.485	40.328		59.975		25.182	
2	3:01.675	1:29.888		1:06.330		25.457		13	2:05.687	40.464		59.965		25.258	
3	2:06.703	40.855		1:00.605		25.243		14	2:05.568	40.625		59.700		25.243	
4	2:05.597	40.435		1:00.037		25.125		15	2:09.782	40.388		59.831		29.563	
5	2:08.399	40.241		1:02.332		25.826		16	4:27.254	3:00.483		1:00.255		26.516	
6	2:04.984	40.288		59.664		25.032		17	2:10.098	40.495		59.467		30.136	
7	2:11.683	40.441		1:01.317		29.925		18	4:31.480	3:00.905		1:04.186		26.389	
8	3:30.000	2:03.936		1:00.734		25.330		19	2:12.288	45.028		1:01.940		25.320	
9	2:06.200	40.708		1:00.235		25.257		20	2:04.738	40.210		59.564		24.964	
10	2:05.453	40.587		59.780		25.086		21	2:04.098	40.023		59.238		24.837	
11	2:07.283	40.402		1:01.644		25.237		22	2:19.285	42.453		1:04.514		32.318	

16 Filip Sladecka, SVK/ Philip Geipel, DEU

theoretical besttime: 2:04.831

1	2:52.413	1:10.590		1:12.824		28.999		12	8:02.765	40.409		6:50.820		31.536	
2	2:13.785	45.129		1:03.212		25.444		13	6:33.670	5:06.795		1:01.392		25.483	
3	2:12.204	41.732		1:00.872		29.600		14	2:06.770	41.587		59.840		25.343	
4	3:43.771	2:18.727		59.739		25.305		15	2:06.217	40.713		1:00.188		25.316	
5	2:07.187	41.656		1:00.015		25.516		16	2:07.314	41.343		1:00.212		25.759	
6	2:06.447	41.286		59.839		25.322		17	2:07.082	41.303		1:00.203		25.576	
7	2:06.916	41.015		1:00.701		25.200		18	2:06.973	41.072		1:00.311		25.590	
8	2:07.161	41.112		1:00.558		25.491		19	2:08.375	41.204		1:01.766		25.405	
9	2:10.577	41.237		59.870		29.470		20	2:07.230	41.173		1:00.628		25.429	
10	4:42.278	3:13.538		1:02.920		25.820		21	2:08.051	41.107		1:01.484		25.460	
11	2:05.425	40.990		59.222		25.213		22	2:17.517	41.679		1:00.475		35.363	



ADAC GT Masters

Lap Analysis Free Practice 2



Provisional

Reg. Nr.: SAMS 24-01-2013

Friday 13.9.2013 12:10

Slovakiaring, Length: 5922 m

Air temperature: 17.3°C

Track temperature: 29.5°C


Weather condition: Dry

Lap	Time	SE1	SP1	SE2	SP2	SE3	SP3	Lap	Time	SE1	SP1	SE2	SP2	SE3	SP3
17 Remo Lips, CHE/ Lennart Marioneck, DEU								theoretical besttime: 2:06.314							
1	2:53.059	1:18.754		1:07.641		26.664		14	2:09.113	41.766		1:01.794		25.553	
2	2:12.579	42.628		1:02.617		27.334		15	2:07.998	41.058		1:01.433		25.507	
3	2:09.820	41.772		1:02.574		25.474		16	2:06.479	40.492		1:00.596		25.391	
4	2:09.172	41.708		1:01.935		25.529		17	2:07.778	41.275		1:01.026		25.477	
5	2:08.721	41.645		1:01.724		25.352		18	2:07.170	41.146		1:00.681		25.343	
6	2:08.829	41.631		1:01.827		25.371		19	2:07.618	41.143		1:01.050		25.425	
7	2:08.241	41.120		1:01.645		25.476		20	2:13.163	40.946		1:01.219		30.998	
8	2:07.990	41.124		1:01.608		25.258		21	5:18.208	3:51.144		1:01.029		26.035	
9	2:12.667	44.622		1:02.201		25.844		22	2:09.701	41.256		1:03.091		25.354	
10	2:08.496	41.482		1:01.683		25.331		23	2:07.096	40.735		1:01.112		25.249	
11	2:18.438	41.385		1:05.760		31.293		24	2:07.022	40.851		1:00.945		25.226	
12	5:19.105	3:51.375		1:02.324		25.406		25	2:07.453	40.812		1:01.247		25.394	
13	2:09.130	42.028		1:01.687		25.415		26	2:44.981	40.105		1:28.329		36.547	

18 Toni Seiler, CHE/ Mike Parisy, FRA								theoretical besttime: 2:05.104							
1	3:02.435	1:30.512		1:05.838		26.085		15	3:48.800	2:21.114		1:02.568		25.118	
2	2:11.841	43.134		1:03.115		25.592		16	2:05.504	40.349		1:00.184		24.971	
3	2:09.548	42.252		1:01.941		25.355		17	2:05.994	40.173		1:00.906		24.915	
4	2:09.183	41.755		1:01.947		25.481		18	2:10.640	40.177		1:00.227		30.236	
5	2:08.709	41.659		1:01.765		25.285		19	3:30.234	2:01.303		1:03.201		25.730	
6	2:09.970	41.583		1:02.474		25.913		20	2:09.887	42.034		1:02.328		25.525	
7	2:15.400	41.394		1:01.669		32.337		21	2:10.107	41.766		1:01.755		26.586	
8	3:47.756	2:19.893		1:02.498		25.365		22	2:08.896	41.528		1:01.504		25.864	
9	2:05.675	40.527		1:00.217		24.931		23	2:08.816	41.332		1:02.174		25.310	
10	2:05.538	40.257		1:00.409		24.872		24	2:09.487	41.521		1:02.135		25.831	
11	2:05.645	40.550		1:00.210		24.885		25	2:08.627	41.320		1:02.007		25.300	
12	2:05.424	40.048		1:00.433		24.943		26	2:08.582	41.258		1:01.855		25.469	
13	2:05.849	40.187		1:00.705		24.957		27	2:18.165	41.663		1:02.454		34.048	
14	2:20.418	41.282		1:08.141		30.995									

19 Claudia Hürtgen, DEU/ Dominik Baumann, AUT								theoretical besttime: 2:04.191							
1	2:40.172	1:03.660		1:06.539		29.973		13	6:11.466	4:40.816		1:04.827		25.823	
2	2:38.415	49.078		1:11.058		38.279		14	2:04.404	40.389		59.090		24.925	
3	4:10.109	2:28.533		1:13.805		27.771		15	2:10.350	40.923		59.836		29.591	
4	2:11.449	43.482		1:02.678		25.289		16	4:32.707	3:03.657		1:02.468		26.582	
5	2:05.149	40.597		59.503		25.049		17	2:07.416	40.688		59.721		27.007	
6	2:11.371	41.316		1:03.885		26.170		18	2:17.846	40.774		1:05.103		31.969	
7	2:05.504	40.774		59.720		25.010		19	4:23.065	2:55.255		1:02.563		25.247	
8	2:21.242	44.415		1:04.074		32.753		20	2:04.661	40.222		59.403		25.036	
9	4:40.311	3:12.416		1:02.350		25.545		21	2:05.427	40.411		59.841		25.175	
10	2:06.429	40.398		1:00.540		25.491		22	2:05.927	40.765		59.970		25.192	
11	2:04.675	40.176		59.479		25.020		23	2:17.013	41.210		1:01.755		34.048	
12	2:15.390	41.419		1:03.362		30.609									

20 Max Sandritter, DEU/ Jörg Müller, DEU								theoretical besttime: 2:03.778							
1	2:26.030	58.843		1:01.622		25.565		11	2:06.689	41.271		1:00.292		25.126	
2	2:06.300	41.498		59.647		25.155		12	2:06.847	41.231		1:00.318		25.298	
3	2:05.319	40.574		59.586		25.159		13	2:06.591	40.861		1:00.537		25.193	
4	2:05.314	40.854		59.319		25.141		14	2:13.875	41.775		1:02.327		29.773	
5	2:05.564	40.490		59.905		25.169		15	6:36.121	5:10.785		1:00.147		25.189	
6	2:05.745	40.391		59.715		25.639		16	2:04.417	40.612		58.919		24.886	
7	2:14.340	42.673		1:01.288		30.379		17	2:08.176	40.100		1:01.353		26.723	
8	4:25.740	2:58.174		1:02.272		25.294		18	2:04.565	40.264		59.320		24.981	
9	2:06.979	41.287		1:00.438		25.254		19	7:57.804	39.973		59.212		6:18.619	
10	2:06.274	40.878		1:00.277		25.119									



ADAC GT Masters

Lap Analysis Free Practice 2



Provisional

Reg. Nr.: SAMS 24-01-2013

Friday 13.9.2013 12:10

Slovakiaring, Length: 5922 m

Air temperature: 17.3°C

Track temperature: 29.5°C


Weather condition: Dry

Lap	Time	SE1	SP1	SE2	SP2	SE3	SP3	Lap	Time	SE1	SP1	SE2	SP2	SE3	SP3
26	Rahel Frey, CHE/ Christopher Haase, DEU							theoretical besttime: 2:04.359							
1	2:30.098	1:00.444		1:03.672		25.982		15	2:25.630	49.253		1:05.930		30.447	
2	2:08.537	41.897		1:01.253		25.387		16	3:38.722	2:13.387		1:00.037		25.298	
3	2:07.187	41.090		1:00.719		25.378		17	2:05.249	41.003		59.226		25.020	
4	2:07.415	41.359		1:00.684		25.372		18	2:05.610	40.935		59.604		25.071	
5	2:07.472	41.147		1:00.756		25.569		19	2:05.123	40.629		59.492		25.002	
6	2:11.965	41.423		1:04.452		26.090		20	2:05.075	40.470		59.484		25.121	
7	2:07.809	41.233		1:01.007		25.569		21	2:10.621	40.395		59.420		30.806	
8	2:13.891	40.186		1:05.913		27.792		22	3:37.508	2:10.431		1:00.463		26.614	
9	2:09.817	41.429		1:02.223		26.165		23	2:06.989	40.866		1:00.353		25.770	
10	2:12.855	41.480		1:01.225		30.150		24	2:04.668	40.235		59.434		24.999	
11	4:12.765	2:45.568		1:01.818		25.379		25	2:44.779	40.134		1:39.408		25.237	
12	2:06.195	40.809		1:00.137		25.249		26	2:04.578	40.232		59.334		25.012	
13	2:06.253	40.771		59.942		25.540		27	2:09.726	40.611		59.498		29.617	
14	2:18.612	41.556		1:10.483		26.573									

27	Christopher Mies, DEU/ Rene Rast, DEU							theoretical besttime: 2:04.185							
1	2:27.979	58.855		1:03.559		25.565		15	2:09.735	40.546		59.596		29.593	
2	2:07.031	41.107		1:00.670		25.254		16	3:14.997	1:46.274		1:03.091		25.632	
3	2:06.239	40.727		1:00.176		25.336		17	2:05.221	40.617		59.603		25.001	
4	2:06.856	40.878		1:00.593		25.385		18	2:04.778	40.274		59.469		25.035	
5	2:07.133	40.967		1:00.729		25.437		19	2:04.813	40.426		59.388		24.999	
6	2:07.609	40.963		1:01.008		25.638		20	2:04.705	40.142		59.608		24.955	
7	2:12.600	41.211		1:01.413		29.976		21	2:04.922	40.363		59.451		25.108	
8	3:46.932	2:19.280		1:01.774		25.878		22	2:13.395	40.735		1:01.120		31.540	
9	2:05.255	40.600		59.507		25.148		23	4:45.583	3:20.280		1:00.179		25.124	
10	2:05.015	40.599		59.338		25.078		24	2:04.396	40.053		59.345		24.998	
11	2:04.866	40.596		59.238		25.032		25	2:04.614	40.278		59.349		24.987	
12	2:09.723	40.877		1:00.064		28.782		26	2:04.356	39.992		59.287		25.077	
13	2:04.983	40.497		59.373		25.113		27	2:23.668	45.535		1:06.014		32.119	
14	2:05.520	40.468		59.968		25.084									

28	Christer Jöns, DEU/ Markus Winkelhock, DEU							theoretical besttime: 2:03.768							
1	2:57.016	1:21.953		1:06.809		28.254		15	3:46.364	2:20.500		1:00.368		25.496	
2	2:07.897	41.614		1:00.607		25.676		16	2:07.013	40.979		1:00.579		25.455	
3	2:08.263	41.109		1:01.557		25.597		17	2:15.625	40.901		1:02.833		31.891	
4	2:06.992	41.265		1:00.507		25.220		18	3:48.265	2:16.977		1:05.851		25.437	
5	2:07.445	40.893		1:00.951		25.601		19	2:04.693	40.303		59.304		25.086	
6	2:06.968	40.945		1:00.370		25.653		20	2:05.226	39.974		58.919		26.333	
7	2:06.379	40.827		1:00.176		25.376		21	2:12.524	41.158		1:05.639		25.727	
8	2:12.770	40.594		1:00.721		31.455		22	2:06.127	40.059		59.389		26.679	
9	4:30.179	3:02.926		1:01.477		25.776		23	2:04.241	40.082		59.164		24.995	
10	2:06.906	40.924		1:00.426		25.556		24	2:10.295	41.884		1:03.176		25.235	
11	2:05.972	40.435		1:00.178		25.359		25	2:06.476	40.463		1:00.917		25.096	
12	2:06.219	40.589		1:00.124		25.506		26	2:04.350	40.240		59.235		24.875	
13	2:06.993	40.416		1:00.604		25.973		27	2:10.506	40.154		59.441		30.911	
14	2:11.788	40.636		1:00.794		30.358									

41	Albert von Thurn und Taxis, DEU/ Stefan Rosina, SVK							theoretical besttime: 2:04.018							
1	2:48.397	1:15.070		1:07.377		25.950		12	4:10.750	2:43.670		1:01.857		25.223	
2	2:09.980	42.068		1:02.711		25.201		13	2:07.794	40.736		1:01.492		25.566	
3	2:10.592	41.253		1:03.437		25.902		14	2:14.363	40.824		1:02.760		30.779	
4	2:08.845	41.212		1:02.494		25.139		15	9:19.606	7:51.355		1:01.090		27.161	
5	2:15.531	41.322		1:02.573		31.636		16	2:07.801	40.568		1:01.065		26.168	
6	5:06.067	3:37.941		1:02.827		25.299		17	2:08.943	37.814		1:03.831		27.298	
7	3:34.590	41.311		2:10.758		42.521		18	2:06.990	40.205		1:01.625		25.160	
8	5:32.059	4:03.441		1:03.230		25.388		19	2:07.486	40.477		1:01.683		25.326	
9	2:08.088	41.356		1:01.589		25.143		20	2:07.557	40.703		1:01.506		25.348	
10	2:09.090	41.500		1:02.400		25.190		21	2:17.182	40.337		1:04.330		32.515	
11	2:14.630	41.348		1:03.009		30.273									



ADAC GT Masters

Lap Analysis Free Practice 2



Provisional

Reg. Nr.: SAMS 24-01-2013

Friday 13.9.2013 12:10

Slovakiaring, Length: 5922 m

Air temperature: 17.3°C

Track temperature: 29.5°C

Weather condition: Dry

Lap	Time	SE1	SP1	SE2	SP2	SE3	SP3	Lap	Time	SE1	SP1	SE2	SP2	SE3	SP3
100 Aditya Patel, IND/ Daniel Dobitsch, AUT								theoretical besttime: 2:04.641							
1	2:42.654	1:11.273		1:05.792		25.589		13	2:08.326	41.837		1:00.992		25.497	
2	2:06.229	41.734		59.380		25.115		14	2:07.096	41.874		59.993		25.229	
3	2:11.678	40.784		59.911		30.983		15	2:06.952	41.735		59.986		25.231	
4	3:44.278	2:17.698		1:01.266		25.314		16	2:20.260	41.556		1:11.217		27.487	
5	2:06.245	41.077		59.978		25.190		17	2:23.422	49.480		1:08.282		25.660	
6	2:06.728	41.016		1:00.196		25.516		18	2:07.255	41.645		59.995		25.615	
7	2:25.204	40.918		1:13.608		30.678		19	2:06.685	41.389		59.880		25.416	
8	5:10.517	3:40.717		1:04.421		25.379		20	2:07.651	41.368		1:00.348		25.935	
9	2:05.203	41.233		58.970		25.000		21	2:06.351	41.248		59.887		25.216	
10	2:04.830	40.671		59.092		25.067		22	2:22.232	41.414		1:11.239		29.579	
11	2:10.433	40.806		59.564		30.063		23	2:18.112	41.516		1:04.573		32.023	
12	6:11.120	4:40.789		1:03.395		26.936									