

ADAC GT Masters

Results Warm Up

Provisional



Lausitzring (short), Length: 3442 m

Air temperature: 18.7°C

Track temperature: 23.4°C

Weather condition: Dry

DMSB Reg. Nr.: 276/13
Deutscher Motor Sport Bund e.V.

Sunday 1.9.2013 09:00

started : 23 classified : 23 not classified : 0

	Drivers	Team	Car	Lap	Best Time	Gap	Diff	Kph	Day Time
1	14 F.Kechele/D.Schwager	Lambda Performance	Ford GT GT3	7	1:21.169			152,7	9:10:24
2	100 D.Dobitsch/A.Patel	MS RACING	Audi R8 LMS Ultra	11	1:21.224	0.055	0.055	152,6	9:15:38
3	8 R.Renauer/M.Ragginger	Tonino powered by Herberth Motors	Porsche 911 GT3 R	3	1:21.365	0.196	0.141	152,3	9:05:20
4	19 C.Hürtgen/D.Baumann	PIXUM Team Schubert	BMW Z4 GT3	9	1:21.426	0.257	0.061	152,2	9:13:53
5	18 T.Seiler(*G*)/M.Parisy	Callaway Competition	Corvette Z06.R GT3	5	1:21.436	0.267	0.010	152,2	9:07:46
6	27 R.Rast/C.Mies	Prosperia C. Abt Racing	Audi R8 LMS Ultra	8	1:21.452	0.283	0.016	152,1	9:12:35
7	9 R.Bourdeaux(*G*)/A.Renauer	Tonino powered by Herberth Motors	Porsche 911 GT3 R	9	1:21.504	0.335	0.052	152,0	9:14:44
8	5 C.Nielsen(*G*)/N.Tandy	Farnbacher Racing	Porsche 911 GT3 R	4	1:21.539	0.370	0.035	152,0	9:05:57
9	4 C.Engelhart/N.Armino	Team GW-Schütz	Porsche 911 GT3 R	9	1:21.584	0.415	0.045	151,9	9:14:44
10	10 M.Buhk/M.Götz	Polarweiss Racing	Mercedes Benz SLS AMG GT3	10	1:21.611	0.442	0.027	151,8	9:15:42
11	1 S.Asch/F.Stoll	MS RACING	Audi R8 LMS Ultra	6	1:21.655	0.486	0.044	151,8	9:08:34
12	20 M.Sandritter/J.Müller	PIXUM Team Schubert	BMW Z4 GT3	4	1:21.662	0.493	0.007	151,7	9:05:44
13	6 M.Farnbacher/P.Frommenwiler	Farnbacher Racing	Porsche 911 GT3 R	6	1:21.676	0.507	0.014	151,7	9:09:39
14	28 C.Jöns/M.Winkelhock	Prosperia C. Abt Racing	Audi R8 LMS Ultra	4	1:21.684	0.515	0.008	151,7	9:06:03
15	3 A.Wirth/C.Hohenadel	Callaway Competition	Corvette Z06.R GT3	10	1:21.685	0.516	0.001	151,7	9:16:13
16	12 S.Knap/J.den Boer	DB Motorsport	BMW Z4 GT3	10	1:21.705	0.536	0.020	151,7	9:14:46
17	16 P.Geipel/F.Schmickler	THE BOSS YACO Racing	Audi R8 LMS Ultra	9	1:21.776	0.607	0.071	151,5	9:14:14
18	26 R.Frey/C.Haase	Prosperia C. Abt Racing	Audi R8 LMS Ultra	4	1:21.815	0.646	0.039	151,5	9:05:58
19	7 J.Aeberhard/D.Jahn	Farnbacher Racing	Porsche 911 GT3 R	8	1:21.996	0.827	0.181	151,1	9:14:25
20	2 D.Alessi/D.Keilwitz	Callaway Competition	Corvette Z06.R GT3	4	1:22.063	0.894	0.067	151,0	9:06:26
21	17 R.Lips(*G*)/L.Marionek	Callaway Competition	Corvette Z06.R GT3	10	1:22.144	0.975	0.081	150,8	9:15:53
22	11 S.Afanasiev/A.Simonsen	Polarweiss Racing	Mercedes Benz SLS AMG GT3	10	1:22.192	1.023	0.048	150,8	9:15:46
23	22 R.Rehfeld/C.Seifert	Team rhino's Leipert Motorsport	Lamborghini Gallardo FL2	9	1:22.675	1.506	0.483	149,9	9:13:47

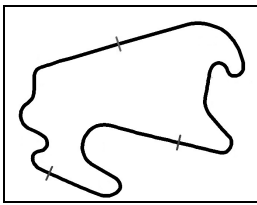
(*G*) marks the Gentlemen driver

Subject to final scrutineering!

Publications Time:

Clerk of the course:

Time Keeping:



ADAC GT Masters

Lap analysis Warm Up

Provisional



Lausitzring (short), Length: 3442 m

Air temperature: 18.7°C

Track temperature: 23.4°C

Weather condition: Dry

DMSB Reg. Nr.: 276/13
Deutscher Motor Sport Bund e.V.

Sunday 1.9.2013 09:00

Lap	Time	SE1	SP1	SE2	SP2	SE3	SP3	TSP	Lap	Time	SE1	SP1	SE2	SP2	SE3	SP3	TSP
1	Sebastian Asch, DEU/ Florian Stoll, DEU								theoretical besttime: 1:21.393								
1	1:41.118	39.313	170	24.967	208	36.838	232		7	1:32.436	26.384	180	21.386	225	44.666		242
2	1:24.889	27.585	178	22.228	220	35.076	233	240	8	2:23.943	1:26.897	178	21.716	223	35.330	234	
3	1:22.511	26.473	180	21.597	222	34.441	235	242	9	1:21.887	26.300	181	21.313	224	34.274	234	243
4	1:22.287	26.567	179	21.561	223	34.159	236	244	10	1:21.756	26.076	179	21.638	223	34.042	236	243
5	1:21.708	26.139	180	21.516	223	34.053	234	244									
6	1:21.655	26.213	179	21.275	224	34.167	234	242									

2	Diego Alessi, ITA/ Daniel Keilwitz, DEU								theoretical besttime: 1:22.063								
1	2:01.123	49.891	166	30.001	163	41.231	242		4	1:22.063	26.293	185	21.632	230	34.138	246	256
2	1:40.202	31.941	146	30.287	175	37.974	245	198	5	2:09.161	1:00.825	181	23.420	227	44.916		256
3	1:23.091	26.698	185	22.101	229	34.292	245	255									

3	Andreas Wirth, DEU/ Christian Hohenadel, DEU								theoretical besttime: 1:21.672								
1	1:59.322	50.483	155	28.312	142	40.527	206		7	1:28.916	26.457	184	21.440	229	41.019		253
2	1:36.885	31.087	124	25.908	198	39.890	241	196	8	2:52.081	1:55.776	184	21.669	229	34.636	243	
3	1:23.340	26.960	183	21.904	227	34.476	244	251	9	1:21.769	26.418	185	21.392	229	33.959	244	254
4	1:23.230	26.624	185	22.266	211	34.340	244	255	10	1:21.685	26.321	185	21.401	229	33.963	244	254
5	1:22.221	26.543	185	21.500	230	34.178	245	253									
6	1:24.264	26.800	181	22.977	229	34.487	243	254									

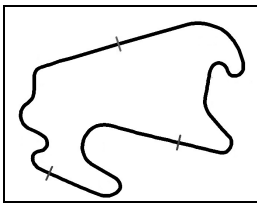
4	Christian Engelhart, DEU/ Nicolas Armindo, FRA								theoretical besttime: 1:21.337								
1	3:44.202	2:45.360	173	23.339	218	35.503	234		7	1:21.806	25.851	179	21.457	222	34.498	235	245
2	1:22.978	26.641	177	21.896	220	34.441	236	244	8	1:22.103	26.240	179	21.623	224	34.240	237	244
3	1:22.484	26.593	178	21.746	222	34.145	237	246	9	1:21.584	25.991	179	21.564	223	34.029	237	246
4	1:22.098	26.236	178	21.523	222	34.339	237	246	10	1:22.707	26.023	179	21.606	223	35.078	235	246
5	1:24.875	27.762	150	22.405	220	34.708	236	246									
6	1:21.813	26.004	179	21.618	224	34.191	236	245									

5	Christina Nielsen, DNK/ Nick Tandy, FRA								theoretical besttime: 1:21.539								
1	1:45.391	43.395	164	23.788	214	38.208	231		7	1:24.199	27.010	180	22.151	225	35.038	238	245
2	1:27.611	27.465	178	22.075	219	38.071	236	238	8	1:23.524	27.012	181	21.964	223	34.548	238	247
3	1:22.652	26.466	180	22.015	217	34.171	237	245	9	1:23.128	26.629	181	21.811	222	34.688	238	247
4	1:21.539	26.066	181	21.586	224	33.887	237	246	10	1:23.196	26.591	181	21.822	223	34.783	238	247
5	1:29.367	26.444	181	21.760	223	41.163		246									
6	2:47.961	1:50.145	178	22.647	221	35.169	236										

6	Mario Farnbacher, DEU/ Philipp Frommenwiler, CHE								theoretical besttime: 1:21.474								
1	1:43.296	42.455	172	24.097	205	36.744	234		7	1:21.749	26.134	182	21.458	226	34.157	240	247
2	1:31.982	27.710	177	22.454	220	41.818		243	8	1:23.427	27.306	181	21.965	225	34.156	238	247
3	2:17.773	1:21.410	179	21.867	223	34.496	237		9	1:21.737	26.253	182	21.598	226	33.886	239	247
4	1:22.278	26.448	180	21.692	224	34.138	237	245	10	1:22.127	26.480	179	21.693	226	33.954	239	247
5	1:21.940	26.310	181	21.748	225	33.882	238	246	11	1:31.742	27.450	181	22.308	205	41.984		247
6	1:21.676	26.141	181	21.517	226	34.018	239	246									

7	Jürg Aeberhard, CHE/ David Jahn, DEU								theoretical besttime: 1:21.812								
1	1:46.623	44.390	163	24.355	215	37.878	234		6	1:29.577	26.618	171	21.927	223	41.032		246
2	1:27.565	29.056	123	23.135	220	35.374	237	242	7	4:11.580	3:15.955	181	21.509	225	34.116	239	
3	1:24.201	26.720	180	21.960	220	35.521	237	246	8	1:21.996	26.187	180	21.547	225	34.262	240	247
4	1:22.036	26.230	179	21.557	223	34.249	238	247	9	1:23.236	26.739	181	21.552	226	34.945	239	248
5	1:22.140	26.324	180	21.673	223	34.143	237	246									

8	Robert Renauer, DEU/ Martin Ragginger, AUT								theoretical besttime: 1:21.365								
1	2:36.604	1:39.292	174	22.459	221	34.853	233		4	1:32.367	27.622	181	21.773	219	42.972		246
2	1:22.613	26.416	180	21.892	215	34.305	235	243	5	3:08.626	1:55.512	171	23.903	215	49.211		
3	1:21.365	26.077	180	21.439	223	33.849	237	244									



ADAC GT Masters

Lap analysis Warm Up

Provisional



Lausitzring (short), Length: 3442 m

Air temperature: 18.7°C

Track temperature: 23.4°C

Weather condition: Dry



Reg. Nr.: 276/13

Sunday 1.9.2013 09:00

Lap	Time	SE1	SP1	SE2	SP2	SE3	SP3	TSP	Lap	Time	SE1	SP1	SE2	SP2	SE3	SP3	TSP
9 Rene Bourdeaux, DEU/ Alfred Renauer, DEU									theoretical besttime: 1:21.456								
1	2:26.072	1:24.834	169	24.158	204	37.080	237		6	1:21.686	26.115	182	21.386	227	34.185	239	248
2	1:25.688	27.721	177	23.039	218	34.928	239	247	7	1:21.655	26.152	179	21.531	227	33.972	239	247
3	1:22.400	26.542	180	21.747	225	34.111	239	247	8	1:21.658	26.278	180	21.425	226	33.955	241	248
4	1:31.461	26.869	176	22.057	224	42.535		248	9	1:21.504	26.134	182	21.407	227	33.963	240	249
5	2:32.406	1:36.582	180	21.777	225	34.047	239		10	1:29.741	26.170	181	21.428	227	42.143		249

10 Maximilian Buhk, DEU/ Maximilian Götz, DEU									theoretical besttime: 1:21.591								
1	1:58.197	50.902	132	27.750	162	39.545	165		7	2:28.747	1:32.319	159	21.999	227	34.429	239	
2	1:29.255	29.949	168	23.363	183	35.943	238	194	8	1:23.163	27.349	181	21.633	227	34.181	240	249
3	1:26.151	26.921	181	22.195	187	37.035	238	248	9	1:22.509	26.213	182	22.103	219	34.193	240	250
4	1:21.821	26.312	183	21.579	226	33.930	239	248	10	1:21.611	26.137	183	21.547	228	33.927	241	250
5	1:21.784	26.270	181	21.566	225	33.948	240	249									
6	1:28.960	26.225	182	21.527	226	41.208		249									

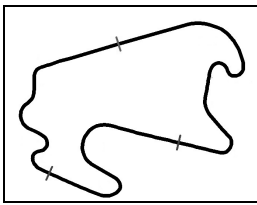
11 Sergey Afanasiev, RUS/ Andreas Simonsen, SWE									theoretical besttime: 1:21.904								
1	1:51.936	47.917	160	25.216	174	38.803	198		7	2:37.585	1:40.350	180	22.012	226	35.223	239	
2	1:30.000	29.799	145	23.852	203	36.349	236	201	8	1:23.258	27.092	181	21.687	226	34.479	240	249
3	1:24.419	27.443	179	22.141	222	34.835	237	246	9	1:22.530	26.463	183	21.608	226	34.459	240	250
4	1:22.328	26.405	181	21.613	225	34.310	238	247	10	1:22.192	26.376	182	21.642	227	34.174	241	250
5	1:22.404	26.122	181	21.977	218	34.305	238	248									
6	1:29.457	26.346	181	21.712	225	41.399		248									

12 Simon Knap, NLD/ Jeroen den Boer, NLD									theoretical besttime: 1:21.705								
1	2:25.737	1:23.793	136	24.771	195	37.173	231		7	1:21.956	26.098	179	21.426	224	34.432	234	243
2	1:23.926	27.019	176	22.086	220	34.821	232	239	8	1:21.892	26.024	179	21.443		34.425	234	243
3	1:22.515	26.296	178	21.642	222	34.577	233	241	9	1:21.823	26.039	180	21.434	226	34.350	236	244
4	1:22.252	26.287	178	21.434	223	34.531	233	242	10	1:21.705	26.018	180	21.399	225	34.288	235	245
5	1:23.064	27.065	179	21.541	221	34.458	233	242	11	1:21.760	26.031	181	21.438	225	34.291	235	245
6	1:21.931	26.065	179	21.402	223	34.464	233	242									

14 Frank Kechele, DEU/ Dominik Schwager, BEL									theoretical besttime: 1:21.038								
1	2:04.042	52.576	126	29.622	153	41.844	208		7	1:21.169	26.130	183	21.284	227	33.755	241	248
2	1:30.172	30.968	177	23.727	211	35.477	238	193	8	1:28.559	25.999	183	21.381	228	41.179		249
3	1:24.519	27.231	182	21.901	219	35.387	239	247	9	2:29.559	1:33.550	182	21.879	225	34.130	241	
4	1:21.578	26.117	182	21.517	226	33.944	242	247	10	1:21.311	26.071	184	21.318	227	33.922	243	249
5	1:21.616	26.252	182	21.542	226	33.822	241	249									
6	1:21.443	26.092	182	21.557	227	33.794	240	248									

16 Philip Geipel, DEU/ Frank Schmickler, DEU									theoretical besttime: 1:21.735								
1	1:55.415	43.556	110	30.872	110	40.987	227		7	1:22.051	26.255	179	21.504	222	34.292	232	240
2	1:30.317	30.246	147	24.105	214	35.966	231	236	8	1:22.346	26.261	180	21.595	221	34.490	233	240
3	1:23.768	27.110	179	21.822	221	34.836	232	239	9	1:21.776	26.065	180	21.441	221	34.270	232	242
4	1:22.475	26.648	179	21.552	222	34.275	232	240	10	1:21.940	26.099	180	21.400	223	34.441	233	241
5	1:34.935	27.379	176	22.318	219	45.238		241									
6	2:20.823	1:24.504	178	21.684	221	34.635	232										

17 Remo Lips, CHE/ Lennart Marioneck, DEU									theoretical besttime: 1:22.099								
1	2:00.449	49.037	162	28.851	122	42.561	182		7	2:27.778	1:31.783	182	21.771	229	34.224	243	
2	1:28.308	29.400	183	22.780	228	36.128	245	206	8	1:23.058	26.595	185	22.031	226	34.432	243	253
3	1:25.786	27.319	182	22.604	229	35.863	245	255	9	1:22.914	26.728	185	21.612	229	34.574	243	253
4	1:24.454	27.114	184	22.179	230	35.161	244	256	10	1:22.144	26.640	185	21.570	230	33.934	244	253
5	1:27.854	27.136	180	23.214	230	37.504	247	254									
6	1:30.755	26.639	185	21.993	231	42.123		257									



ADAC GT Masters

Lap analysis Warm Up

Provisional



Lausitzring (short), Length: 3442 m

Air temperature: 18.7°C

Track temperature: 23.4°C

Weather condition: Dry

DMSB Reg. Nr.: 276/13
Deutscher Motor Sport Bund e.V.

Sunday 1.9.2013 09:00

Lap	Time	SE1	SP1	SE2	SP2	SE3	SP3	TSP	Lap	Time	SE1	SP1	SE2	SP2	SE3	SP3	TSP
18	Toni Seiler, CHE/ Mike Parisy, FRA								theoretical besttime: 1:21.143								
1	2:02.836	49.430	107	31.538	154	41.868	217		6	1:29.640	25.987	186	21.304	231	42.355		256
2	1:34.686	31.096	139	25.903	159	37.687	243	220	7	3:57.951	2:51.877	117	27.226	175	38.848	242	
3	1:24.177	26.955	184	21.588	230	35.634	245	254	8	1:26.134	28.019	184	23.115	225	35.000	244	252
4	1:23.161	26.247	185	21.392	232	35.522	245	255	9	1:40.053	27.366	185	22.160	227	50.527		254
5	1:21.436	26.097	186	21.481	230	33.858	246	254									

19	Claudia Hürtgen, DEU/ Dominik Baumann, AUT								theoretical besttime: 1:21.278								
1	1:40.440	38.623	167	24.948	215	36.869	230		6	2:31.373	1:33.526	170	22.731	222	35.116	234	
2	1:24.335	27.543	176	21.886	222	34.906	232	240	7	1:22.024	26.161	179	21.615	224	34.248	234	243
3	1:22.351	26.414	178	21.424	224	34.513	234	241	8	1:21.714	26.148	180	21.325	226	34.241	236	243
4	1:21.673	26.110	178	21.336	224	34.227	234	243	9	1:21.426	25.958	181	21.473	224	33.995	236	245
5	1:27.879	26.048	178	21.372	225	40.459	245		10	1:30.286	25.999	180	21.576	223	42.711		245

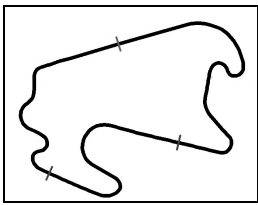
20	Max Sandritter, DEU/ Jörg Müller, DEU								theoretical besttime: 1:21.629								
1	1:36.606	36.498	169	23.905	213	36.203	229		7	1:22.539	26.261	179	21.553	223	34.725	233	244
2	1:23.778	27.241	176	21.890	220	34.647	231	237	8	1:23.280	27.073	175	21.571	222	34.636	230	242
3	1:21.908	26.254	177	21.417	223	34.237	232	240	9	1:21.871	26.082	179	21.406	223	34.383	233	241
4	1:21.662	26.028	178	21.364	221	34.270	233	239	10	1:22.259	26.381	179	21.525	223	34.353	232	243
5	1:29.001	26.376	178	21.554	221	41.071		242	11	1:30.994	27.749	178	21.537	223	41.708		228
6	2:24.155	1:28.068	178	21.757	224	34.330	233										

22	Roland Rehfeld, DEU/ Carsten Seifert, DEU								theoretical besttime: 1:22.675								
1	2:22.384	1:08.550	117	30.154	137	43.680	210		6	1:23.835	27.055	179	21.785	221	34.995	230	238
2	1:31.259	30.185	148	24.588	189	36.486	229	222	7	1:26.134	26.802	179	22.115	188	37.217	232	237
3	1:25.812	27.605	178	22.538	216	35.669	229	238	8	1:24.771	27.983	180	22.089	222	34.699	231	240
4	1:25.185	27.748	179	22.167	218	35.270	230	237	9	1:22.675	26.496	180	21.703	221	34.476	231	240
5	1:25.732	28.477	178	22.013	219	35.242	231	237	10	1:31.618	26.982	177	22.420	218	42.216		240

26	Rahel Frey, CHE/ Christopher Haase, DEU								theoretical besttime: 1:21.746								
1	1:46.105	43.786	167	24.163	211	38.156	233		7	1:24.556	27.340	177	22.412	221	34.804	232	240
2	1:27.724	27.811	176	22.405	217	37.508	232	243	8	1:22.801	26.599	176	21.538	222	34.664	232	240
3	1:22.523	26.440	178	21.749	221	34.334	234	241	9	1:22.512	26.524	179	21.527	221	34.461	233	241
4	1:21.815	26.131	178	21.468	222	34.216	233	243	10	1:22.536	26.605	178	21.399	222	34.532	233	242
5	1:29.822	26.297	177	21.604	221	41.921		242									
6	2:31.530	1:34.242	174	22.246	220	35.042	232										

27	Rene Rast, DEU/ Christopher Mies, DEU								theoretical besttime: 1:21.338								
1	1:44.978	43.070	170	24.012	213	37.896	231		7	1:21.636	26.079	178	21.521	222	34.036	233	241
2	1:24.139	27.237	177	22.071	219	34.831	233	241	8	1:21.452	26.094	179	21.340	223	34.018	233	242
3	1:22.556	26.478	178	21.692	220	34.386	234	243	9	1:21.677	25.980	179	21.460	222	34.237	234	242
4	1:21.898	26.238	178	21.413	222	34.247	235	244	10	1:21.752	26.159	179	21.527	223	34.066	234	243
5	1:29.187	26.113	178	21.794	219	41.280		244									
6	2:29.989	1:29.792	175	25.307	191	34.890	232										

28	Christer Jöns, DEU/ Markus Winkelhock, DEU								theoretical besttime: 1:21.514								
1	1:45.819	43.278	170	24.227	208	38.314	232		7	1:31.957	27.046	177	22.384	220	42.527		239
2	1:33.594	34.821	159	23.841	219	34.932	230	241	8	2:24.918	1:28.363	177	21.892	220	34.663	230	
3	1:22.231	26.335	178	21.444	221	34.452	231	239	9	1:22.337	26.066	178	21.909	219	34.362	230	239
4	1:21.684	26.184	179	21.403	222	34.097	232	240	10	1:22.020	26.153	177	21.721	217	34.146	230	239
5	1:22.984	26.218	175	21.828	220	34.938	231	240									
6	1:21.804	26.014	178	21.576	221	34.214	230	240									



ADAC GT Masters

Lap analysis Warm Up

Provisional



Lausitzring (short), Length: 3442 m

Air temperature: 18.7°C

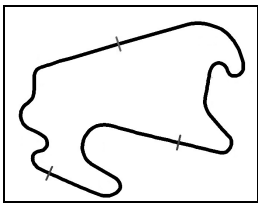
Track temperature: 23.4°C

Weather condition: Dry

DMSB Reg. Nr.: 276/13
Deutscher Motor Sport Bund e.V.

Sunday 1.9.2013 09:00

Lap	Time	SE1	SP1	SE2	SP2	SE3	SP3	TSP	Lap	Time	SE1	SP1	SE2	SP2	SE3	SP3	TSP
100	Daniel Dobitsch, AUT/ Aditya Patel, IND								theoretical besttime: 1:20.970								
1	1:42.882	40.566	172	24.913	212	37.403	233		7	1:24.500	26.120	181	23.161	198	35.219	235	243
2	1:24.955	27.528	178	22.222	221	35.205	230	242	8	1:21.516	25.934	182	21.408	224	34.174	235	244
3	1:22.807	26.437	181	22.021	222	34.349	236	240	9	1:23.341	26.649	175	21.783	220	34.909	237	244
4	1:21.984	26.119	181	21.556	224	34.309	236	245	10	1:21.640	25.714	181	21.671	224	34.255	236	246
5	1:31.553	29.232	172	24.343	140	37.978	234	244	11	1:21.224	25.968	179	21.399	225	33.857	238	244
6	1:22.068	26.114	180	21.404	224	34.550	234	244									



ADAC GT Masters

Vmax list Warm Up

Provisional



Lausitzring (short), Length: 3442 m

Air temperature: 18.7°C

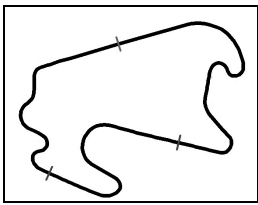
Track temperature: 23.4°C

Weather condition: Dry

DMSB Reg. Nr.: 276/13
Deutscher Motor Sport Bund e.V.

Sunday 1.9.2013 09:00

Nr	Team, Car, Driver, Nat	Top speed
17	Callaway Competition, Corvette Z06.R GT3 Lips Remo , CHE Marioneck Lennart , DEU	256,78 km/h
2	Callaway Competition, Corvette Z06.R GT3 Alessi Diego , ITA Keilwitz Daniel , DEU	255,86 km/h
18	Callaway Competition, Corvette Z06.R GT3 Seiler Toni , CHE Parisy Mike , FRA	255,50 km/h
3	Callaway Competition, Corvette Z06.R GT3 Wirth Andreas , DEU Hohenadel Christian , DEU	254,72 km/h
11	Polarweiss Racing, Mercedes Benz SLS AMG GT3 Afanasiev Sergey , RUS Simonsen Andreas , SWE	250,06 km/h
10	Polarweiss Racing, Mercedes Benz SLS AMG GT3 Buhk Maximilian , DEU Götz Maximilian , DEU	249,77 km/h
14	Lambda Performance, Ford GT GT3 Kechele Frank , DEU Schwager Dominik , BEL	249,37 km/h
9	Tonino powered by Herberth Motorsport, Porsche 911 GT3 Bourdeaux Rene , DEU Renauer Alfred , DEU	248,96 km/h
7	Farnbacher Racing, Porsche 911 GT3 R Aeberhard Jürg , CHE Jahn David , DEU	248,45 km/h
6	Farnbacher Racing, Porsche 911 GT3 R Farnbacher Mario , DEU Frommenwiler Philipp , CHE	247,42 km/h
5	Farnbacher Racing, Porsche 911 GT3 R Nielsen Christina , DNK Tandy Nick , FRA	247,08 km/h
4	Team GW-Schütz, Porsche 911 GT3 R Engelhart Christian , DEU Armino Nicolas , FRA	245,90 km/h
100	MS RACING, Audi R8 LMS Ultra Dobitsch Daniel , AUT Patel Aditya , IND	245,57 km/h
8	Tonino powered by Herberth Motorsport, Porsche 911 GT3 Renauer Robert , DEU Ragginger Martin , AUT	245,57 km/h



ADAC GT Masters

Vmax list Warm Up

Provisional



Lausitzring (short), Length: 3442 m

Air temperature: 18.7°C

Track temperature: 23.4°C

Weather condition: Dry

DMSB Reg. Nr.: 276/13
Deutscher Motor Sport Bund e.V.

Sunday 1.9.2013 09:00

Nr	Team, Car, Driver, Nat	Top speed
19	PIXUM Team Schubert, BMW Z4 GT3 Hürtgen Claudia , DEU Baumann Dominik , AUT	245,45 km/h
12	DB Motorsport, BMW Z4 GT3 Knap Simon , NLD den Boer Jeroen , NLD	245,29 km/h
27	Prosperia C. Abt Racing, Audi R8 LMS Ultra Rast Rene , DEU Mies Christopher , DEU	243,85 km/h
1	MS RACING, Audi R8 LMS Ultra Asch Sebastian , DEU Stoll Florian , DEU	243,79 km/h
20	PIXUM Team Schubert, BMW Z4 GT3 Sandritter Max , DEU Müller Jörg , DEU	243,52 km/h
26	Prosperia C. Abt Racing, Audi R8 LMS Ultra Frey Rahel , CHE Haase Christopher , DEU	243,19 km/h
16	THE BOSS YACO Racing, Audi R8 LMS Ultra Geipel Philip , DEU Schmickler Frank , DEU	241,50 km/h
28	Prosperia C. Abt Racing, Audi R8 LMS Ultra Jöns Christer , DEU Winkelhock Markus , DEU	240,80 km/h
22	Team rhino's Leipert Motorsport, Lamborghini Gallardo FL Rehfeld Roland , DEU Seifert Carsten , DEU	240,00 km/h