



ADAC Formel Masters

Result List Race 1



Provisional



Reg. Nr.: 276/13

Amended
31.8.2013 - 15:51

Lausitzring (short), Length: 3442 m

Air temperature: 26.2°C

Track temperature: 27.7°C

Weather condition: Dry

Saturday 31.8.2013 13:50

started : 21

classified : 18

not classified : 3

	Competitor Drivers	Sponsor Car	Laps	Total Time	Gap	Kph	Lap	Time	Kph
1	9 ADAC Berlin-Brandenburg e.V. M.Günther(DEU)	Formel ADAC power by Volkswagen	18	25:28.919		145,9	10	1:24.115	147,3
2	15 ADAC Berlin-Brandenburg e.V. A.Picariello(BEL)	Formel ADAC power by Volkswagen	18	25:31.190	2.271	145,7	8	1:24.270	147,0
3	16 Schiller-Motorsport J.Kremer(DEU)	Formel ADAC power by Volkswagen	18	25:41.374	12.455	144,7	12	1:24.654	146,4
4	7 Neuhauser Racing Team N.Beer(DEN)	Formel ADAC power by Volkswagen	18	25:43.604	14.685	144,5	16	1:24.699	146,3
5	4 Lotus B.Visser(NLD)	Formel ADAC power by Volkswagen	18	25:45.604	16.685	144,3	7	1:24.741	146,2
6	26 Team KUG Motorsport R.Boschung(CHE)	Formel ADAC power by Volkswagen	18	25:45.958	17.039	144,3	16	1:24.671	146,3
7	17 Schiller Motorsport F.Schiller(DEU)	Formel ADAC power by Volkswagen	18	25:48.075	19.156	144,1	7	1:24.899	146,0
8	8 Neuhauser Racing Team S.Riener(AUT)	Formel ADAC power by Volkswagen	18	25:48.408	19.489	144,0	14	1:24.642	146,4
9	11 ADAC Berlin-Brandenburg e.V. H.Grapp(DEU)	Formel ADAC power by Volkswagen	18	25:50.619	21.700	143,8	17	1:24.737	146,2
10	5 Lotus I.Dontje(NLD)	Formel ADAC power by Volkswagen	18	25:54.252	25.333	143,5	11	1:25.059	145,7
11	22 JBR Motorsport & Engineering GmbH B.Gentgen(DEU)	ADAC Nordrhein e.V. Formel ADAC power by Volkswagen	18	25:55.661	26.742	143,4	15	1:25.289	145,3
12	2 Lotus C.O'Keeffe(RSA)	Formel ADAC power by Volkswagen	18	25:56.030	27.111	143,3	9	1:25.012	145,8
13	19 JBR Motorsport & Engineering GmbH K.Giersiepen(DEU)	ADAC Westfalen Team Sport Formel ADAC power by Volkswagen	18	26:04.904	35.985	142,5	16	1:25.860	144,3
14	10 ADAC Berlin-Brandenburg e.V. K.Schramm(DEU)	Formel ADAC power by Volkswagen	18	26:09.982	41.063	142,1	10	1:25.170	145,5
15	6 Neuhauser Racing Team M.Dienst(DEU)	ADAC Nordbaden e.V. Formel ADAC power by Volkswagen	18	26:14.420	45.501	141,7	7	1:24.783	146,2
16	24 Team KUG Motorsport S.Kox(NLD)	Formel ADAC power by Volkswagen	18	26:14.829	45.910	141,6	15	1:25.712	144,6
17	29 JBR Motorsport & Engineering GmbH M.Lenerz(DEU)	Formel ADAC power by Volkswagen	18	26:17.822	48.903	141,4	9	1:26.238	143,7
18	14 ADAC Berlin-Brandenburg e.V. G.Maggi(CHE)	Formel ADAC power by Volkswagen	18	26:18.370	49.451	141,3	18	1:26.148	143,8
not classified									
20	KSW Motorsport M.Gatz(DEU)	ADAC Westfalen Team Sport Formel ADAC power by Volkswagen	12	18:19.697	6LAPS	135,2	4	1:26.428	143,4
23	JBR Motorsport & Engineering GmbH H.Utsch(DEU)	Formel ADAC power by Volkswagen	9	13:10.975	9LAPS	141,0	9	1:25.868	144,3
3	Lotus M.Jensen(DNK)	Formel ADAC power by Volkswagen	6	9:01.719	12LAPS	137,2	4	1:25.559	144,8

Fastest lap of the race. Car 9 driver on lap 10. Time 1:24.115, average speed 147,3 km/h.

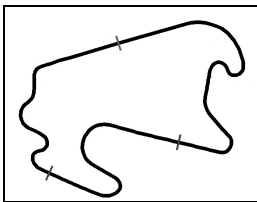
Following stewards decision no. 18 - drive through penalty replace in 30s penalty for the car no.6

Subject to final scrutineering!

Publications Time:

Clerk of the course:

Time Keeping:



ADAC Formel Masters

Lap chart Race 1

Provisional

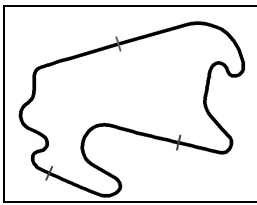


Lausitzring (short), Length: 3442 m

Saturday 31.8.2013 13:50

POS	1	2	3	4	5	6	7	8	9	10	11	12	13	14	15	16	17	18	19	20	21	22	23	
LAP 1	9	15	6	11	16	7	3	26	4	17	2	10	5	8	22	19	20	23	24	29	14			
LAP 2	9	15	6	11	16	7	26	3	4	17	2	10	5	8	22	19	20	23	24	29	14			
LAP 3	9	15	6	11	16	7	26	3	4	17	2	10	8	22	5	19	20	23	29	24	14			
LAP 4	9	15	6	11	16	7	26	3	4	17	2	10	8	22	5	19	20	23	29	24	14			
LAP 5	9	15	6	11	16	7	26	4	3	17	2	10	8	22	5	19	23	29	24	14	20			
LAP 6	9	15	6	11	16	7	26	4	17	2	8	10	5	22	19	23	29	24	14	.3	20			
LAP 7	9	15	6	11	16	26	7	4	17	2	8	10	5	22	19	23	29	24	14	20				
LAP 8	9	15	6	11	16	7	26	4	17	2	8	10	5	22	19	23	29	24	14	20				
LAP 9	9	15	6	11	16	7	26	4	17	2	8	10	5	22	19	23	29	24	14	20				
LAP 10	9	15	6	11	16	7	26	4	17	2	8	10	5	22	19	29	24	14	20					
LAP 11	9	15	6	11	16	7	26	4	17	8	2	10	5	22	19	29	24	14	20					
LAP 12	9	15	6	11	16	7	4	26	17	8	5	10	2	22	19	29	24	14	.20					
LAP 13	9	15	6	11	16	7	4	26	17	8	5	22	2	19	10	29	24	14						
LAP 14	9	15	6	11	16	7	4	26	17	8	5	22	2	19	10	24	29	14						
LAP 15	9	15	6	11	16	7	4	26	17	8	5	22	2	19	10	24	29	14						
LAP 16	9	15	6	11	16	7	4	26	17	8	5	22	2	19	10	24	29	14						
LAP 17	9	15	6	11	16	7	4	26	17	8	5	22	2	19	10	24	29	14						
LAP 18	9	15	16	7	6	4	26	17	8	11	5	22	2	19	10	24	29	14						

. - PIT STOP ' - LAP BEHIND



ADAC Formel Masters



Lap analysis Race 1

Provisional

DMSB Reg. Nr.: 276/13
Deutscher Motor Sport Bund e.V.

Saturday 31.8.2013 13:50

Lausitzring (short), Length: 3442 m

Air temperature: 24.7°C

Track temperature: 27.9°C

Weather condition: Dry

Lap	Time	SE1	SP1	SE2	SP2	SE3	SP3	TSP	Lap	Time	SE1	SP1	SE2	SP2	SE3	SP3	TSP
5	1:26.619	27.321	155	22.415	194	36.883	197	206	15	1:26.756	27.654	156	22.296	194	36.806	198	203
6	1:26.385	27.138	155	22.469	194	36.778	196	205	16	1:26.640	27.420	156	22.300	194	36.920	196	205
7	1:26.521	27.013	156	22.604	193	36.904	197	205	17	1:27.244	27.400	156	22.820	193	37.024	194	202
8	1:26.583	27.270	155	22.427	194	36.886	196	205	18	1:26.148	26.984	155	22.356	195	36.808	195	202
9	1:26.307	26.988	156	22.432	194	36.887	196	205									
10	1:26.324	27.010	156	22.477	194	36.837	196	204									

15 Alessio Picariello, BEL ,

theoretical besttime: 1:24.207

1	1:31.690	32.811	158	22.081	197	36.798	198	125	11	1:24.323	26.267	158	21.926	196	36.136	198	206
2	1:25.353	26.738	158	22.069	198	36.546	198	205	12	1:24.440	26.364	158	22.056	197	36.020	197	205
3	1:25.728	27.299	158	22.085	196	36.344	198	205	13	1:24.581	26.399	158	21.953	196	36.229	196	204
4	1:24.830	26.516	158	22.044	197	36.270	198	206	14	1:24.577	26.419	158	21.976	196	36.182	196	204
5	1:24.377	26.333	159	21.948	197	36.096	199	206	15	1:24.967	26.416	158	22.000	197	36.551	195	204
6	1:24.832	26.567	158	22.075	197	36.190	198	207	16	1:24.637	26.429	158	22.011	197	36.197	196	202
7	1:24.436	26.275	158	21.981	197	36.180	198	206	17	1:24.616	26.416	158	21.932	196	36.268	195	202
8	1:24.270	26.267	158	21.948	197	36.055	199	207	18	1:24.631	26.513	157	21.974	196	36.144	195	202
9	1:24.492	26.450	158	21.944	198	36.098	198	207									
10	1:24.410	26.321	157	22.012	196	36.077	198	206									

16 Jason Kremer, DEU ,

theoretical besttime: 1:24.488

1	1:33.571	34.290	156	22.483	194	36.798	196		11	1:25.556	27.320	159	22.065	198	36.171	199	207
2	1:25.906	27.037	159	22.260	197	36.609	201	203	12	1:24.654	26.378	160	22.052	199	36.224	201	207
3	1:25.856	27.353	160	22.216	197	36.287	201	209	13	1:25.303	26.861	159	22.179	197	36.263	200	208
4	1:25.197	26.649	160	22.257	197	36.291	200	209	14	1:25.582	26.893	161	22.438	195	36.251	199	208
5	1:24.984	26.798	159	22.029	198	36.157	203	206	15	1:24.922	26.483	159	22.118	198	36.321	201	207
6	1:25.071	26.749	159	22.141	198	36.181	203	211	16	1:24.790	26.529	159	22.098	197	36.163	199	209
7	1:25.044	26.768	159	22.134	198	36.142	201	211	17	1:24.976	26.694	160	22.077	197	36.205	199	207
8	1:24.758	26.466	159	22.074	197	36.218	203	210	18	1:25.552	26.841	159	22.102	197	36.609	195	207
9	1:24.935	26.523	159	22.165	198	36.247	202	210									
10	1:24.717	26.483	160	22.153	198	36.081	201	209									

17 Fabian Schiller, DEU ,

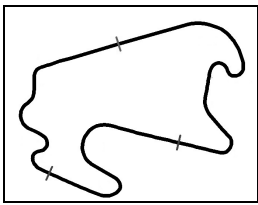
theoretical besttime: 1:24.760

1	1:35.166	35.552	159	22.477	197	37.137	199	143	11	1:25.516	26.687	159	22.326	195	36.503	197	204
2	1:26.475	27.486	159	22.273	198	36.716	201	207	12	1:25.823	27.240	159	22.270	197	36.313	199	203
3	1:26.544	27.187	158	22.814	197	36.543	200	210	13	1:25.361	26.759	159	22.131	196	36.471	198	206
4	1:25.659	26.939	158	22.261	195	36.459	199	208	14	1:25.184	26.716	159	22.030	196	36.438	196	205
5	1:25.134	26.790	159	22.107	195	36.237	200	207	15	1:24.921	26.580	159	22.035	196	36.306	197	204
6	1:25.508	26.891	159	22.083	195	36.534	198		16	1:25.409	26.659	159	22.073	195	36.677	196	204
7	1:24.899	26.672	158	22.000	196	36.227	198	206	17	1:25.630	27.084	159	22.041	195	36.505	196	204
8	1:25.174	26.676	158	22.057	194	36.441	198	205	18	1:25.441	27.090	158	22.027	195	36.324	195	203
9	1:25.145	26.833	158	22.132	195	36.180	198	206									
10	1:25.086	26.731	158	22.017	195	36.338	197	205									

19 Kim Alexander Giersiepen, DEU ,

theoretical besttime: 1:25.531

1	1:38.059	37.754	154	22.918	193	37.387	196	153	11	1:26.428	26.886	156	22.586	192	36.956	193	201
2	1:27.112	27.443	155	22.621	193	37.048	195	203	12	1:26.004	26.880	156	22.315	193	36.809	193	200
3	1:26.661	27.073	156	22.612	195	36.976	198	203	13	1:26.640	27.236	156	22.567	192	36.837	193	200
4	1:26.100	26.850	157	22.380	195	36.870	197	206	14	1:26.119	26.917	156	22.354	192	36.848	192	200
5	1:26.331	26.986	156	22.556	193	36.789	195	205	15	1:26.198	26.984	156	22.292	193	36.922	192	199
6	1:26.014	27.046	154	22.416	193	36.552	195	203	16	1:25.860	26.794	156	22.312	192	36.754	191	199
7	1:26.470	26.949	155	22.565	193	36.956	194	203	17	1:26.198	26.993	156	22.320	193	36.885	192	197
8	1:26.108	26.863	156	22.292	192	36.953	194	203	18	1:26.502	27.127	155	22.486	192	36.889	191	199
9	1:26.218	26.846	154	22.559	192	36.813	194	202									
10	1:25.882	26.735	156	22.244	193	36.903	193	201									



ADAC Formel Masters

Lap analysis Race 1

Provisional



Lausitzring (short), Length: 3442 m

Air temperature: 24.7°C

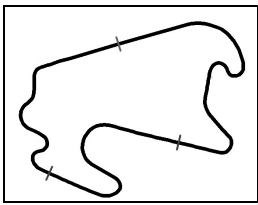
Track temperature: 27.9°C

Weather condition: Dry

DMSB Reg. Nr.: 276/13
Deutscher Motorsport Bund e.V.

Saturday 31.8.2013 13:50

Lap	Time	SE1	SP1	SE2	SP2	SE3	SP3	TSP	Lap	Time	SE1	SP1	SE2	SP2	SE3	SP3	TSP
8	1:26.373	27.198	158	22.304	192	36.871	195	203	18	1:26.671	27.261	158	22.390	193	37.020	193	200
9	1:26.238	27.069	157	22.339	192	36.830	195	202									
10	1:26.521	27.225	157	22.359	192	36.937	194	202									



ADAC Formel Masters

Vmax list Race 1

Provisional



Lausitzring (short), Length: 3442 m

Air temperature: 24.7°C

Track temperature: 27.7°C

Weather condition: Dry

DMSB Reg. Nr.: 276/13
Deutscher Motor Sport Bund e.V.

Saturday 31.8.2013 13:50

Nr	Team, Car, Driver, Nat	Top speed
26	Team KUG Motorsport, Formel ADAC powerd by Volkswagen Boschung Ralph , CHE	212,22 km/h
4	Lotus, Formel ADAC powerd by Volkswagen Visser Beitske , NLD	211,35 km/h
16	Schiller-Motorsport, Formel ADAC powerd by Volkswagen Kremer Jason , DEU	211,23 km/h
5	Lotus, Formel ADAC powerd by Volkswagen Dontje Indy , NLD	211,23 km/h
2	Lotus, Formel ADAC powerd by Volkswagen O'Keeffe Callan , RSA	211,14 km/h
8	Neuhauser Racing TEAM, Formel ADAC powerd by Volksw: Riener Stefan , AUT	210,44 km/h
10	Mücke-Motorsport, Formel ADAC powerd by Volkswagen Schramm Kim Luis , DEU	210,40 km/h
7	Neuhauser Racing TEAM, Formel ADAC powerd by Volksw: Beer Nicolas , DEN	209,87 km/h
17	Schiller-Motorsport, Formel ADAC powerd by Volkswagen Schiller Fabian , DEU	209,83 km/h
22	JBR Motorsport & Engineering GmbH, Formel ADAC power Gentgen Benedikt , DEU	209,63 km/h
24	Team KUG Motorsport, Formel ADAC powerd by Volkswagen Kox Stephane , NLD	207,49 km/h
15	Mücke-Motorsport, Formel ADAC powerd by Volkswagen Picariello Alessio , BEL	207,17 km/h
11	Mücke-Motorsport, Formel ADAC powerd by Volkswagen Grapp Hendrik , DEU	206,90 km/h
20	KSW Motorsport, Formel ADAC powerd by Volkswagen Gatz Martin , DEU	206,66 km/h
3	Lotus, Formel ADAC powerd by Volkswagen Jensen Mikkel , DNK	206,66 km/h
29	JBR Motorsport & Engineering GmbH, Formel ADAC power Lenerz Marcel , DEU	206,38 km/h
19	JBR Motorsport & Engineering GmbH, Formel ADAC power Giersiepen Kim Alexander , DEU	205,99 km/h
14	Mücke-Motorsport, Formel ADAC powerd by Volkswagen Maggi Giorgio , CHE	205,60 km/h
6	Neuhauser Racing TEAM, Formel ADAC powerd by Volksw: Dienst Marvin , DEU	204,55 km/h
23	JBR Motorsport & Engineering GmbH, Formel ADAC power Utsch Hannes , DEU	204,47 km/h
9	Mücke-Motorsport, Formel ADAC powerd by Volkswagen Günther Maximilian , DEU	203,08 km/h