

# ADAC GT Masters

## Results Race 1

Provisional



Lausitzring (short), Length: 3442 m

Air temperature: 26.7°C

Track temperature: 32.4°C

Weather condition: Dry



Reg. Nr.: 276/13

Saturday 31.8.2013 12:15

started : 23      classified : 21      not classified : 2

Drivers	Team	Car	Laps	Total Time	Gap	Kph	Lap	Time	Kph
1 2 D.Alessi/D.Keilwitz	Callaway Competition	Corvette Z06.R GT3	30	<b>1:00:26.315</b>		102,5	9	1:22.146	150,8
2 19 C.Hürtgen/D.Baumann	PIXUM Team Schubert	BMW Z4 GT3	30	<b>1:00:27.091</b>	0.776	102,5	23	1:22.169	150,8
3 8 R.Renauer/M.Ragginger	Tonino powered by Herberth Motors	Porsche 911 GT3 R	30	<b>1:00:27.738</b>	1.423	102,5	20	1:22.051	151,0
4 14 F.Kechele/D.Schwager	Lambda Performance	Ford GT GT3	30	<b>1:00:28.281</b>	1.966	102,5	21	1:22.039	151,0
5 28 C.Jöns/M.Winkelhock	Prosperia C. Abt Racing	Audi R8 LMS Ultra	30	<b>1:00:30.042</b>	3.727	102,4	7	1:22.144	150,8
6 12 S.Knap/J.den Boer	DB Motorsport	BMW Z4 GT3	30	<b>1:00:30.424</b>	4.109	102,4	10	1:22.042	151,0
7 10 M.Buhk/M.Götz	Polarweiss Racing	Mercedes Benz SLS AMG GT3	30	<b>1:00:32.474</b>	6.159	102,3	28	1:22.392	150,4
8 26 R.Frey/C.Haase	Prosperia C. Abt Racing	Audi R8 LMS Ultra	30	<b>1:00:33.364</b>	7.049	102,3	28	1:22.338	150,5
9 1 S.Asch/F.Stoll	MS RACING	Audi R8 LMS Ultra	30	<b>1:00:37.026</b>	10.711	102,2	11	1:22.399	150,4
10 3 A.Wirth/C.Hohenadel	Callaway Competition	Corvette Z06.R GT3	30	<b>1:00:39.910</b>	13.595	102,1	5	1:22.584	150,0
11 100 D.Dobitsch/A.Patel	MS RACING	Audi R8 LMS Ultra	30	<b>1:00:42.171</b>	15.856	102,1	11	1:22.718	149,8
12 7 J.Aeberhard/D.Jahn	Farnbacher Racing	Porsche 911 GT3 R	30	<b>1:00:42.590</b>	16.275	102,1	21	1:22.260	150,6
13 17 R.Lips(*G*)/L.Marionek	Callaway Competition	Corvette Z06.R GT3	30	<b>1:00:50.864</b>	24.549	101,8	5	1:22.344	150,5
14 27 R.Rast/C.Mies	Prosperia C. Abt Racing	Audi R8 LMS Ultra	30	<b>1:00:54.854</b>	28.539	101,7	7	1:22.147	150,8
15 16 P.Geipel/F.Schmickler	THE BOSS YACO Racing	Audi R8 LMS Ultra	30	<b>1:00:56.345</b>	30.030	101,7	10	1:22.636	149,9
16 11 S.Afanasiev/A.Simonsen	Polarweiss Racing	Mercedes Benz SLS AMG GT3	30	<b>1:00:58.499</b>	32.184	101,6	26	1:22.214	150,7
17 22 R.Rehfeld/C.Seifert	Team rhino's Leipert Motorsport	Lamborghini Gallardo FL2	30	<b>1:01:00.238</b>	33.923	101,6	22	1:23.277	148,8
18 9 R.Bourdeaux(*G*)/A.Renauer	Tonino powered by Herberth Motors	Porsche 911 GT3 R	30	<b>1:01:14.590</b>	48.275	101,2	29	1:22.242	150,7
19 5 C.Nielsen(*G*)/N.Tandy	Farnbacher Racing	Porsche 911 GT3 R	29	<b>1:00:45.580</b>	1 LAP	98,6	27	1:21.935	151,2
20 4 C.Engelhart/N.Armino	Team GW-Schütz	Porsche 911 GT3 R	27	<b>1:01:09.483</b>	3LAPS	91,2	10	1:22.170	150,8
21 20 M.Sandritter/J.Müller	PIXUM Team Schubert	BMW Z4 GT3	26	<b>55:12.268</b>	4LAPS	97,3	8	1:22.557	150,1
<b>not classified</b>									
6 M.Farnbacher/P.Frommenwiler	Farnbacher Racing	Porsche 911 GT3 R	11	<b>15:13.879</b>	19LAPS	149,1	7	1:21.952	151,2
18 T.Seiler(*G*)/M.Parisy	Callaway Competition	Corvette Z06.R GT3	9	<b>52:01.501</b>	21LAPS	35,7	3	1:23.836	147,8

Fastest lap of the race. Car 5 driver Tandy on lap 27. Time 1:21.935, average speed 151,2 km/h.

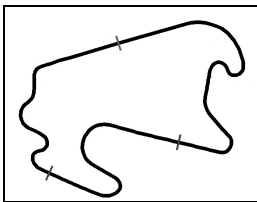
(\*G\*) marks the Gentlemen driver

Subject to final scrutineering!

Publications Time:

Clerk of the course:

Time Keeping:



Lausitzring (short), Length: 3442 m

# ADAC GT Masters

## Lap chart Race 1

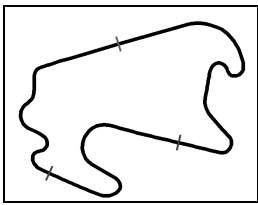
Provisional



Saturday 31.8.2013 12:15

POS	1	2	3	4	5	6	7	8	9	10	11	12	13	14	15	16	17	18	19	20	21	22	23	24	25
LAP 1	27	6	28	19	4	2	12	8	14	26	1	20	11	10	100	18	17	3	16	22	7	9	.	5	
LAP 2	27	6	28	19	4	2	12	8	14	26	1	20	10	11	100	18	3	17	16	22	7	9	5		
LAP 3	27	6	28	19	4	2	12	8	14	26	1	10	20	11	18	100	3	17	16	22	7	9	5		
LAP 4	27	6	28	19	2	4	12	8	14	26	1	10	20	11	100	17	3	16	22	7	9	18	5		
LAP 5	27	6	28	19	2	4	12	8	14	26	1	10	20	11	100	17	3	16	22	7	9	.18	5'		
LAP 6	27	6	28	19	2	4	12	8	14	26	1	10	20	11	100	17	3	16	22	7	9	5'	.18'		
LAP 7	27	6	28	19	2	4	12	8	14	26	1	10	20	100	11	17	3	16	22	7	9	5'	18'		
LAP 8	27	6	28	19	2	4	12	8	14	26	1	10	20	100	11	17	3	16	22	7	9	5'	.18'		
LAP 9	27	6	28	19	2	4	12	8	14	26	1	10	20	100	11	17	3	16	22	7	9	5'	.18'		
LAP 10	27	6	28	19	2	4	12	8	14	26	1	10	20	100	11	17	3	16	22	7	9	5'			
LAP 11	27	6	28	19	2	4	12	8	14	26	1	10	20	100	11	17	3	16	22	7	9	5'			
LAP 12	27	28	19	2	12	8	14	26	1	10	20	100	11	17	3	16	7	22	9	.4	.5'				
LAP 13	27	.28	.19	.2	.12	.8	.14	.26	.1	.10	.20	.100	.11	.17	.3	.16	.7	.22	.9	.5'	.4'				
LAP 14	.27	.28	.19	.2	.12	.8	.14	.26	.1	.10	.20	.100	.11	.17	.3	.16	.7	.22	.9	5'	4'				
LAP 15	27	28	19	2	12	8	14	26	1	10	20	100	11	17	3	16	7	22	9	.5'	4'				
LAP 16	27	28	19	8	14	26	1	17	.2	.12	7	.10	.20	.100	.11	.3	.16	.22	.9	5'	4'				
LAP 17	27	28	14	1	.19	17	.8	.26	.7	2	12	10	11	100	3	20	16	9	22'	5'	4'				
LAP 18	28	1	.27	.14	17	2	19	8	12	10	11	26	100	3	20	7	16	9	22	5'	4'				
LAP 19	1	.28	.17	.27	2	19	8	14	12	10	11	26	100	3	20	7	9	16	22	5'	4'				
LAP 20	1	2	19	8	14	28	12	10	11	26	100	3	20	7	17	9	16	22	27	5'	4'				
LAP 21	.1	2	19	8	14	28	12	10	11	26	100	3	20	7	17	16	22	.9	27	5'	4'				
LAP 22	2	19	8	14	28	12	10	26	1	3	100	20	.11	7	17	16	22	27	9	5'	4'				
LAP 23	2	19	8	14	28	12	10	26	1	3	100	20	7	17	16	22	27	11	9	5'	4'				
LAP 24	2	19	8	14	28	12	10	26	1	3	100	20	7	17	16	22	27	11	9	5'	4'				
LAP 25	2	19	8	14	28	12	10	26	1	3	100	7	20	17	16	27	22	11	9	5'	4'				
LAP 26	2	19	8	14	28	12	10	26	1	3	100	7	20	17	16	27	22	11	9	5'	4'				
LAP 27	2	19	8	14	28	12	10	26	1	3	100	7	17	16	27	22	11	9	5'	4'					
LAP 28	2	19	8	14	28	12	10	26	1	3	100	7	17	16	27	22	11	9	5'						
LAP 29	2	19	8	14	28	12	10	26	1	3	100	7	17	27	16	22	11	9	5'						
LAP 30	2	19	8	14	28	12	10	26	1	3	100	7	17	27	16	11	22	9							

. - PIT STOP ' - LAP BEHIND



# ADAC GT Masters



## Lap analysis Race 1

Provisional

Lausitzring (short), Length: 3442 m

Air temperature: 26.7°C

Track temperature: 32.4°C

Weather condition: Dry



Reg. Nr.: 276/13

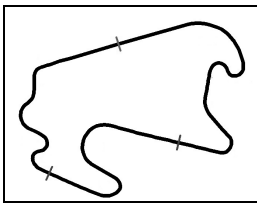
Saturday 31.8.2013 12:15

Lap	Time	SE1	SP1	SE2	SP2	SE3	SP3	TSP	Lap	Time	SE1	SP1	SE2	SP2	SE3	SP3	TSP
<b>1 Sebastian Asch, DEU/ Florian Stoll, DEU</b>									<b>theoretical besttime: 1:22.176</b>								
1	1:34.106	35.341	173	23.054	218	35.711	233	197	17	1:26.029	27.279	176	23.572	218	35.178	230	238
2	1:25.048	27.573	177	22.441	221	35.034	233	242	18	1:23.174	26.659	177	21.725	220	34.790	232	240
3	1:23.468	26.832	177	21.851	221	34.785	234	243	19	1:23.031	26.467	178	21.795	220	34.769	231	242
4	1:23.141	26.529	177	21.824	219	34.788	233	244	20	1:23.282	26.568	176	21.696	222	35.018	234	242
5	1:22.827	26.621	177	21.657	222	34.549	234	244	21	1:31.203	26.999	177	21.938	222	42.266		242
6	1:22.685	26.411	178	21.638	222	34.636	234	<b>245</b>	22	2:24.493	1:28.032	176	21.906	219	34.555	231	
7	1:23.020	<b>26.281</b>	177	21.646	222	35.093	234	244	23	1:23.044	26.587	177	21.824	219	34.633	232	240
8	1:22.789	26.393	177	21.545	223	34.851	233	244	24	1:22.983	26.578	177	21.752	220	34.653	231	241
9	1:22.665	26.497	177	21.602	223	34.566	234	244	25	1:23.035	26.696	177	21.747	218	34.592	231	240
10	1:22.438	26.372	178	21.662	223	<b>34.404</b>	<b>234</b>	242	26	1:22.824	26.627	177	21.742	221	34.455	231	241
11	<b>1:22.399</b>	26.345	178	<b>21.491</b>	<b>223</b>	34.563	234	244	27	1:23.099	26.676	177	21.735	221	34.688	231	240
12	1:24.949	27.114	178	21.768	222	36.067	232	244	28	1:22.642	26.514	178	21.633	222	34.495	233	242
13	2:13.941	29.266	128	35.511	138	1:09.164		242	29	1:22.674	26.435	178	21.753	222	34.486	233	242
14	2:30.603	49.648	92	35.566	148	1:05.389			30	1:22.523	26.405	<b>178</b>	21.610	222	34.508	232	243
15	16:19.027	51.198	84	40.087	71	14:47.742	91										
16	2:09.884	43.097	107	34.561	101	52.226	229	116									

<b>2 Diego Alessi, ITA/ Daniel Keilwitz, DEU</b>									<b>theoretical besttime: 1:21.955</b>								
1	1:30.722	33.230	178	22.701	218	34.791	243	201	17	2:25.356	1:28.307	182	22.160	225	34.889	241	
2	1:23.738	26.792	181	22.436	228	34.510	242	255	18	1:23.024	26.689	184	21.856	227	34.479	241	252
3	1:22.379	26.474	182	21.669	228	34.236	244	253	19	1:22.550	26.556	184	21.744	228	34.250	242	252
4	1:22.978	26.597	182	21.752	228	34.629	243	254	20	1:22.485	26.536	184	21.820	228	<b>34.129</b>	242	252
5	1:22.701	26.400	183	21.750	229	34.551	244	254	21	1:22.211	26.317	185	21.714	228	34.180	243	253
6	1:22.654	26.479	183	21.796	229	34.379	243	255	22	1:22.239	26.357	185	21.699	228	34.183	243	253
7	1:22.380	26.326	183	21.704	228	34.350	244	254	23	1:22.586	26.478	185	21.818	227	34.290	243	253
8	1:22.395	26.309	183	21.646	229	34.440	243	254	24	1:22.320	26.295	185	21.718	228	34.307	242	253
9	<b>1:22.146</b>	26.364	183	<b>21.531</b>	229	34.251	<b>244</b>	254	25	1:24.299	26.604	184	23.366	228	34.329	242	252
10	1:22.546	26.472	183	21.743	229	34.331	244	255	26	1:22.634	26.513	183	21.784	229	34.337	243	253
11	1:22.550	26.488	183	21.696	<b>230</b>	34.366	244	255	27	1:22.999	26.610	185	22.027	229	34.362	242	253
12	1:25.429	28.623	182	21.815	229	34.991	243	<b>256</b>	28	1:22.567	26.378	185	21.804	229	34.385	243	252
13	2:13.594	32.843	105	34.526	126	1:06.225		224	29	1:22.628	26.609	185	21.847	228	34.172	244	254
14	2:31.672	53.142	113	34.501	174	1:04.029			30	1:22.447	26.366	<b>186</b>	21.745	229	34.336	242	254
15	16:17.397	53.377	98	39.412	74	14:44.608	104										
16	2:20.689	46.793	74	34.862	104	59.034		65									

<b>3 Andreas Wirth, DEU/ Christian Hohenadel, DEU</b>									<b>theoretical besttime: 1:22.376</b>								
1	1:36.470	36.795	180	23.487	221	36.188	244	211	17	2:24.326	1:27.380	181	21.975	227	34.971	241	
2	1:24.894	27.685	182	22.349	225	34.860	242	256	18	1:23.587	26.968	182	22.121	226	34.498	243	251
3	1:24.390	27.696	183	22.063	226	34.631	243	253	19	1:23.319	27.011	183	21.842	227	34.466	244	254
4	1:25.837	27.118	182	23.897	199	34.822	243	255	20	1:22.896	26.725	181	21.758	228	34.413	243	254
5	<b>1:22.584</b>	26.578	183	21.737	229	34.269	244	254	21	1:23.381	26.833	183	21.722	228	34.826	242	255
6	1:22.814	<b>26.449</b>	183	22.077	227	34.288	<b>246</b>	255	22	1:24.444	28.041	182	21.796	227	34.607	243	252
7	1:23.233	26.799	183	21.938	229	34.496	244	<b>258</b>	23	1:22.927	26.681	182	21.770	227	34.476	244	254
8	1:22.814	26.519	183	21.816	229	34.479	245	255	24	1:23.353	26.567	183	21.791	227	34.995	242	254
9	1:22.853	26.760	183	21.843	229	<b>34.250</b>	244	256	25	1:22.953	26.593	183	21.820	226	34.540	242	252
10	1:22.739	26.605	<b>184</b>	21.865	<b>230</b>	34.269	243	255	26	1:22.971	26.653	183	21.796	228	34.522	242	253
11	1:22.744	26.561	184	21.820	229	34.363	245	255	27	1:22.917	26.826	183	21.734	229	34.357	243	252
12	1:29.946	27.422	183	23.079	196	39.445	197	257	28	1:22.807	26.733	183	<b>21.677</b>	227	34.397	244	253
13	2:14.060	31.049	178	28.266	92	1:14.745		188	29	1:23.030	26.838	182	21.796	228	34.396	244	254
14	2:26.808	44.355	167	36.252	101	1:06.201			30	1:23.245	26.971	183	21.792	228	34.482	244	254
15	16:17.964	48.135	90	42.608	88	14:47.221	138										
16	2:13.604	42.972	69	34.716	96	55.916		116									

<b>4 Christian Engelhart, DEU/ Nicolas Armindo, FRA</b>									<b>theoretical besttime: 1:22.033</b>								
1	1:30.471	33.563	176	22.375	218	34.533	234	187	15	1:23.127	26.478	176	22.213	216	34.436	234	244
2	1:22.804	26.641	176	21.890	222	34.273	235	244	16	1:23.392	26.745	175	22.183	215	34.464	235	245
3	1:22.835	26.674	178	21.697	223	34.464	235	244	17	1:30.398	26.659	176	21.693	222	42.046		244
4	1:24.013	26.531	177	21.822	223	35.660	236	245	18	1:43.800	47.783	177	21.795	221	<b>34.222</b>	234	
5	1:22.933	26.606	177	21.640	<b>223</b>	34.687	236	246	19	1:23.723	27.404	177	22.004	216	34.315	235	245



# ADAC GT Masters



## Lap analysis Race 1

Provisional

Lausitzring (short), Length: 3442 m

Air temperature: 26.7°C

Track temperature: 32.4°C

Weather condition: Dry



Reg. Nr.: 276/13

Saturday 31.8.2013 12:15

Lap	Time	SE1	SP1	SE2	SP2	SE3	SP3	TSP	Lap	Time	SE1	SP1	SE2	SP2	SE3	SP3	TSP
6	1:22.732	26.547	178	21.849	223	34.336	235	246	20	1:22.529	26.399	176	21.799	221	34.331	234	245
7	1:22.757	26.450	177	21.918	221	34.389	235	246	21	1:22.811	26.315	177	22.002	221	34.494	234	244
8	1:22.407	26.384	178	21.777	221	34.246	235	245	22	1:22.357	26.384	177	21.710	223	34.263	235	243
9	1:22.585	26.374	177	21.771	222	34.440	235	246	23	1:22.338	26.364	176	21.741	223	34.233	233	244
10	<b>1:22.170</b>	<b>26.232</b>	<b>178</b>	<b>21.579</b>	<b>223</b>	34.359	236	246	24	1:22.917	26.422	176	21.729	223	34.766	234	243
11	1:23.789	26.334	178	21.736	223	35.719	236	246	25	1:22.228	26.249	177	21.660	222	34.319	<b>237</b>	244
12	1:58.850	44.145	152	25.128	185	49.577		<b>246</b>	26	1:22.949	26.307	178	22.205	218	34.437	236	246
13	23:01.712	21:30.127	75	34.278	161	57.307			27	1:23.072	26.428	177	21.909	221	34.735	235	246
14	2:23.784	1:25.954	176	22.104	222	35.726	233										

### 5 Christina Nielsen, DNK/ Nick Tandy, FRA

theoretical besttime: 1:21.854

1	1:50.580	37.016	174	24.130	206	49.434		209	16	2:31.602	1:34.692	176	22.036	221	34.874	234	
2	2:19.030	1:21.191	174	22.638	218	35.201	232		17	1:23.455	26.681	177	22.248	221	34.526	236	244
3	1:24.546	27.220	174	22.144	219	35.182	232	242	18	1:22.536	26.437	178	21.745	223	34.354	236	245
4	1:24.014	26.867	177	21.909	222	35.238	233	242	19	1:22.990	26.415	177	22.028	224	34.547	236	245
5	1:35.792	28.305	95	27.584	137	39.903	234	243	20	1:23.086	26.149	179	22.564	223	34.373	236	246
6	1:27.478	27.276	177	22.759	153	37.443	<b>237</b>	244	21	1:22.241	26.134	178	21.666	224	34.441	237	247
7	1:23.554	26.642	178	22.014	222	34.898	236	247	22	1:23.441	26.438	178	21.946	223	35.057	236	<b>247</b>
8	1:23.874	26.983	178	21.898	223	34.993	219	247	23	1:23.291	26.474	178	21.993	224	34.824	234	246
9	1:24.962	28.152	178	21.958	222	34.852	236	192	24	1:23.022	26.663	176	21.924	223	34.435	235	241
10	1:24.771	27.773	175	21.871	223	35.127	235	246	25	1:22.095	26.159	<b>179</b>	21.622	224	34.314	235	245
11	1:31.514	27.946	177	22.774	170	40.794	212	245	26	1:22.536	26.433	179	<b>21.598</b>	224	34.505	234	244
12	2:07.458	30.319	177	22.631	185	1:14.508		223	<b>27</b>	<b>1:21.935</b>	<b>26.084</b>	<b>179</b>	21.679	223	<b>34.172</b>	237	244
13	2:27.075	44.002	176	35.331	102	1:07.742			28	1:22.812	26.631	179	21.886	222	34.295	237	247
14	16:18.832	46.385	97	43.890	86	14:48.557	142		29	1:23.018	27.010	178	21.737	224	34.271	236	246
15	2:14.040	40.946	63	34.480	92	58.614		145									

### 6 Mario Farnbacher, DEU/ Philipp Frommenwiler, CHE

theoretical besttime: 1:21.880

1	1:28.273	31.712	177	22.156	221	34.405	235	187	<b>7</b>	<b>1:21.952</b>	26.065	179	21.735	223	34.152	237	247
2	1:23.555	26.797	178	22.073	221	34.685	234	245	8	1:22.858	26.763	179	21.721	224	34.374	237	246
3	1:22.798	26.469	177	21.962	221	34.367	237	245	9	1:22.333	26.206	<b>180</b>	21.735	223	34.392	237	246
4	1:22.966	26.866	178	21.779	223	34.321	237	246	10	1:22.256	26.303	178	<b>21.687</b>	224	34.266	237	247
5	1:22.446	26.246	178	21.725	224	34.475	237	246	11	1:22.295	26.422	178	21.745	<b>224</b>	<b>34.128</b>	<b>238</b>	246
6	1:22.147	26.089	179	21.782	220	34.276	237	<b>247</b>									

### 7 Jürg Aeberhard, CHE/ David Jahn, DEU

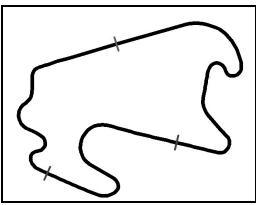
theoretical besttime: 1:22.106

1	1:37.797	37.560	175	23.692	215	36.545	237	209	17	1:33.421	27.601	176	22.525	221	43.295		240
2	1:25.570	27.778	176	22.298	222	35.494	236	247	18	2:25.130	1:28.353	177	21.989	221	34.788	236	
3	1:25.326	27.690	177	22.321	222	35.315	236	245	19	1:23.257	26.813	177	21.984	221	34.460	235	244
4	1:24.696	27.445	177	22.160	221	35.091	236	246	20	1:22.407	26.346	180	21.791	223	<b>34.270</b>	235	245
5	1:24.025	27.041	178	22.194	222	34.790	236	246	<b>21</b>	<b>1:22.260</b>	26.257	179	<b>21.579</b>	223	34.424	237	245
6	1:23.921	26.957	177	22.072	222	34.892	237	246	22	1:22.658	26.457	180	21.822	222	34.379	236	246
7	1:23.897	26.928	177	22.081	223	34.888	237	246	23	1:23.001	26.572	179	21.789	220	34.640	238	246
8	1:23.922	27.059	177	22.094	222	34.769	236	246	24	1:23.660	26.796	179	22.077	222	34.787	<b>239</b>	247
9	1:23.811	27.106	177	21.846	224	34.859	237	246	25	1:22.978	26.723	179	21.687	223	34.568	236	<b>248</b>
10	1:23.719	26.706	178	22.073	223	34.940	237	246	26	1:22.663	26.500	179	21.659	224	34.504	236	245
11	1:23.762	26.831	178	21.886	222	35.045	236	246	27	1:22.833	26.560	179	21.653	<b>224</b>	34.620	236	245
12	1:30.274	27.331	178	22.153	182	40.790	208	244	28	1:22.987	26.502	<b>180</b>	21.861	222	34.624	237	246
13	2:09.010	30.351	176	22.763	161	1:15.896		224	29	1:23.017	26.423	179	21.708	224	34.886	237	247
14	2:26.248	43.413	177	35.219	100	1:07.616			30	1:22.904	26.597	179	21.710	224	34.597	238	247
15	16:19.554	46.704	159	43.662	80	14:49.188	138										
16	2:03.882	39.807	68	34.564	126	49.511	231	172									

### 8 Robert Renauer, DEU/ Martin Ragginger, AUT

theoretical besttime: 1:21.915

1	1:32.342	34.649	172	22.699	220	34.994	235	187	17	1:31.727	26.903	177	22.115	223	42.709		242
2	1:23.451	26.918	178	21.867	224	34.666	235	245	18	2:23.471	1:27.006	178	21.953	221	34.512	236	
3	1:23.010	26.615	179	21.865	224	34.530	236	244	19	1:22.817	26.875	179	21.741	223	34.201	236	245
4	1:24.133	27.219	177	22.086	222	34.828	236	246	<b>20</b>	<b>1:22.051</b>	26.363	179	21.605	224	<b>34.083</b>	235	245
5	1:22.711	26.372	179	21.801	223	34.538	237	245	<b>21</b>	<b>1:22.226</b>	26.407	179	21.644	223	34.175	236	246
6	1:22.694	26.672	179	21.734	223	34.288	237		22	1:22.083	26.317	179	<b>21.590</b>	224	34.176	236	247



# ADAC GT Masters



## Lap analysis Race 1

Provisional

Lausitzring (short), Length: 3442 m

Air temperature: 26.7°C

Track temperature: 32.4°C

Weather condition: Dry



Reg. Nr.: 276/13

Saturday 31.8.2013 12:15

Lap	Time	SE1	SP1	SE2	SP2	SE3	SP3	TSP	Lap	Time	SE1	SP1	SE2	SP2	SE3	SP3	TSP
7	1:23.218	26.805	178	21.842	223	34.571	236	247	23	1:22.429	26.421	180	21.748	223	34.260	237	245
8	1:22.281	26.423	179	21.637	224	34.221	236	245	24	1:22.173	26.242	179	21.734	223	34.197	236	246
9	1:22.137	26.248	179	21.703	<b>225</b>	34.186	236	246	25	1:24.271	26.501	179	22.831	219	34.939	236	246
10	1:22.346	26.356	176	21.765	224	34.225	237	247	26	1:22.957	26.694	179	21.802	224	34.461	235	245
11	1:22.324	26.302	178	21.666	224	34.356	<b>238</b>	246	27	1:22.683	26.486	179	21.813	224	34.384	235	245
12	1:25.122	27.719	177	21.832	223	35.571	236	<b>248</b>	28	1:22.833	26.431	180	21.759	223	34.643	236	245
13	2:13.627	30.934	129	35.083	116	1:07.610		246	29	1:22.436	26.390	179	21.767	224	34.279	237	247
14	2:31.016	51.586	100	34.796	161	1:04.634			30	1:22.615	26.475	<b>180</b>	21.808	224	34.332	235	247
15	16:19.994	52.882	92	39.098	66	14:48.014	96										
16	2:10.560	43.271	74	34.826	96	52.463	233	122									

### 9 Rene Bourdeaux, DEU/ Alfred Renauer, DEU

theoretical besttime: 1:22.214

1	1:38.186	37.859	176	23.561	216	36.766	237	213	17	2:23.249	1:25.476	177	22.342	221	35.431	236	
2	1:25.759	28.128	177	22.468	221	35.163	237	248	18	1:24.589	27.420	178	22.041	224	35.128	238	247
3	1:25.076	27.578	177	22.362	221	35.136	237	248	19	1:23.297	26.896	178	21.866	224	34.535	237	247
4	1:24.944	27.422	178	22.623	221	34.899	238	247	20	1:23.292	26.864	178	21.837	225	34.591	238	247
5	1:24.031	26.867	178	22.093	222	35.071	237	248	21	1:31.786	26.871	177	21.930	224	42.985		248
6	1:23.802	26.798	177	22.093	222	34.911	238	248	22	1:43.932	47.178	178	22.009	223	34.745	236	
7	1:23.729	26.860	178	22.027	223	34.842	<b>239</b>	<b>249</b>	23	1:23.082	26.644	178	21.810	223	34.628	236	247
8	1:24.090	27.189	176	22.001	224	34.900	238	<b>249</b>	24	1:22.981	26.779	178	21.652	224	34.550	235	246
9	1:23.968	27.054	177	21.948	223	34.966	238	249	25	1:22.784	26.659	179	21.689	224	34.436	236	246
10	1:23.501	26.777	178	21.824	224	34.900	238	248	26	1:23.284	26.798	179	21.845	225	34.641	234	246
11	1:23.746	26.839	177	21.888	221	35.019	237	248	27	1:23.031	26.708	179	21.774	225	34.549	236	245
12	1:31.451	28.051	171	23.040	149	40.360	205	247	28	1:22.758	26.641	179	21.637	224	34.480	237	246
13	2:10.539	30.698	176	22.680	198	1:17.161		223	<b>29</b>	<b>1:22.242</b>	26.315	179	<b>21.594</b>	<b>225</b>	34.333	237	247
14	2:25.337	43.912	176	34.046	101	1:07.379			30	1:22.392	26.447	<b>179</b>	21.640	224	<b>34.305</b>	237	247
15	16:19.646	47.926	131	42.551	99	14:49.169	147										
16	2:14.086	39.954	69	34.249	153	59.883		179									

### 10 Maximilian Buhk, DEU/ Maximilian Götz, DEU

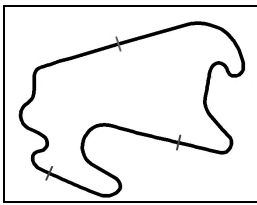
theoretical besttime: 1:22.255

1	1:35.309	36.233	177	22.879	220	36.197	235	210	17	2:24.936	1:27.635	173	22.358	222	34.943	236	
2	1:24.373	27.378	179	22.150	223	34.845	238	247	18	1:23.509	26.794	180	22.062	223	34.653	238	247
3	1:23.536	27.144	180	21.839	224	34.553	238	243	19	1:22.940	26.619	180	21.859	225	34.462	239	248
4	1:22.829	26.464	181	21.869	224	34.496	238	248	20	1:23.254	26.753	180	22.034	225	34.467	239	248
5	1:23.219	26.917	179	21.874	225	34.428	238	249	21	1:23.005	26.864	180	21.820	225	34.321	239	249
6	1:23.129	26.565	178	22.071	224	34.493	237	248	22	1:22.933	26.679	180	21.922	223	34.332	239	249
7	1:22.463	26.353	179	21.844	226	34.266	239	248	23	1:22.915	26.585	180	21.982	223	34.348	239	248
8	1:22.583	26.441	181	21.795	225	34.347	239	249	24	1:22.405	26.313	181	21.740	225	34.352	239	249
9	1:22.998	26.663	179	21.822	<b>226</b>	34.513	239	249	25	1:23.043	26.579	181	21.887	225	34.577	238	248
10	1:22.468	26.351	181	21.728	225	34.389	239	249	26	1:23.037	26.608	180	22.092	226	34.337	238	248
11	1:22.694	26.511	180	<b>21.714</b>	225	34.469	238	249	27	1:23.018	26.599	180	21.979	225	34.440	237	248
12	1:26.265	27.041	180	21.850	225	37.374	210	249	<b>28</b>	<b>1:22.392</b>	26.364	<b>181</b>	21.800	225	<b>34.228</b>	240	248
13	2:13.294	30.611	156	33.250	124	1:09.433		209	29	1:22.679	26.522	180	21.895	225	34.262	<b>240</b>	249
14	2:30.549	48.870	93	36.070	118	1:05.609			30	1:22.602	26.520	181	21.718	225	34.364	232	<b>250</b>
15	16:18.575	50.454	90	40.912	78	14:47.209	104										
16	2:15.522	44.215	89	33.460	131	57.847		107									

### 11 Sergey Afanasiev, RUS/ Andreas Simonsen, SWE

theoretical besttime: 1:22.143

1	1:34.677	35.783	177	23.089	220	35.805	239	209	17	2:23.564	1:26.430	179	22.101	222	35.033	237	
2	1:25.806	27.895	178	22.872	223	35.039	238	245	18	1:23.899	27.113	179	22.052	224	34.734	238	247
3	1:23.875	27.175	180	21.912	224	34.788	239	248	19	1:22.950	26.694	180	21.858	225	34.398	238	248
4	1:23.642	26.837	180	22.000	223	34.805	238	248	20	1:22.742	26.421	180	21.910	224	34.411	238	248
5	1:23.899	26.774	180	22.375	222	34.750	238	248	21	1:22.683	26.424	180	21.744	225	34.515	240	248
6	1:23.738	26.779	180	21.892	224	35.067	234	248	22	1:29.366	26.587	180	21.786	224	40.993		250
7	1:23.694	27.210	180	21.857	225	34.627	238	243	23	1:41.620	45.486	180	21.685	223	34.449	238	
8	1:22.887	26.614	180	21.700	226	34.573	239	249	24	1:23.729	26.367	180	21.760	223	35.602	236	248
9	1:22.812	26.628	181	21.762	226	34.422	239	250	25	1:22.471	26.493	180	21.634	225	34.344	238	246
10	1:22.736	26.633	179	21.647	226	34.456	<b>240</b>	250	<b>26</b>	<b>1:22.214</b>	26.323	181	<b>21.541</b>	226	34.350	237	247
11	1:22.740	26.641	<b>181</b>	21.631	<b>227</b>	34.468	240	<b>250</b>	27	1:22.578	26.442	181	21.710	225	34.426	238	247
12	1:28.693	27.285	180	21.864	225	39.544	190	250	28	1:22.686	26.685	180	21.722	225	<b>34.279</b>	239	248
13	2:11.533	30.528	168	29.412	91	1:11.593		202	29	1:23.359	26.701	180	22.105	224	34.553	240	250



# ADAC GT Masters

## Lap analysis Race 1

Provisional



Lausitzring (short), Length: 3442 m

Air temperature: 26.7°C

Track temperature: 32.4°C

Weather condition: Dry



Reg. Nr.: 276/13

Saturday 31.8.2013 12:15

Lap	Time	SE1	SP1	SE2	SP2	SE3	SP3	TSP	Lap	Time	SE1	SP1	SE2	SP2	SE3	SP3	TSP
14	2:28.840	46.632	100	36.049	116	1:06.159			30	1:22.494	26.551	180	21.601	225	34.342	239	250
15	16:18.528	48.922	92	41.940	77	14:47.666	104										
16	2:14.044	43.154	78	34.265	121	56.625		119									

### 12 Simon Knap, NLD/ Jeroen den Boer, NLD

theoretical besttime: 1:22.000

1	1:32.052	34.426	173	22.557	219	35.069	232		17	2:25.573	1:27.550	175	22.601	219	35.422	231	
2	1:23.540	26.683	176	22.080	221	34.777	233	240	18	1:23.855	27.190	178	21.956	221	34.709	235	241
3	1:23.026	26.575	175	21.799	221	34.652	231	241	19	1:23.625	27.027	178	21.896	223	34.702	234	244
4	1:23.967	27.124	176	22.135	220	34.708	232	240	20	1:23.808	27.253	178	21.960	223	34.595	235	243
5	1:22.846	26.434	177	21.778	221	34.634	232	240	21	1:22.929	26.503	179	21.938	221	34.488	235	245
6	1:22.723	26.559	177	21.712	221	34.452	232		22	1:22.676	26.430	178	21.679	223	34.567	234	245
7	1:22.610	26.646	177	21.546	222	34.418	233	241	23	1:22.412	26.356	178	21.583	222	34.473	235	244
8	1:22.176	26.307	178	<b>21.502</b>	222	34.367	233	242	24	1:22.736	26.367	179	21.801	221	34.568	234	244
9	1:22.191	26.268	177	21.586	223	<b>34.337</b>	233	241	25	1:22.635	26.372	179	21.761	223	34.502	235	243
10	<b>1:22.042</b>	<b>26.161</b>	178	21.535	223	34.346	234	242	26	1:22.794	26.422	179	21.959	224	34.413	234	245
11	1:22.452	26.325	178	21.607	223	34.520	233	242	27	1:22.772	26.566	179	21.714	<b>224</b>	34.492	234	244
12	1:24.657	27.947	177	21.662	223	35.048	233	242	28	1:22.602	26.421	<b>179</b>	21.709	224	34.472	236	244
13	2:13.396	31.548	117	35.365	118	1:06.483		237	29	1:22.272	26.294	179	21.579	224	34.399	<b>236</b>	246
14	2:31.599	52.473	105	34.769	152	1:04.357			30	1:22.373	26.263	179	21.757	224	34.353	235	<b>246</b>
15	16:18.053	53.143	93	39.211	70	14:45.699	92										
16	2:20.032	45.614	80	34.825	105	59.593		83									

### 14 Frank Kechele, DEU/ Dominik Schwager, BEL

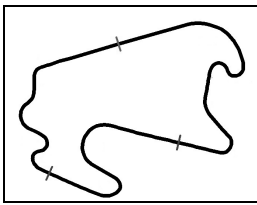
theoretical besttime: 1:22.014

1	1:32.882	34.772	178	22.990	222	35.120	240		17	1:24.319	27.507	179	22.231	220	34.581	239	245
2	1:23.733	27.023	179	22.133	223	34.577	239	247	18	1:30.001	26.912	181	22.127	222	40.962		247
3	1:23.080	26.899	180	21.861	223	34.320	241	249	19	2:23.827	1:27.657	180	21.951	223	34.219	241	
4	1:23.713	26.800	181	22.132	222	34.781	240	250	20	1:22.279	26.558	181	21.608	225	<b>34.113</b>	240	249
5	1:22.685	26.467	181	21.673	225	34.545	240	248	<b>21</b>	<b>1:22.039</b>	26.370	181	21.541	225	34.128	241	249
6	1:22.773	26.785	181	21.790	224	34.198	241	250	22	1:22.179	26.439	180	<b>21.538</b>	226	34.202	240	250
7	1:23.175	26.639	182	21.609	226	34.927	240	250	23	1:22.537	26.488	181	21.867	225	34.182	240	249
8	1:22.278	26.474	181	21.558	226	34.246	241	249	24	1:22.357	26.464	181	21.639	225	34.254	240	249
9	1:22.134	<b>26.363</b>	181	21.546	226	34.225	242	250	25	1:23.616	26.553	181	22.037	223	35.026	240	249
10	1:22.313	26.400	181	21.730	224	34.183	242	250	26	1:23.131	26.966	179	21.667	<b>227</b>	34.498	241	251
11	1:22.449	26.493	181	21.645	225	34.311	242	<b>252</b>	27	1:22.829	26.744	182	21.676	226	34.409	240	249
12	1:25.435	27.854	181	21.818	225	35.763	237	251	28	1:22.564	26.534	181	21.642	224	34.388	242	249
13	2:13.999	30.796	140	34.792	129	1:08.411		245	29	1:22.669	26.680	181	21.706	226	34.283	<b>242</b>	251
14	2:31.071	51.044	90	35.245	138	1:04.782			30	1:22.547	26.554	<b>182</b>	21.693	226	34.300	234	250
15	16:19.632	52.265	84	39.432	66	14:47.935	97										
16	2:10.035	43.019	92	34.902	112	52.114	236	119									

### 16 Philip Geipel, DEU/ Frank Schmickler, DEU

theoretical besttime: 1:22.380

1	1:36.812	37.053	174	23.666	214	36.093	<b>234</b>	209	17	2:30.055	1:29.986	172	22.846	214	37.223	228	
2	1:25.734	27.772	176	22.195	221	35.767	226	<b>244</b>	18	1:24.844	27.491	175	22.154	218	35.199	232	238
3	1:25.277	27.526	173	22.578	216	35.173	228	235	19	1:24.579	27.602	176	21.975	219	35.002	232	240
4	1:24.865	26.725	176	22.151	214	35.989	229	238	20	1:24.794	26.920	175	22.283	218	35.591	232	241
5	1:23.850	26.571	175	22.141	217	35.138	229	239	21	1:24.173	27.039	176	22.038	220	35.096	232	242
6	1:23.434	26.518	175	21.988	217	34.928	230	239	22	1:23.843	26.734	176	22.000	217	35.109	231	241
7	1:23.315	26.514	175	21.913	220	34.888	231	239	23	1:23.754	26.713	176	21.910	218	35.131	232	240
8	1:23.156	26.439	176	21.966	220	34.751	233	241	24	1:23.579	26.703	177	21.868	218	35.008	231	241
9	1:22.850	26.356	177	21.841	<b>221</b>	34.653	233	242	25	1:23.863	26.803	177	21.837	220	35.223	230	239
10	<b>1:22.636</b>	26.344	177	21.676	220	<b>34.616</b>	232	242	26	1:23.294	26.800	177	21.721	221	34.773	229	239
11	1:22.774	<b>26.138</b>	176	21.654	221	34.982	232	242	27	1:23.317	26.714	177	21.649	220	34.954	230	238
12	1:26.977	26.805	177	22.179	219	37.993	206	242	28	1:23.220	26.736	<b>177</b>	<b>21.626</b>	219	34.858	232	240
13	2:14.925	31.121	172	28.320	91	1:15.484		179	29	1:24.064	26.521	177	21.829	220	35.714	233	242
14	2:26.953	43.729	174	36.072	102	1:07.152			30	1:24.243	27.055	176	21.835	219	35.353	231	242
15	16:18.005	47.167	89	43.077	83	14:47.761	135										
16	2:13.160	42.087	66	34.616	108	56.457		133									



# ADAC GT Masters



## Lap analysis Race 1

Provisional

Lausitzring (short), Length: 3442 m

Air temperature: 26.7°C

Track temperature: 32.4°C

Weather condition: Dry



Reg. Nr.: 276/13

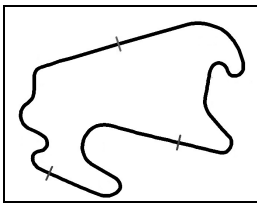
Saturday 31.8.2013 12:15

Lap	Time	SE1	SP1	SE2	SP2	SE3	SP3	TSP	Lap	Time	SE1	SP1	SE2	SP2	SE3	SP3	TSP
<b>17 Remo Lips, CHE/ Lennart Marioneck, DEU</b>									<b>theoretical besttime: 1:22.344</b>								
1	1:36.073	36.706	179	23.311	222	36.056	242	221	17	1:26.653	28.545	178	23.025	227	35.083	239	248
2	1:26.413	27.753	183	22.711	224	35.949	239		18	1:24.027	27.026	182	21.916	227	35.085	241	250
3	1:23.634	27.090	183	21.884	227	34.660	<b>244</b>	249	19	1:31.407	27.190	182	21.866	228	42.351		251
4	1:25.016	26.966	183	23.500	208	34.550	241	255	20	2:28.052	1:31.576	182	21.888	228	34.588	243	
5	<b>1:22.344</b>	<b>26.390</b>	183	<b>21.692</b>	227	<b>34.262</b>	243	252	21	1:23.584	26.774	182	21.942	227	34.868	244	253
6	1:23.142	26.698	180	21.883	225	34.561	243	253	22	1:23.604	26.841	183	22.050	224	34.713	243	254
7	1:23.047	26.613	183	21.897	228	34.537	243	255	23	1:23.443	26.667	183	21.896	227	34.880	242	253
8	1:23.043	26.665	183	21.833	228	34.545	243	254	24	1:23.888	26.726	182	21.922	228	35.240	238	253
9	1:22.641	26.568	183	21.756	229	34.317	244	254	25	1:24.057	27.149	184	21.959	229	34.949	243	250
10	1:22.759	26.557	184	21.799	229	34.403	244	<b>255</b>	26	1:23.207	26.445	<b>184</b>	22.025	224	34.737	242	253
11	1:22.812	26.715	182	21.694	<b>230</b>	34.403	244	255	27	1:23.530	26.703	184	21.963	228	34.864	242	252
12	1:29.239	27.414	182	22.319	187	39.506	192		28	1:23.414	26.603	183	22.003	223	34.808	244	252
13	2:12.907	31.272	176	28.622	91	1:13.013		182	29	1:23.476	26.609	184	22.170	226	34.697	244	254
14	2:27.679	45.462	136	36.399	106	1:05.818			30	1:22.977	26.743	184	21.708	227	34.526	243	254
15	16:18.334	49.041	98	41.997	103	14:47.296	128										
16	2:06.462	43.346	66	33.957	119	49.159	238	125									

<b>18 Toni Seiler, CHE/ Mike Parisy, FRA</b>									<b>theoretical besttime: 1:23.347</b>								
1	1:35.624	36.073	178	23.784	221	35.767	242	207	6	2:47.547	1:38.916	181	<b>21.885</b>	227	46.746		
2	1:25.329	28.030	182	22.290	226	35.009	239	252	7	31:44.755	30:47.419	178	22.408	224	34.928	239	
3	<b>1:23.836</b>	27.343	182	21.889	<b>227</b>	<b>34.604</b>	<b>242</b>	249	8	1:44.204	26.948	178	22.014	226	55.242		250
4	1:42.868	<b>26.858</b>	<b>183</b>	38.377	187	37.633	239	<b>253</b>	9	7:56.401	6:41.643	180	21.904	226	52.854		
5	1:40.937	27.266	182	22.136	225	51.535		250									

<b>19 Claudia Hürtgen, DEU/ Dominik Baumann, AUT</b>									<b>theoretical besttime: 1:21.915</b>								
1	1:29.971	32.867	175	22.246	221	34.858	231		17	1:30.791	27.141	175	21.986	223	41.664		238
2	1:23.084	26.425	177	22.075	218	34.584	231	242	18	2:25.621	1:28.992	176	21.779	220	34.850	233	
3	1:22.713	26.482	177	21.723	222	34.508	233	242	19	1:22.482	26.347	177	21.587	223	34.548	232	241
4	1:22.783	26.525	178	21.799	225	34.459	233	242	20	1:22.175	26.173	177	21.549	225	34.453	232	240
5	1:22.419	26.288	178	21.569	223	34.562	<b>236</b>	243	21	1:22.211	26.221	178	<b>21.518</b>	223	34.472	234	240
6	1:22.567	26.633	178	21.602	223	34.332	234	243	22	1:22.315	26.083	177	21.707	225	34.525	231	243
7	1:22.194	26.278	178	21.578	223	34.338	233	244	<b>23</b>	<b>1:22.169</b>	26.180	176	21.675	223	<b>34.314</b>	235	243
8	1:22.397	26.426	178	21.607	223	34.364	234	243	24	1:22.375	26.129	177	21.753	223	34.493	232	243
9	1:22.274	26.315	177	21.565	224	34.394	234	244	25	1:24.412	26.241	177	23.376	221	34.795	233	241
10	1:22.574	26.266	178	21.699	224	34.609	234	243	26	1:22.476	26.168	178	21.712	<b>226</b>	34.596	232	242
11	1:22.375	26.219	178	21.673	224	34.483	233	243	27	1:22.978	26.349	178	21.766	225	34.863	232	239
12	1:25.679	28.720	178	21.709	222	35.250	211	244	28	1:22.386	26.194	<b>179</b>	21.625	224	34.567	235	244
13	2:14.141	33.803	104	33.981	142	1:06.357		206	29	1:22.852	26.580	177	21.779	225	34.493	235	245
14	2:31.435	53.073	109	34.036	151	1:04.326			30	1:22.452	26.258	178	21.571	224	34.623	232	<b>245</b>
15	16:17.755	53.862	107	39.300	79	14:44.593	68										
16	2:15.035	46.844	91	34.691	127	53.500	230	73									

<b>20 Max Sandritter, DEU/ Jörg Müller, DEU</b>									<b>theoretical besttime: 1:22.417</b>								
1	1:34.584	35.755	174	22.795	219	36.034	233	205	15	16:19.191	49.987	90	41.265	81	14:47.939	108	
2	1:24.991	27.548	177	22.280	222	35.163	231	239	16	2:14.200	43.495	82	33.485	130	57.220		105
3	1:24.234	27.696	177	21.902	222	34.636	233	241	17	2:27.831	1:29.537	175	22.261	219	36.033	231	
4	1:23.265	26.783	177	21.808	219	34.674	231	242	18	1:24.453	27.405	177	22.118	220	34.930	233	240
5	1:22.886	26.394	177	21.749	222	34.743	234	242	19	1:23.127	26.575	177	21.962	218	34.590	233	244
6	1:23.137	26.328	177	21.883	222	34.926	232	243	20	1:23.353	26.692	177	21.948	221	34.713	232	242
7	1:22.822	26.379	177	21.758	223	34.685	232	243	21	1:23.044	26.616	176	21.688	222	34.740	232	241
8	<b>1:22.557</b>	26.357	177	21.730	222	<b>34.470</b>	232	241	22	1:25.046	28.581	175	21.863	220	34.602	234	241
9	1:22.843	26.430	177	21.753	222	34.660	233	243	23	1:23.900	26.537	178	21.921	217	35.442	<b>236</b>	<b>245</b>
10	1:23.199	26.679	178	21.793	223	34.727	234	244	24	1:24.038	27.083	176	21.866	220	35.089	234	243
11	1:22.717	<b>26.287</b>	<b>178</b>	21.675	222	34.755	234	243	25	1:23.887	27.442	178	21.733	222	34.712	232	242
12	1:26.385	26.857	175	21.810	222	37.718	190	243	26	1:23.261	26.675	177	<b>21.660</b>	<b>223</b>	34.926	228	242
13	2:12.890	30.307	166	32.903	118	1:09.680		195									
14	2:30.427	48.123	92	36.133	101	1:06.171											



# ADAC GT Masters



## Lap analysis Race 1

Provisional

Lausitzring (short), Length: 3442 m  
Air temperature: 26.7°C  
Track temperature: 32.4°C  
Weather condition: Dry

**DMSB** Reg. Nr.: 276/13  
Deutscher Motor Sport Bund e.V.

Saturday 31.8.2013 12:15

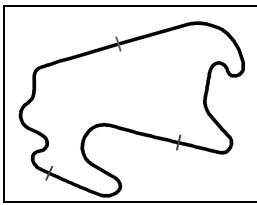
Lap	Time	SE1	SP1	SE2	SP2	SE3	SP3	TSP	Lap	Time	SE1	SP1	SE2	SP2	SE3	SP3	TSP
<b>22</b> Roland Rehfeld, DEU/ Carsten Seifert, DEU									<b>theoretical besttime: 1:22.933</b>								
1	1:37.291	37.259	175	23.769	211	36.263	231	213	17	2:29.566	1:29.938	172	23.169	216	36.459	229	
2	1:25.848	27.784	177	22.451	219	35.613	231	242	18	1:25.497	27.500	175	22.481	217	35.516	231	238
3	1:25.244	27.487	176	22.241	220	35.516	230	241	19	1:24.838	27.313	176	22.458	218	35.067	229	240
4	1:24.617	27.098	176	22.131	217	35.388	<b>233</b>	238	20	1:24.159	26.978	177	22.047	219	35.134	229	238
5	1:24.047	26.856	177	22.171	218	35.020	231	<b>242</b>	21	1:23.799	26.913	176	22.030	219	34.856	230	238
6	1:23.962	26.921	175	22.028	219	35.013	231	239	<b>22</b>	<b>1:23.277</b>	26.583	178	21.848	219	34.846	230	238
7	1:23.817	26.868	175	22.049	218	34.900	230	239	23	1:23.948	27.003	177	22.112	218	34.833	230	238
8	1:23.987	27.062	175	21.947	218	34.978	228	238	24	1:23.826	26.770	177	22.042	216	35.014	228	239
9	1:23.573	26.846	177	21.939	218	34.788	230	237	25	1:24.342	26.836	177	22.650	219	34.856	229	236
10	1:23.715	26.884	175	22.006	219	34.825	230	238	26	1:23.591	26.885	177	21.934	<b>222</b>	34.772	228	237
11	1:24.281	26.877	177	21.979	219	35.425	228	238	27	1:23.537	26.762	<b>178</b>	<b>21.824</b>	220	34.951	230	236
12	1:31.227	28.145	175	22.731	170	40.351	207	234	28	1:23.589	26.787	178	21.870	219	34.932	231	238
13	2:09.148	30.556	172	22.692	176	1:15.900		221	29	1:23.453	26.740	177	22.187	219	<b>34.526</b>	231	239
14	2:25.759	43.434	174	34.863	101	1:07.462			30	1:24.538	27.398	177	22.137	218	35.003	229	239
15	16:19.661	47.683	143	43.140	83	14:48.838	137										
16	2:12.101	39.956	67	34.749	143	57.396		156									

Lap	Time	SE1	SP1	SE2	SP2	SE3	SP3	TSP	Lap	Time	SE1	SP1	SE2	SP2	SE3	SP3	TSP
<b>26</b> Rahel Frey, CHE/ Christopher Haase, DEU									<b>theoretical besttime: 1:22.154</b>								
1	1:33.914	35.178	174	22.826	219	35.910	229	202	17	1:31.797	27.241	175	22.561	218	41.995		238
2	1:24.914	27.561	177	22.367	219	34.986	231	238	18	2:26.436	1:29.179	175	22.197	218	35.060	231	
3	1:23.317	26.656	177	21.942	219	34.719	231	241	19	1:23.255	26.712	176	21.944	220	34.599	231	241
4	1:23.290	26.487	178	21.891	217	34.912	231	240	20	1:22.929	26.620	177	21.913	220	34.396	231	240
5	1:22.723	26.343	178	21.661	220	34.719	231	240	21	1:22.510	26.261	176	21.777	220	34.472	232	241
6	1:22.645	26.378	177	21.715	220	34.552	231	241	22	1:22.454	26.315	177	21.751	218	<b>34.388</b>	232	241
7	1:22.793	26.268	177	21.674	220	34.851	231	241	23	1:22.733	26.209	177	22.010	217	34.514	232	241
8	1:22.724	26.429	178	21.601	221	34.694	231	240	24	1:22.770	26.305	177	21.788	218	34.677	230	241
9	1:22.461	26.260	178	<b>21.557</b>	221	34.644	232	241	25	1:23.094	26.669	175	21.797	220	34.628	232	239
10	1:22.435	26.256	<b>178</b>	21.697	220	34.482	232	242	26	1:22.602	26.410	177	21.676	221	34.516	231	241
11	1:22.664	26.304	178	21.679	220	34.681	232	241	27	1:22.957	26.405	177	21.783	221	34.769	231	240
12	1:24.858	27.328	176	21.733	220	35.797	231	242	<b>28</b>	<b>1:22.338</b>	26.325	177	21.599	220	34.414	232	241
13	2:13.281	29.464	141	35.415	122	1:08.402		237	29	1:22.639	26.292	177	21.821	221	34.526	<b>233</b>	243
14	2:31.104	50.579	98	35.057	141	1:05.468			30	1:22.597	26.248	178	21.685	<b>221</b>	34.664	232	<b>243</b>
15	16:19.302	51.484	90	40.021	72	14:47.797	84										
16	2:09.828	43.249	108	34.597	110	51.982	228	114									

Lap	Time	SE1	SP1	SE2	SP2	SE3	SP3	TSP	Lap	Time	SE1	SP1	SE2	SP2	SE3	SP3	TSP
<b>27</b> Rene Rast, DEU/ Christopher Mies, DEU									<b>theoretical besttime: 1:22.009</b>								
1	1:27.969	31.460	174	21.908	218	34.601	228	183	17	1:23.736	27.068	175	21.979	220	34.689	229	235
2	1:23.311	26.758	176	21.806	220	34.747	228	238	18	1:30.592	26.590	176	21.894	220	42.108		238
3	1:23.136	26.622	176	21.654	220	34.860	230	238	19	1:46.545	43.236	174	21.713	221	41.596		
4	1:22.736	26.677	177	21.615	219	34.444	229	239	20	2:28.352	1:32.058	174	21.744	217	34.550	230	
5	1:22.423	26.335	176	21.585	220	34.503	230	239	21	1:22.445	26.316	176	21.649	219	34.480	231	239
6	1:22.157	26.217	176	21.566	221	<b>34.374</b>	229	240	22	1:22.305	26.082	177	21.768	217	34.455	231	240
7	<b>1:22.147</b>	26.199	177	<b>21.553</b>	220	34.395	229	239	23	1:22.589	26.245	176	21.756	218	34.588	231	241
8	1:22.760	26.673	177	21.668	221	34.419	229	238	24	1:22.933	26.307	175	21.808	219	34.818	231	241
9	1:22.350	26.258	177	21.717	219	34.375	230	239	25	1:22.908	26.571	176	21.803	219	34.534	230	241
10	1:22.278	26.228	<b>178</b>	21.582	221	34.468	230	239	26	1:22.403	26.241	176	21.602	221	34.560	230	240
11	1:22.365	26.331	178	21.634	<b>221</b>	34.400	230	239	27	1:22.786	26.287	177	21.665	221	34.834	230	239
12	1:25.174	26.989	177	21.625	221	36.560	194	240	28	1:22.821	26.439	177	21.756	220	34.626	<b>232</b>	241
13	1:59.454	34.356	129	33.060	129	52.038	218	175	29	1:23.104	26.312	176	21.853	221	34.939	231	<b>242</b>
14	2:45.406	1:07.872	134	34.166	151	1:03.368		229	30	1:23.035	26.202	176	22.088	211	34.745	231	241
15	16:17.893	54.897	131	38.382	101	14:44.614	50										
16	2:16.741	47.607	121	34.535	135	54.599	226	79									

Lap	Time	SE1	SP1	SE2	SP2	SE3	SP3	TSP	Lap	Time	SE1	SP1	SE2	SP2	SE3	SP3	TSP
<b>28</b> Christer Jöns, DEU/ Markus Winkelhock, DEU									<b>theoretical besttime: 1:22.038</b>								
1	1:29.208	32.426	173	22.100	217	34.682	228	197	17	1:23.948	26.977	175	22.062	220	34.909	230	236
2	1:23.383	26.769	174	21.904	220	34.710	228	238	18	1:23.567	26.604	176	22.054	220	34.909	230	239
3	1:22.662	26.343	175	21.813	219	34.506	230	237	19	1:31.878	26.666	175	22.097	219	43.115		240
4	1:22.959	26.713	176	21.806	218	34.440	230	240	20	2:25.604	1:29.060	174	21.757	219	34.787	229	
5	1:22.573	26.139	176	21.710	220	34.724	231	240	21	1:22.840	26.574	176	21.686	220	34.580	230	239





# ADAC GT Masters

## Lap analysis Race 1

Provisional



Lausitzring (short), Length: 3442 m

Air temperature: 26.7°C

Track temperature: 32.4°C

Weather condition: Dry

**DMSB** Reg. Nr.: 276/13  
Deutscher Motor Sport Bund e.V.

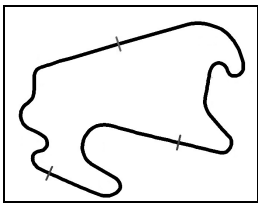
Saturday 31.8.2013 12:15

Lap	Time	SE1	SP1	SE2	SP2	SE3	SP3	TSP	Lap	Time	SE1	SP1	SE2	SP2	SE3	SP3	TSP
6	1:22.422	26.367	176	21.567	220	34.488	229	240	22	1:22.544	26.399	177	21.621	220	34.524	230	240
7	<b>1:22.144</b>	26.207	175	<b>21.549</b>	221	34.388	229	239	23	1:22.584	26.358	176	21.711	218	34.515	230	239
8	1:22.476	26.339	176	21.615	221	34.522	229	238	24	1:22.544	26.417	177	21.653	219	34.474	230	239
9	1:22.233	<b>26.111</b>	177	21.628	220	34.494	230	239	25	1:22.801	26.444	177	21.734	220	34.623	230	238
10	1:22.332	26.173	177	21.767	219	34.392	230	240	26	1:22.935	26.657	176	21.761	221	34.517	229	239
11	1:22.556	26.183	176	21.816	220	34.557	230	240	27	1:22.636	26.578	177	21.585	<b>221</b>	34.473	228	238
12	1:24.778	27.052	176	21.616	220	36.110	208	240	28	1:22.429	26.409	177	21.642	221	<b>34.378</b>	230	238
13	2:14.354	34.316	111	33.396	142	1:06.642		188	29	1:22.328	26.297	<b>177</b>	21.617	221	<b>34.414</b>	<b>231</b>	240
14	2:31.209	53.515	105	34.020	125	1:03.674			30	1:22.547	26.347	177	21.708	221	34.492	231	<b>241</b>
15	16:17.697	54.562	100	38.761	80	14:44.374	69										
16	2:15.871	47.392	91	34.568	135	53.911	227	66									

**100** Daniel Dobitsch, AUT/ Aditya Patel, IND

**theoretical besttime: 1:22.315**

1	1:35.424	36.517	173	23.069	218	35.838	233	216	17	2:25.153	1:27.764	176	22.233	221	35.156	233	
2	1:25.499	27.709	177	22.532	221	35.258	232	245	18	1:24.156	27.000	178	22.148	222	35.008	<b>236</b>	245
3	1:24.592	27.841	177	21.828	221	34.923	233	240	19	1:23.582	26.844	178	22.105	221	34.633	235	<b>247</b>
4	1:23.999	26.876	176	22.290	211	34.833	232	244	20	1:23.258	26.651	178	21.947	223	34.660	235	245
5	1:22.949	<b>26.296</b>	178	21.958	220	34.695	232	242	21	1:23.642	26.312	178	22.574	215	34.756	233	245
6	1:23.234	26.651	176	21.912	220	34.671	233	243	22	1:25.388	28.611	176	21.990	222	34.787	235	241
7	1:22.968	26.643	177	21.830	221	34.495	233	243	23	1:24.267	26.553	178	22.399	212	35.315	233	245
8	1:22.948	26.463	178	21.908	220	34.577	233	242	24	1:23.203	26.621	177	21.709	220	34.873	233	243
9	1:22.722	26.625	176	21.773	221	<b>34.324</b>	233	243	25	1:23.037	26.489	178	21.848	222	34.700	233	242
10	1:23.053	26.377	178	21.944	221	34.732	233	242	26	1:22.836	26.548	178	21.708	<b>223</b>	34.580	232	242
11	<b>1:22.718</b>	26.465	178	<b>21.695</b>	220	34.558	233	243	27	1:22.905	26.488	<b>179</b>	21.765	223	34.652	232	241
12	1:28.504	26.974	176	21.891	220	39.639	194	242	28	1:23.210	26.576	178	21.766	222	34.868	234	243
13	2:10.026	30.125	172	29.454	98	1:10.447		200	29	1:22.821	26.321	178	21.786	223	34.714	234	244
14	2:29.880	47.073	83	36.725	106	1:06.082			30	1:23.297	26.444	178	21.768	222	35.085	234	244
15	16:18.675	49.262	91	41.690	80	14:47.723	104										
16	2:14.225	43.311	81	34.090	144	56.824		129									



# ADAC GT Masters

## Vmax list Race 1

Provisional



Lausitzring (short), Length: 3442 m

Air temperature: 26.7°C

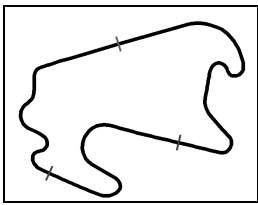
Track temperature: 32.4°C

Weather condition: Dry

**DMSB** Reg. Nr.: 276/13  
Deutscher Motor Sport Bund e.V.

Saturday 31.8.2013 12:15

Nr	Team, Car, Driver, Nat	Top speed
3	<b>Callaway Competition, Corvette Z06.R GT3</b> Wirth Andreas , DEU Hohenadel Christian , DEU	257,88 km/h
2	<b>Callaway Competition, Corvette Z06.R GT3</b> Alessi Diego , ITA Keilwitz Daniel , DEU	255,62 km/h
17	<b>Callaway Competition, Corvette Z06.R GT3</b> Lips Remo , CHE Marioneck Lennart , DEU	255,44 km/h
18	<b>Callaway Competition, Corvette Z06.R GT3</b> Seiler Toni , CHE Parisy Mike , FRA	252,69 km/h
14	<b>Lambda Performance, Ford GT GT3</b> Kechele Frank , DEU Schwager Dominik , BEL	251,75 km/h
11	<b>Polarweiss Racing, Mercedes Benz SLS AMG GT3</b> Afanasiev Sergey , RUS Simonsen Andreas , SWE	250,29 km/h
10	<b>Polarweiss Racing, Mercedes Benz SLS AMG GT3</b> Buhk Maximilian , DEU Götz Maximilian , DEU	250,23 km/h
9	<b>Tonino powered by Herberth Motorsport, Porsche 911 GT3</b> Bourdeaux Rene , DEU Renauer Alfred , DEU	248,73 km/h
8	<b>Tonino powered by Herberth Motorsport, Porsche 911 GT3</b> Renauer Robert , DEU Ragginger Martin , AUT	247,59 km/h
7	<b>Farnbacher Racing, Porsche 911 GT3 R</b> Aeberhard Jürg , CHE Jahn David , DEU	247,59 km/h
5	<b>Farnbacher Racing, Porsche 911 GT3 R</b> Nielsen Christina , DNK Tandy Nick , FRA	247,14 km/h
6	<b>Farnbacher Racing, Porsche 911 GT3 R</b> Farnbacher Mario , DEU Frommenwiler Philipp , CHE	247,03 km/h
100	<b>MS RACING, Audi R8 LMS Ultra</b> Dobitsch Daniel , AUT Patel Aditya , IND	246,52 km/h
4	<b>Team GW-Schütz, Porsche 911 GT3 R</b> Engelhart Christian , DEU Armino Nicolas , FRA	246,35 km/h



# ADAC GT Masters

## Vmax list Race 1

Provisional



Lausitzring (short), Length: 3442 m

Air temperature: 26.7°C

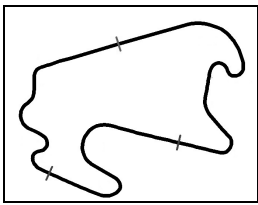
Track temperature: 32.4°C

Weather condition: Dry

**DMSB** Reg. Nr.: 276/13  
Deutscher Motor Sport Bund e.V.

Saturday 31.8.2013 12:15

Nr	Team, Car, Driver, Nat	Top speed
12	<b>DB Motorsport, BMW Z4 GT3</b> Knap Simon , NLD den Boer Jeroen , NLD	246,24 km/h
19	<b>PIXUM Team Schubert, BMW Z4 GT3</b> Hürtgen Claudia , DEU Baumann Dominik , AUT	244,73 km/h
1	<b>MS RACING, Audi R8 LMS Ultra</b> Asch Sebastian , DEU Stoll Florian , DEU	244,73 km/h
20	<b>PIXUM Team Schubert, BMW Z4 GT3</b> Sandritter Max , DEU Müller Jörg , DEU	244,57 km/h
16	<b>THE BOSS YACO Racing, Audi R8 LMS Ultra</b> Geipel Philip , DEU Schmickler Frank , DEU	244,34 km/h
26	<b>Prosperia C. Abt Racing, Audi R8 LMS Ultra</b> Frey Rahel , CHE Haase Christopher , DEU	243,46 km/h
27	<b>Prosperia C. Abt Racing, Audi R8 LMS Ultra</b> Rast Rene , DEU Mies Christopher , DEU	242,37 km/h
22	<b>Team rhino's Leipert Motorsport, Lamborghini Gallardo FL</b> Rehfeld Roland , DEU Seifert Carsten , DEU	241,88 km/h
28	<b>Prosperia C. Abt Racing, Audi R8 LMS Ultra</b> Jöns Christer , DEU Winkelhock Markus , DEU	240,96 km/h



# ADAC GT Masters

## Pit stops Race 1

Provisional



Lausitzring (short), Length: 3442 m

Air temperature: 26.9°C

Track temperature: 33.6°C

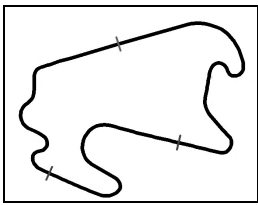
Weather condition: Dry



Reg. Nr.: 276/13

Saturday 31.8.2013 12:15

Nr	Driver in	Day time in	Time in	Driver out	Day time out	Time out	Nett Time
5	Christina Nielsen	12:16:08	1:43.777	Christina Nielsen	12:17:11	2:47.509	1:03.732
18		12:22:08	7:43.730	Toni Seiler	12:23:28	9:04.326	1:20.596
18	Toni Seiler	12:24:53	10:29.560	Mike Parisy	12:55:22	40:58.275	30:28.715
4	Christian Engelhart	12:31:35	17:11.468	Christian Engelhart	12:52:45	38:20.814	21:09.346
28	Christer Jöns	12:33:11	18:47.068	Christer Jöns	12:33:39	19:15.417	28.349
19	Claudia Hürtgen	12:33:12	18:48.358	Claudia Hürtgen	12:33:40	19:16.508	28.150
2	Diego Alessi	12:33:13	18:49.209	Diego Alessi	12:33:41	19:17.533	28.324
12	Simon Knap	12:33:14	18:50.566	Simon Knap	12:33:43	19:19.345	28.779
8	Robert Renauer	12:33:16	18:51.984	Robert Renauer	12:33:45	19:21.370	29.386
14	Frank Kechele	12:33:17	18:53.161	Frank Kechele	12:33:46	19:22.469	29.308
26	Rahel Frey	12:33:18	18:54.604	Rahel Frey	12:33:47	19:23.161	28.557
1	Sebastian Asch	12:33:20	18:56.081	Sebastian Asch	12:33:48	19:24.532	28.451
10	Maximilian Buhk	12:33:21	18:57.627	Maximilian Buhk	12:33:49	19:25.558	27.931
20	Max Sandritter	12:33:23	18:58.925	Max Sandritter	12:33:50	19:26.684	27.759
100	Daniel Dobitsch	12:33:25	19:01.022	Daniel Dobitsch	12:33:52	19:28.178	27.156
11	Sergey Afanasiev	12:33:26	19:02.118	Sergey Afanasiev	12:33:55	19:31.013	28.895
17	Remo Lips	12:33:28	19:03.886	Remo Lips	12:33:57	19:33.549	29.663
3	Andreas Wirth	12:33:30	19:06.725	Andreas Wirth	12:33:59	19:35.295	28.570
16	Philip Geipel	12:33:32	19:08.021	Philip Geipel	12:34:01	19:37.155	29.134
5	Christina Nielsen	12:33:33	19:09.493	Christina Nielsen	12:34:02	19:37.927	28.434
7	Jürg Aeberhard	12:33:36	19:11.736	Jürg Aeberhard	12:34:04	19:39.894	28.158
22	Roland Rehfeld	12:33:37	19:13.357	Roland Rehfeld	12:34:04	19:40.675	27.318
9	Rene Bourdeaux	12:33:39	19:15.614	Rene Bourdeaux	12:34:07	19:42.942	27.328
27	Rene Rast	12:35:41	21:16.936	Rene Rast	12:36:08	21:44.273	27.337
28	Christer Jöns	12:35:42	21:17.967	Christer Jöns	12:36:10	21:46.624	28.657
19	Claudia Hürtgen	12:35:44	21:19.768	Claudia Hürtgen	12:36:11	21:47.560	27.792
2	Diego Alessi	12:35:45	21:21.167	Diego Alessi	12:36:13	21:48.802	27.635
12	Simon Knap	12:35:46	21:22.346	Simon Knap	12:36:14	21:50.358	28.012
8	Robert Renauer	12:35:47	21:23.397	Robert Renauer	12:36:15	21:51.729	28.332
14	Frank Kechele	12:35:49	21:24.755	Frank Kechele	12:36:16	21:52.705	27.950
26	Rahel Frey	12:35:50	21:25.906	Rahel Frey	12:36:18	21:53.934	28.028
1	Sebastian Asch	12:35:51	21:26.909	Sebastian Asch	12:36:19	21:55.274	28.365
10	Maximilian Buhk	12:35:52	21:28.455	Maximilian Buhk	12:36:21	21:56.964	28.509
20	Max Sandritter	12:35:53	21:29.457	Max Sandritter	12:36:22	21:57.856	28.399
100	Daniel Dobitsch	12:35:55	21:30.987	Daniel Dobitsch	12:36:23	21:59.403	28.416
11	Sergey Afanasiev	12:35:56	21:32.132	Sergey Afanasiev	12:36:26	22:01.824	29.692
17	Remo Lips	12:35:58	21:33.870	Remo Lips	12:36:27	22:03.171	29.301
3	Andreas Wirth	12:35:59	21:35.054	Andreas Wirth	12:36:29	22:04.831	29.777
16	Philip Geipel	12:36:00	21:36.049	Philip Geipel	12:36:29	22:05.645	29.596
5	Christina Nielsen	12:36:01	21:37.209	Christina Nielsen	12:36:30	22:06.348	29.139
7	Jürg Aeberhard	12:36:02	21:38.266	Jürg Aeberhard	12:36:32	22:08.625	30.359
22	Roland Rehfeld	12:36:03	21:39.342	Roland Rehfeld	12:36:33	22:09.637	30.295
9	Rene Bourdeaux	12:36:05	21:41.337	Rene Bourdeaux	12:36:35	22:11.166	29.829



# ADAC GT Masters

## Pit stops Race 1

Provisional



Lausitzring (short), Length: 3442 m

Air temperature: 26.9°C

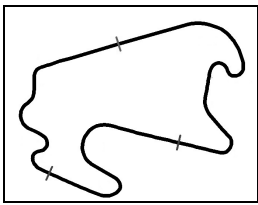
Track temperature: 33.6°C

Weather condition: Dry

**DMSB** Reg. Nr.: 276/13  
Deutscher Motor Sport Bund e.V.

Saturday 31.8.2013 12:15

Nr	Driver in	Day time in	Time in	Driver out	Day time out	Time out	Nett Time
2	Diego Alessi	12:54:23	39:59.419	Diego Alessi	12:55:35	41:10.893	1:11.474
12	Simon Knap	12:54:25	40:00.861	Simon Knap	12:55:35	41:11.433	1:10.572
10	Maximilian Buhk	12:54:27	40:03.358		12:55:37	41:13.618	1:10.260
20	Max Sandritter	12:54:27	40:03.710	Max Sandritter	12:55:40	41:15.874	1:12.164
100	Daniel Dobitsch	12:54:28	40:04.625	Daniel Dobitsch	12:55:39	41:15.431	1:10.806
11	Andreas Simonsen	12:54:29	40:05.609	Andreas Simonsen	12:55:39	41:15.357	1:09.748
3	Andreas Wirth	12:54:31	40:07.079	Christian Hohenadel	12:55:42	41:18.214	1:11.135
16	Philip Geipel	12:54:32	40:07.794	Philip Geipel	12:55:43	41:19.407	1:11.613
5	Christina Nielsen	12:54:34	40:10.488	Christina Nielsen	12:55:53	41:29.023	1:18.535
22	Roland Rehfeld	12:54:35	40:11.147	Carsten Seifert	12:55:48	41:24.539	1:13.392
4	Christian Engelhart	12:54:37	40:13.270	Christian Engelhart	12:55:47	41:22.935	1:09.665
9	Rene Bourdeaux	12:54:39	40:15.244	Rene Bourdeaux	12:55:48	41:24.028	1:08.784
19	Claudia Hürtgen	12:55:47	41:23.525	Dominik Baumann	12:57:00	42:36.178	1:12.653
8	Robert Renauer	12:55:49	41:25.412	Martin Ragginger	12:57:00	42:36.236	1:10.824
26	Rahel Frey	12:55:51	41:27.118	Rahel Frey	12:57:03	42:39.687	1:12.569
7	Jürg Aeberhard	12:56:00	41:36.196	Jürg Aeberhard	12:57:12	42:48.282	1:12.086
27	Rene Rast	12:57:10	42:45.820	Rene Rast	12:57:37	43:13.224	27.404
14	Frank Kechele	12:57:13	42:49.219	Dominik Schwager	12:58:24	44:00.375	1:11.156
18	Mike Parisy	12:58:22	43:58.305	Mike Parisy	13:04:43	50:19.606	6:21.301
28	Christer Jöns	12:58:35	44:11.342	Christer Jöns	12:59:48	45:24.209	1:12.867
17	Remo Lips	12:58:45	44:20.894	Lennart Marioneck	12:59:58	45:34.179	1:13.285
27	Rene Rast	12:58:56	44:32.319	Christopher Mies	13:00:13	45:48.757	1:16.438
4	Nicolas Armindo	13:01:17	46:53.594	Nicolas Armindo	13:01:50	47:26.249	32.655
1	Sebastian Asch	13:01:27	47:02.937	Sebastian Asch	13:02:38	48:14.024	1:11.087
9	Alfred Renauer	13:02:45	48:21.219	Alfred Renauer	13:03:16	48:52.143	30.924
11	Andreas Simonsen	13:03:55	49:30.924	Andreas Simonsen	13:04:24	50:00.447	29.523
18	Mike Parisy	13:06:18	51:54.017				
20	Max Sandritter	13:11:41	57:17.284				
19	Dominik Baumann	13:17:01	1:02:36.756				
28	Markus Winkelhock	13:17:01	1:02:37.634				
2	Diego Alessi	13:17:03	1:02:39.148				
12	Jeroen den Boer	13:17:05	1:02:41.197				
10	Maximilian Götz	13:17:08	1:02:44.285				
8	Martin Ragginger	13:17:22	1:02:58.439				
14	Dominik Schwager	13:17:23	1:02:59.193				
26	Christopher Haase	13:17:24	1:03:00.630				
1	Sebastian Asch	13:17:26	1:03:02.531				
3	Christian Hohenadel	13:17:28	1:03:04.030				
100	Daniel Dobitsch	13:17:30	1:03:05.828				
7	David Jahn	13:17:31	1:03:07.188				
5	Nick Tandy	13:17:32	1:03:08.297				
17	Lennart Marioneck	13:17:33	1:03:09.717				
27	Christopher Mies	13:17:35	1:03:11.147				
16	Frank Schmickler	13:17:36	1:03:12.278				
11	Andreas Simonsen	13:17:39	1:03:15.301				



# ADAC GT Masters

## Pit stops Race 1

Provisional



Lausitzring (short), Length: 3442 m

Air temperature: 26.9°C

Track temperature: 33.6°C

Weather condition: Dry



Reg. Nr.: 276/13

Saturday 31.8.2013 12:15

Nr	Driver in	Day time in	Time in	Driver out	Day time out	Time out	Nett Time
22	Carsten Seifert	13:17:41	1:03:17.057				
4	Nicolas Armindo	13:17:44	1:03:20.089				
9	Alfred Renauer	13:17:46	1:03:21.746				