

# ADAC GT Masters

## Result List Qualifying 2



Provisional

Lausitzring (short), Length: 3442 m

Air temperature: 28.5°C

Track temperature: 28.2°C

Weather condition: Dry

**DMSB** Reg. Nr.: 276/13  
Deutscher Motor Sport Bund e.V.

Friday 30.8.2013 16:35

started : 23      classified : 23      not classified : 0

	Drivers	Team	Car	Lap	Best Time	Gap	Diff	Kph	Day Time
1	8 R.Renauer/M.Ragginger	Tonino powered by Herberth Motors	Porsche 911 GT3 R	3	<b>1:20.610</b>			153,7	16:54:24
2	19 C.Hürtgen/D.Baumann	PIXUM Team Schubert	BMW Z4 GT3	6	<b>1:20.756</b>	0.146	0.146	153,4	17:00:15
3	14 F.Kechele/D.Schwager	Lambda Performance	Ford GT GT3	7	<b>1:20.944</b>	0.334	0.188	153,1	17:01:47
4	5 C.Nielsen(*G*)/N.Tandy(*G*)	Farnbacher Racing	Porsche 911 GT3 R	6	<b>1:21.043</b>	0.433	0.099	152,9	17:02:06
5	18 T.Seiler(*G*)/M.Parisy(*G*)	Callaway Competition	Corvette Z06.R GT3	5	<b>1:21.068</b>	0.458	0.025	152,8	16:45:43
6	28 C.Jöns/M.Winkelhock	Prosperia C. Abt Racing	Audi R8 LMS Ultra	4	<b>1:21.105</b>	0.495	0.037	152,8	16:59:40
7	9 R.Bourdeaux(*G*)/A.Renauer(*G*)	Tonino powered by Herberth Motors	Porsche 911 GT3 R	4	<b>1:21.111</b>	0.501	0.006	152,8	16:56:30
8	26 R.Frey/C.Haase	Prosperia C. Abt Racing	Audi R8 LMS Ultra	4	<b>1:21.113</b>	0.503	0.002	152,8	17:01:20
9	4 C.Engelhart/N.Armino	Team GW-Schütz	Porsche 911 GT3 R	3	<b>1:21.119</b>	0.509	0.006	152,8	16:47:48
10	7 J.Aeberhard/D.Jahn	Farnbacher Racing	Porsche 911 GT3 R	3	<b>1:21.123</b>	0.513	0.004	152,7	16:53:49
11	6 M.Farnbacher/P.Frommenwiler	Farnbacher Racing	Porsche 911 GT3 R	5	<b>1:21.149</b>	0.539	0.026	152,7	17:02:11
12	12 S.Knap/J.den Boer	DB Motorsport	BMW Z4 GT3	6	<b>1:21.204</b>	0.594	0.055	152,6	16:44:48
13	10 M.Buhk/M.Götz	Polarweiss Racing	Mercedes Benz SLS AMG GT3	4	<b>1:21.268</b>	0.658	0.064	152,5	16:48:24
14	2 D.Alessi/D.Keilwitz	Callaway Competition	Corvette Z06.R GT3	7	<b>1:21.299</b>	0.689	0.031	152,4	16:59:52
15	1 S.Asch/F.Stoll	MS RACING	Audi R8 LMS Ultra	4	<b>1:21.305</b>	0.695	0.006	152,4	17:00:04
16	27 R.Rast/C.Mies	Prosperia C. Abt Racing	Audi R8 LMS Ultra	3	<b>1:21.366</b>	0.756	0.061	152,3	16:58:49
17	3 A.Wirth/C.Hohenadel	Callaway Competition	Corvette Z06.R GT3	8	<b>1:21.392</b>	0.782	0.026	152,2	17:00:00
18	20 M.Sandritter/J.Müller	PIXUM Team Schubert	BMW Z4 GT3	6	<b>1:21.429</b>	0.819	0.037	152,2	16:52:20
19	100 D.Dobitsch/A.Patel	MS RACING	Audi R8 LMS Ultra	5	<b>1:21.564</b>	0.954	0.135	151,9	16:52:55
20	11 S.Afanasiev/A.Simonsen	Polarweiss Racing	Mercedes Benz SLS AMG GT3	6	<b>1:21.661</b>	1.051	0.097	151,7	16:50:23
21	17 R.Lips(*G*)/L.Marionek(*G*)	Callaway Competition	Corvette Z06.R GT3	9	<b>1:22.126</b>	1.516	0.465	150,9	17:01:41
22	16 P.Geipel/F.Schmickler	THE BOSS YACO Racing	Audi R8 LMS Ultra	10	<b>1:22.310</b>	1.700	0.184	150,5	16:58:33
23	22 R.Rehfeld/C.Seifert	Team rhino's Leipert Motorsport	Lamborghini Gallardo FL2	10	<b>1:23.528</b>	2.918	1.218	148,3	16:54:20

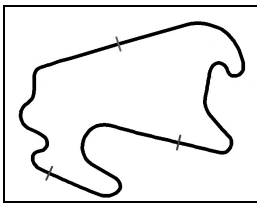
(\*G\*) marks the Gentlemen driver

**Subject to final scrutineering!**

Publications Time:

Clerk of the course:

Time Keeping:



# ADAC GT Masters

## Lap analysis Qualifying 2

Provisional



Lausitzring (short), Length: 3442 m

Air temperature: 28.6°C

Track temperature: 28.3°C

Weather condition: Dry



Reg. Nr.: 276/13

Friday 30.8.2013 16:35

Lap	Time	SE1	SP1	SE2	SP2	SE3	SP3	TSP	Lap	Time	SE1	SP1	SE2	SP2	SE3	SP3	TSP
<b>1 Sebastian Asch, DEU/ Florian Stoll, DEU</b>									<b>theoretical besttime: 1:21.246</b>								
1	20:57.746	19:56.251	174	25.879	213	35.616	230		5	1:21.385	26.042	<b>179</b>	<b>21.360</b>	220	33.983	231	242
2	1:22.108	26.463	178	21.470	220	34.175	<b>234</b>	240	6	1:32.635	28.028	153	26.686	124	37.921	232	243
3	1:22.917	26.107	178	22.011	218	34.799	231	<b>243</b>	7	1:22.274	26.377	177	21.560	220	34.337	<b>234</b>	241
4	<b>1:21.305</b>	26.074	179	21.387	<b>221</b>	<b>33.844</b>	232	241									

<b>2 Diego Alessi, ITA/ Daniel Keilwitz, DEU</b>									<b>theoretical besttime: 1:21.191</b>								
1	2:22.600	1:19.985	152	24.439	199	38.176	210		7	<b>1:21.299</b>	26.056	184	21.405	228	33.838	243	253
2	1:24.578	28.303	183	22.037	228	34.238	242	215	8	1:22.699	26.069	184	21.508	228	35.122	194	254
3	1:21.367	26.232	184	<b>21.380</b>	<b>230</b>	<b>33.755</b>	242	252	9	1:40.243	30.417	150	28.549	188	41.277	244	195
4	1:21.506	26.140	<b>184</b>	21.514	228	33.852	242	252	10	1:22.487	26.413	184	21.540	228	34.534	<b>244</b>	254
5	1:30.905	26.240	184	21.596	228	43.069		252									
6	15:29.844	14:28.226	172	24.527	207	37.091	243										

<b>3 Andreas Wirth, DEU/ Christian Hohenadel, DEU</b>									<b>theoretical besttime: 1:21.292</b>								
1	4:40.578	3:32.642	160	29.052	201	38.884	149		6	1:32.767	26.917	181	22.319	219	43.531		253
2	1:29.953	32.423	181	22.575	224	34.955	241	136	7	11:50.084	10:53.176	181	21.691	225	35.217	243	
3	1:22.066	26.499	183	21.496	226	34.071	241	251	8	<b>1:21.392</b>	26.095	183	21.486	226	33.811	244	254
4	1:21.568	26.371	<b>183</b>	<b>21.416</b>	228	<b>33.781</b>	242	251	9	1:21.677	26.294	183	21.458	227	33.925	<b>245</b>	254
5	1:21.797	26.439	183	21.441	<b>228</b>	33.917	243	251									

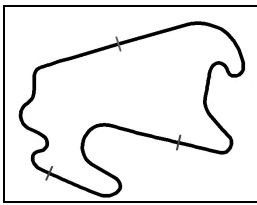
<b>4 Christian Engelhart, DEU/ Nicolas Armindo, FRA</b>									<b>theoretical besttime: 1:20.861</b>								
1	10:05.811	8:59.678	156	25.890	116	40.243	231		6	6:07.692	5:11.357	173	21.947	219	34.388	235	
2	1:21.737	26.226	178	21.446	221	34.065	233	241	7	1:22.643	25.796	177	21.852	217	34.995	<b>236</b>	245
3	<b>1:21.119</b>	26.054	178	<b>21.262</b>	222	<b>33.803</b>	234	242	8	1:21.804	26.030	178	21.556	221	34.218	235	<b>247</b>
4	1:27.660	25.918	<b>178</b>	21.290	<b>222</b>	40.452	233	244	9	1:47.625	26.991	167	22.673	215	57.961		246
5	1:45.347	25.828	177	21.625	221	57.894	243										

<b>5 Christina Nielsen, DNK/ Nick Tandy, FRA</b>									<b>theoretical besttime: 1:20.983</b>								
1	20:05.932	19:03.887	171	24.425	210	37.620	231		5	1:26.410	27.387	175	23.146	219	35.877	236	246
2	1:30.388	29.093	154	24.040	162	37.255	235	240	6	<b>1:21.043</b>	25.786	179	<b>21.469</b>	222	33.788	237	<b>247</b>
3	1:21.116	25.904	179	21.484	218	<b>33.728</b>	237	245	7	1:23.417	25.891	179	21.607	222	35.919	<b>237</b>	246
4	1:21.304	25.940	<b>180</b>	21.498	<b>223</b>	33.866	237	246									

<b>6 Mario Farnbacher, DEU/ Philipp Frommenwiler, CHE</b>									<b>theoretical besttime: 1:21.112</b>								
1	21:42.392	20:41.011	115	24.507	213	36.874	232		6	1:21.403	26.116	179	21.546	222	33.741	238	247
2	1:24.136	27.580	177	21.968	220	34.588	237	242	7	1:21.242	25.925	180	21.584	<b>223</b>	33.733	<b>239</b>	247
3	1:21.516	26.153	179	21.532	222	33.831	238	246	8	1:21.439	25.985	180	21.587	222	33.867	237	<b>248</b>
4	1:21.848	<b>25.885</b>	178	21.782	221	34.181	237	247									
5	<b>1:21.149</b>	25.922	<b>180</b>	<b>21.515</b>	222	<b>33.712</b>	239	247									

<b>7 Jürg Aeberhard, CHE/ David Jahn, DEU</b>									<b>theoretical besttime: 1:21.075</b>								
1	16:04.392	15:05.094	169	23.410	212	35.888	231		6	1:37.703	28.245	170	24.300	147	45.158		231
2	1:23.468	27.509	177	21.863	222	34.096	236	241	7	6:40.236	5:44.607	178	21.691	221	33.938	237	
3	<b>1:21.123</b>	26.016	180	<b>21.354</b>	<b>224</b>	<b>33.753</b>	237	246	8	1:21.339	25.968	180	21.488	222	33.883	<b>238</b>	246
4	1:21.432	26.063	180	21.363	224	34.006	237	<b>247</b>									
5	1:29.013	26.152	<b>180</b>	24.374	126	38.487	224	247									

<b>8 Robert Renauer, DEU/ Martin Ragginger, AUT</b>									<b>theoretical besttime: 1:20.575</b>								
1	16:41.065	15:43.193	174	22.509	220	35.363	234		4	1:25.972	26.293	177	23.123	213	36.556	185	246
2	1:22.530	26.964	180	21.539	220	34.027	236	243	5	1:27.946	30.090	176	22.932	218	34.924	<b>238</b>	190
3	<b>1:20.610</b>	25.749	180	<b>21.272</b>	<b>224</b>	<b>33.589</b>	236	245									



# ADAC GT Masters

## Lap analysis Qualifying 2

Provisional



Lausitzring (short), Length: 3442 m

Air temperature: 28.6°C

Track temperature: 28.3°C

Weather condition: Dry

**DMSB** Reg. Nr.: 276/13  
Deutscher Motor Sport Bund e.V.

Friday 30.8.2013 16:35

Lap	Time	SE1	SP1	SE2	SP2	SE3	SP3	TSP	Lap	Time	SE1	SP1	SE2	SP2	SE3	SP3	TSP
<b>9</b> Rene Bourdeaux, DEU/ Alfred Renauer, DEU									<b>theoretical besttime: 1:21.092</b>								
1	17:25.295	16:25.594	162	24.106	215	35.595	236		5	1:24.766	26.774	159	23.440	222	34.552	<b>238</b>	248
2	1:22.171	26.560	179	21.479	224	34.132	236	246	6	1:21.465	26.214	180	21.457	<b>225</b>	<b>33.794</b>	238	248
3	1:21.342	25.904	178	21.585	223	33.853	237	246	7	1:39.679	30.235	113	23.325	220	46.119		<b>248</b>
4	<b>1:21.111</b>	<b>25.876</b>	<b>180</b>	<b>21.422</b>	224	33.813	237	248									

<b>10</b> Maximilian Buhk, DEU/ Maximilian Götz, DEU									<b>theoretical besttime: 1:21.229</b>								
1	9:14.582	8:13.752	172	24.397	131	36.433	234		7	7:47.140	6:47.760	174	22.941	147	36.439	237	
2	1:26.653	27.332	179	21.943	221	37.378	236	244	8	1:24.044	26.618	180	21.696	223	35.730	238	247
3	1:21.470	26.172	181	<b>21.437</b>	225	33.861	236	246	9	1:21.471	26.065	181	21.504	224	33.902	<b>239</b>	249
4	<b>1:21.268</b>	<b>26.000</b>	181	21.476	<b>226</b>	<b>33.792</b>	236	246	10	1:21.911	26.245	180	21.741	223	33.925	239	249
5	1:22.653	26.076	<b>181</b>	21.492	225	35.085	237	246	11	1:25.982	26.357	180	21.818	225	37.807	238	<b>249</b>
6	1:33.895	27.340	168	22.730	216	43.825		247									

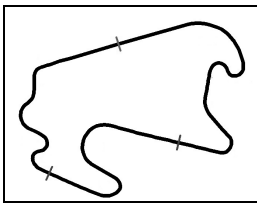
<b>11</b> Sergey Afanasiev, RUS/ Andreas Simonsen, SWE									<b>theoretical besttime: 1:21.477</b>								
1	8:34.858	7:26.915	170	25.015	128	42.928	233		8	5:01.392	4:03.901	173	22.112	220	35.379	238	
2	1:22.052	26.401	<b>181</b>	21.527	225	34.124	236	243	9	1:22.976	26.195	180	21.781	222	35.000	239	247
3	1:21.715	26.200	180	21.568	224	<b>33.947</b>	236	246	10	1:21.800	26.111	180	21.682	223	34.007	239	249
4	1:21.693	26.220	180	<b>21.435</b>	<b>225</b>	34.038	237	246	11	1:22.412	26.170	181	21.667	223	34.575	<b>239</b>	249
5	1:21.712	26.166	<b>181</b>	21.501	225	34.045	237	247	12	1:26.959	28.083	141	22.945	217	35.931	<b>239</b>	<b>250</b>
6	<b>1:21.661</b>	<b>26.095</b>	181	21.487	224	34.079	238	247									
7	1:34.729	26.173	180	22.974	181	45.582		247									

<b>12</b> Simon Knap, NLD/ Jeroen den Boer, NLD									<b>theoretical besttime: 1:21.175</b>								
1	2:55.584	1:51.937	110	25.837	155	37.810	205		7	1:37.834	25.945	177	23.903	203	47.986		241
2	1:24.230	27.366	176	22.201	200	34.663	231	208	8	13:12.238	12:16.314	176	21.574	220	34.350	231	
3	1:21.668	26.184	178	21.489	221	33.995	232	240	9	1:21.371	25.910	178	21.425	221	34.036	234	241
4	1:21.461	25.928	179	<b>21.393</b>	<b>223</b>	34.140	232	240	10	1:22.936	26.679	178	22.122	221	34.135	<b>234</b>	<b>243</b>
5	1:24.386	25.848	<b>179</b>	21.983	223	36.555	231	240	11	1:23.366	27.187	173	22.115	221	34.064	234	243
6	<b>1:21.204</b>	<b>25.794</b>	179	21.422	222	<b>33.988</b>	233	240									

<b>14</b> Frank Kechele, DEU/ Dominik Schwager, BEL									<b>theoretical besttime: 1:20.802</b>								
1	18:31.095	17:32.170	175	23.101	218	35.824	235		6	1:25.195	26.008	182	21.621	198	37.566	240	249
2	1:23.661	27.207	179	21.856	221	34.598	238	244	<b>7</b>	<b>1:20.944</b>	<b>25.852</b>	<b>182</b>	21.409	224	<b>33.683</b>	241	249
3	1:23.424	26.881	179	21.882	222	34.661	240	248	8	1:25.231	26.126	182	22.513	217	36.592	240	<b>249</b>
4	1:21.334	26.115	180	<b>21.267</b>	<b>224</b>	33.952	240	248									
5	1:21.298	25.953	181	21.473	223	33.872	<b>241</b>	249									

<b>16</b> Philip Geipel, DEU/ Frank Schmickler, DEU									<b>theoretical besttime: 1:22.276</b>								
1	6:53.002	5:43.932	115	28.687	156	40.383	193		7	1:22.705	26.518	175	21.682	219	<b>34.505</b>	230	240
2	1:29.410	30.410	171	23.314	211	35.686	229	196	8	1:44.675	29.892	145	25.039	197	49.744		239
3	1:23.183	26.779	175	21.733	220	34.671	229	237	9	5:07.503	4:10.453	173	22.372	218	34.678	233	
4	1:23.090	26.749	174	21.704	219	34.637	229	237	<b>10</b>	<b>1:22.310</b>	<b>26.190</b>	<b>176</b>	<b>21.581</b>	218	34.539	<b>234</b>	242
5	1:23.413	26.691	176	21.762	<b>220</b>	34.960	230	237									
6	1:23.570	26.436	176	21.680	220	35.454	230	239									

<b>17</b> Remo Lips, CHE/ Lennart Marioneck, DEU									<b>theoretical besttime: 1:21.976</b>								
1	6:15.130	5:09.751	114	27.939	220	37.440	239		7	10:35.319	9:38.374	180	22.340	226	34.605	243	
2	1:25.142	28.051	182	22.434	226	34.657	241	249	8	1:22.484	26.395	184	21.817	228	34.272	243	253
3	1:22.510	26.509	185	<b>21.602</b>	229	34.399	241	250	<b>9</b>	<b>1:22.126</b>	26.228	184	21.752	230	<b>34.146</b>	244	254
4	1:22.898	26.349	<b>185</b>	22.052	<b>230</b>	34.497	241	251	10	1:24.585	26.436	184	21.999	228	36.150	<b>244</b>	253
5	1:22.247	26.261	185	21.643	230	34.343	242	252									
6	1:33.554	27.587	175	22.850	229	43.117		252									



# ADAC GT Masters

## Lap analysis Qualifying 2

Provisional



Lausitzring (short), Length: 3442 m

Air temperature: 28.6°C

Track temperature: 28.3°C

Weather condition: Dry

**DMSB** Reg. Nr.: 276/13  
Deutscher Motor Sport Bund e.V.

Friday 30.8.2013 16:35

Lap	Time	SE1	SP1	SE2	SP2	SE3	SP3	TSP	Lap	Time	SE1	SP1	SE2	SP2	SE3	SP3	TSP
<b>18</b>	Toni Seiler, CHE/ Mike Parisy, FRA								<b>theoretical besttime: 1:21.023</b>								
1	5:17.100	4:18.512	167	23.177	224	35.411	242		8	10:45.890	9:44.296	98	25.652	207	35.942	242	
2	1:22.804	26.887	183	21.753	229	34.164	241	251	9	1:30.102	27.361	181	23.824	110	38.917	244	253
3	1:21.246	26.088	184	21.504	230	33.654	242	251	10	1:21.712	26.372	184	21.448	229	33.892	245	255
4	1:21.343	26.129	<b>185</b>	21.506	230	33.708	243	252	11	1:21.758	26.289	184	21.756	227	33.713	244	256
5	<b>1:21.068</b>	<b>26.085</b>	185	21.357	230	<b>33.626</b>	244	253	12	1:21.515	26.152	182	21.509	230	33.854	<b>246</b>	255
6	1:21.171	26.201	185	<b>21.312</b>	<b>231</b>	33.658	243	254									
7	1:32.598	26.244	184	21.848	228	44.506		254									

<b>19</b>	Claudia Hürtgen, DEU/ Dominik Baumann, AUT								<b>theoretical besttime: 1:20.706</b>								
1	18:21.201	17:16.732	138	26.231	202	38.238	228		<b>6</b>	<b>1:20.756</b>	25.682	<b>179</b>	<b>21.193</b>	<b>224</b>	33.881	232	244
2	1:25.562	28.216	176	22.425	220	34.921	231	237	7	1:24.428	26.899	161	22.863	219	34.666	<b>235</b>	242
3	1:24.131	27.490	176	22.159	220	34.482	235	241	8	1:20.821	25.669	179	21.217	221	33.935	235	244
4	1:22.352	26.228	178	21.817	221	34.307	235	244									
5	1:20.937	25.816	178	21.277	223	<b>33.844</b>	233	<b>246</b>									

<b>20</b>	Max Sandritter, DEU/ Jörg Müller, DEU								<b>theoretical besttime: 1:21.215</b>								
1	10:28.017	9:26.242	165	23.357	210	38.418	229		5	1:21.543	26.263	177	<b>21.246</b>	222	<b>34.034</b>	232	240
2	1:26.013	27.604	174	22.740	219	35.669	230	237	<b>6</b>	<b>1:21.429</b>	25.935	179	21.305	223	34.189	<b>233</b>	241
3	1:22.050	26.428	177	21.497	221	34.125	231	240	7	1:31.606	25.954	<b>180</b>	21.459	<b>225</b>	44.193		<b>241</b>
4	1:21.531	26.011	178	21.319	223	34.201	232	240									

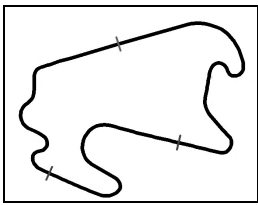
<b>22</b>	Roland Rehfeld, DEU/ Carsten Seifert, DEU								<b>theoretical besttime: 1:23.359</b>								
1	3:06.709	1:55.990	120	28.262	150	42.457	222		7	1:23.606	26.686	176	22.084	218	34.836	226	234
2	1:30.060	28.940	175	23.448	202	37.672	226	229	8	1:52.572	28.059	171	22.713	217	1:01.800		234
3	1:24.824	27.524	176	22.248	216	35.052	226	234	9	4:26.436	3:22.815	168	23.656	151	39.965	<b>227</b>	
4	1:24.390	27.041	176	22.317	217	35.032	225	233	<b>10</b>	<b>1:23.528</b>	26.779	176	22.068	218	<b>34.681</b>	225	236
5	1:23.912	27.012	<b>177</b>	22.047	217	34.853	226	233									
6	1:23.852	26.888	176	<b>21.992</b>	<b>218</b>	34.972	226	235									

<b>26</b>	Rahel Frey, CHE/ Christopher Haase, DEU								<b>theoretical besttime: 1:21.075</b>								
1	21:08.708	19:30.212	172	23.019	211	1:15.477	227		5	1:21.993	26.090	175	21.492	218	34.411	230	<b>241</b>
2	2:28.718				109	42.235	230	236	6	1:21.433	25.981	176	21.436	218	34.016	228	240
3	1:22.154	26.204	175	21.646	<b>219</b>	34.304	229	239	7	1:21.206	25.815	177	21.437	218	33.954	229	239
4	<b>1:21.113</b>	25.853	<b>177</b>	<b>21.327</b>	218	<b>33.933</b>	<b>231</b>	239									

<b>27</b>	Rene Rast, DEU/ Christopher Mies, DEU								<b>theoretical besttime: 1:21.199</b>								
1	21:04.297	20:02.969	118	24.441	191	36.887	226		6	1:22.209	26.136	177	21.718	217	34.355	231	239
2	1:23.891	27.233	133	22.410	217	34.248	<b>232</b>	234	7	1:22.524	26.120	176	21.542	219	34.862	232	241
3	<b>1:21.366</b>	26.015	<b>178</b>	<b>21.434</b>	219	<b>33.917</b>	232	<b>242</b>	8	1:21.860	26.056	177	21.583	<b>219</b>	34.221	230	242
4	1:21.472	25.930	178	21.557	219	33.985	230	241									
5	1:49.419	<b>25.848</b>	178	21.451	219	1:02.120	230	241									

<b>28</b>	Christer Jöns, DEU/ Markus Winkelhock, DEU								<b>theoretical besttime: 1:20.994</b>								
1	20:27.470	19:27.543	161	23.716	212	36.211	228		5	1:21.336	26.002	176	21.515	220	33.819	231	241
2	1:21.613	26.194	177	<b>21.366</b>	<b>221</b>	34.053	230	238	6	1:30.956	31.952	131	23.912	217	35.092	230	<b>241</b>
3	1:30.148	27.464	120	25.347	188	37.337	230	240	7	1:21.170	25.852	177	21.499	219	33.819	<b>231</b>	239
4	<b>1:21.105</b>	25.953	<b>178</b>	21.376	219	<b>33.776</b>	231	239									

<b>100</b>	Daniel Dobitsch, AUT/ Aditya Patel, IND								<b>theoretical besttime: 1:21.466</b>								
1	12:21.377	11:18.437	165	24.625	211	38.315	227		<b>5</b>	<b>1:21.564</b>	25.860	180	21.597	223	<b>34.107</b>	233	<b>242</b>
2	1:27.380	29.167	174	22.813	221	35.400	231	237	6	1:21.811	25.961	179	21.582	<b>223</b>	34.268	233	242
3	1:22.378	26.521	179	<b>21.499</b>	221	34.358	232	240									
4	1:22.151	26.040	<b>180</b>	21.559	222	34.552	<b>233</b>	242									



# ADAC GT Masters

## Vmax list Qualifying 2

Provisional



Lausitzring (short), Length: 3442 m

Air temperature: 28.6°C

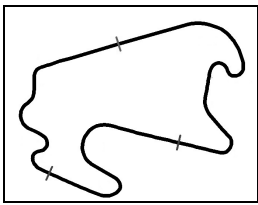
Track temperature: 28.3°C

Weather condition: Dry

**DMSB** Reg. Nr.: 276/13  
Deutscher Motor Sport Bund e.V.

Friday 30.8.2013 16:35

Nr	Team, Car, Driver, Nat	Top speed
18	<b>Callaway Competition, Corvette Z06.R GT3</b> Seiler Toni , CHE Parisy Mike , FRA	256,53 km/h
2	<b>Callaway Competition, Corvette Z06.R GT3</b> Alessi Diego , ITA Keilwitz Daniel , DEU	255,08 km/h
3	<b>Callaway Competition, Corvette Z06.R GT3</b> Wirth Andreas , DEU Hohenadel Christian , DEU	255,08 km/h
17	<b>Callaway Competition, Corvette Z06.R GT3</b> Lips Remo , CHE Marioneck Lennart , DEU	253,82 km/h
11	<b>Polarweiss Racing, Mercedes Benz SLS AMG GT3</b> Afanasiev Sergey , RUS Simonsen Andreas , SWE	249,60 km/h
14	<b>Lambda Performance, Ford GT GT3</b> Kechele Frank , DEU Schwager Dominik , BEL	249,25 km/h
10	<b>Polarweiss Racing, Mercedes Benz SLS AMG GT3</b> Buhk Maximilian , DEU Götz Maximilian , DEU	248,85 km/h
9	<b>Tonino powered by Herberth Motorsport, Porsche 911 GT3</b> Bourdeaux Rene , DEU Renauer Alfred , DEU	248,28 km/h
6	<b>Farnbacher Racing, Porsche 911 GT3 R</b> Farnbacher Mario , DEU Frommenwiler Philipp , CHE	247,88 km/h
8	<b>Tonino powered by Herberth Motorsport, Porsche 911 GT3</b> Renauer Robert , DEU Ragginger Martin , AUT	247,03 km/h
4	<b>Team GW-Schütz, Porsche 911 GT3 R</b> Engelhart Christian , DEU Armindo Nicolas , FRA	246,80 km/h
7	<b>Farnbacher Racing, Porsche 911 GT3 R</b> Aeberhard Jürg , CHE Jahn David , DEU	246,80 km/h
5	<b>Farnbacher Racing, Porsche 911 GT3 R</b> Nielsen Christina , DNK Tandy Nick , FRA	246,74 km/h
19	<b>PIXUM Team Schubert, BMW Z4 GT3</b> Hürtgen Claudia , DEU Baumann Dominik , AUT	245,96 km/h



# ADAC GT Masters

## Vmax list Qualifying 2

Provisional



Lausitzring (short), Length: 3442 m

Air temperature: 28.6°C

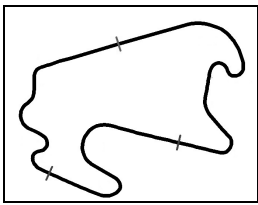
Track temperature: 28.3°C

Weather condition: Dry

**DMSB** Reg. Nr.: 276/13  
Deutscher Motor Sport Bund e.V.

Friday 30.8.2013 16:35

Nr	Team, Car, Driver, Nat	Top speed
12	<b>DB Motorsport, BMW Z4 GT3</b> Knap Simon , NLD den Boer Jeroen , NLD	243,46 km/h
1	<b>MS RACING, Audi R8 LMS Ultra</b> Asch Sebastian , DEU Stoll Florian , DEU	242,97 km/h
16	<b>THE BOSS YACO Racing, Audi R8 LMS Ultra</b> Geipel Philip , DEU Schmickler Frank , DEU	242,48 km/h
100	<b>MS RACING, Audi R8 LMS Ultra</b> Dobitsch Daniel , AUT Patel Aditya , IND	242,32 km/h
27	<b>Prosperia C. Abt Racing, Audi R8 LMS Ultra</b> Rast Rene , DEU Mies Christopher , DEU	241,77 km/h
20	<b>PIXUM Team Schubert, BMW Z4 GT3</b> Sandritter Max , DEU Müller Jörg , DEU	241,45 km/h
28	<b>Prosperia C. Abt Racing, Audi R8 LMS Ultra</b> Jöns Christer , DEU Winkelhock Markus , DEU	240,75 km/h
26	<b>Prosperia C. Abt Racing, Audi R8 LMS Ultra</b> Frey Rahel , CHE Haase Christopher , DEU	240,70 km/h
22	<b>Team rhino's Leipert Motorsport, Lamborghini Gallardo FL</b> Rehfeld Roland , DEU Seifert Carsten , DEU	235,70 km/h



# ADAC GT Masters

## Start Grid Race 2

Provisional



Lausitzring (short), Length: 3442 m

Air temperature: 19.4°C

Track temperature: 24.8°C

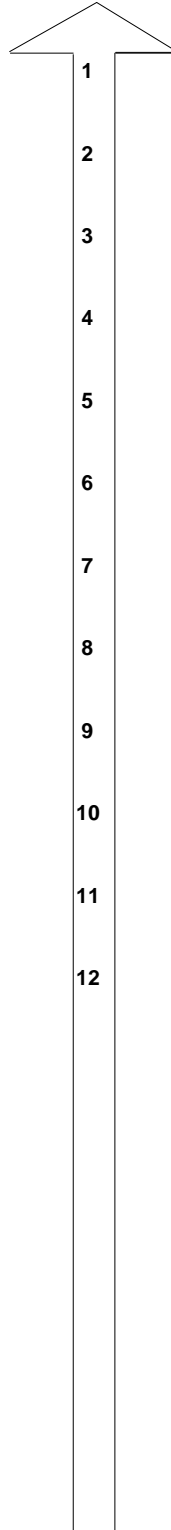
Weather condition: Dry

**DMSB** Reg. Nr.: 276/13  
Deutscher Motor Sport Bund e.V.

Sunday 1.9.2013 12:15

### POLE POSITION

<b>8</b>	<b>Tonino powered by Herberth Moto</b>	1:20.610
Robert Renauer/ Martin Ragginger*		
<b>14</b>	<b>Lambda Performance</b>	1:20.944
Frank Kechele/ Dominik Schwager*		
<b>18</b>	<b>Callaway Competition</b>	1:21.068
Toni Seiler/ Mike Parisy*		
<b>9</b>	<b>Tonino powered by Herberth Moto</b>	1:21.111
Rene Bourdeaux/ Alfred Renauer*		
<b>4</b>	<b>Team GW-Schütz</b>	1:21.119
Christian Engelhart/ Nicolas Armindo*		
<b>6</b>	<b>Farnbacher Racing</b>	1:21.149
Mario Farnbacher/ Philipp Frommenwiler*		
<b>10</b>	<b>Polarweiss Racing</b>	1:21.268
Maximilian Buhk/ Maximilian Götz*		
<b>1</b>	<b>MS RACING</b>	1:21.305
Sebastian Asch/ Florian Stoll*		
<b>3</b>	<b>Callaway Competition</b>	1:21.392
Andreas Wirth/ Christian Hohenadel*		
<b>100</b>	<b>MS RACING</b>	1:21.564
Daniel Dobitsch/ Aditya Patel*		
<b>17</b>	<b>Callaway Competition</b>	1:22.126
Remo Lips/ Lennart Marioneck*		
<b>22</b>	<b>Team rhino's Leipert Motorsport</b>	1:23.528
Roland Rehfeld/ Carsten Seifert*		



<b>19</b>	<b>PIXUM Team Schubert</b>	1:20.756
Claudia Hürtgen/ Dominik Baumann*		
<b>5</b>	<b>Farnbacher Racing</b>	1:21.043
Christina Nielsen/ Nick Tandy*		
<b>28</b>	<b>Prosperia C. Abt Racing</b>	1:21.105
Christer Jöns/ Markus Winkelhock*		
<b>26</b>	<b>Prosperia C. Abt Racing</b>	1:21.113
Rahel Frey/ Christopher Haase*		
<b>7</b>	<b>Farnbacher Racing</b>	1:21.123
Jürg Aeberhard/ David Jahn*		
<b>12</b>	<b>DB Motorsport</b>	1:21.204
Simon Knap/ Jeroen den Boer*		
<b>2</b>	<b>Callaway Competition</b>	1:21.299
Diego Alessi/ Daniel Keilwitz*		
<b>27</b>	<b>Prosperia C. Abt Racing</b>	1:21.366
Rene Rast/ Christopher Mies*		
<b>20</b>	<b>PIXUM Team Schubert</b>	1:21.429
Max Sandritter/ Jörg Müller*		
<b>11</b>	<b>Polarweiss Racing</b>	1:21.661
Sergey Afanasiev/ Andreas Simonsen*		
<b>16</b>	<b>THE BOSS YACO Racing</b>	1:22.310
Philip Geipel/ Frank Schmickler*		

\* Marks the starting driver

Publications Time:

Race Director:

Time Keeping: