

ADAC GT Masters

Result List Qualifying 1



Provisional

DMSB Reg. Nr.: 276/13
Deutscher Motor Sport Bund e.V.

Lausitzring (short), Length: 3442 m

Air temperature: 28.6°C

Track temperature: 28.5°C

Weather condition: Dry

Friday 30.8.2013 15:55

started : 23 classified : 23 not classified : 0

	Drivers	Team	Car	Lap	Best Time	Gap	Diff	Kph	Day Time	
1	6	M.Farnbacher /P.Frommenwiler	Farnbacher Racing	Porsche 911 GT3 R	4	1:21.281		152,4	16:21:23	
2	27	R.Rast /C.Mies	Prosperia C. Abt Racing	Audi R8 LMS Ultra	5	1:21.292	0.011	0.011	152,4	16:20:29
3	4	C.Engelhart /N.Armino	Team GW-Schütz	Porsche 911 GT3 R	3	1:21.386	0.105	0.094	152,3	16:17:00
4	8	R.Renauer /M.Ragginger	Tonino powered by Herberth Motors	Porsche 911 GT3 R	4	1:21.461	0.180	0.075	152,1	16:18:55
5	2	D.Alessi /D.Keilwitz	Callaway Competition	Corvette Z06.R GT3	9	1:21.480	0.199	0.019	152,1	16:22:39
6	19	C.Hürtgen /D.Baumann	PIXUM Team Schubert	BMW Z4 GT3	11	1:21.523	0.242	0.043	152,0	16:25:07
7	12	S.Knap /J.den Boer	DB Motorsport	BMW Z4 GT3	4	1:21.623	0.342	0.100	151,8	16:03:02
8	28	C.Jöns /M.Winkelhock	Prosperia C. Abt Racing	Audi R8 LMS Ultra	7	1:21.623	0.342		151,8	16:21:32
9	1	S.Asch /F.Stoll	MS RACING	Audi R8 LMS Ultra	7	1:21.762	0.481	0.139	151,6	16:24:34
10	14	F.Kechele /D.Schwager	Lambda Performance	Ford GT GT3	5	1:21.810	0.529	0.048	151,5	16:21:12
11	26	R.Frey /C.Haase	Prosperia C. Abt Racing	Audi R8 LMS Ultra	6	1:21.839	0.558	0.029	151,4	16:23:01
12	18	T.Seiler (*G*)/M.Parisy	Callaway Competition	Corvette Z06.R GT3	4	1:22.050	0.769	0.211	151,0	16:04:28
13	11	S.Afanasyev /A.Simonsen	Polarweiss Racing	Mercedes Benz SLS AMG GT3	12	1:22.064	0.783	0.014	151,0	16:25:05
14	20	M.Sandritter /J.Müller	PIXUM Team Schubert	BMW Z4 GT3	10	1:22.213	0.932	0.149	150,7	16:24:42
15	10	M.Buhk /M.Götz	Polarweiss Racing	Mercedes Benz SLS AMG GT3	6	1:22.214	0.933	0.001	150,7	16:18:06
16	3	A.Wirth /C.Hohenadel	Callaway Competition	Corvette Z06.R GT3	9	1:22.280	0.999	0.066	150,6	16:24:07
17	5	C.Nielsen (*G*)/N.Tandy	Farnbacher Racing	Porsche 911 GT3 R	5	1:22.384	1.103	0.104	150,4	16:18:00
18	7	J.Aeberhard /D.Jahn	Farnbacher Racing	Porsche 911 GT3 R	3	1:22.407	1.126	0.023	150,4	16:08:40
19	16	P.Geipel /F.Schmickler	THE BOSS YACO Racing	Audi R8 LMS Ultra	4	1:22.432	1.151	0.025	150,3	16:19:56
20	9	R.Bourdeaux (*G*)/A.Renauer	Tonino powered by Herberth Motors	Porsche 911 GT3 R	7	1:22.451	1.170	0.019	150,3	16:20:45
21	100	D.Dobitsch /A.Patel	MS RACING	Audi R8 LMS Ultra	4	1:22.490	1.209	0.039	150,2	16:20:13
22	17	R.Lips (*G*)/L.Marionek	Callaway Competition	Corvette Z06.R GT3	8	1:22.612	1.331	0.122	150,0	16:15:05
23	22	R.Rehfeld /C.Seifert	Team rhino's Leipert Motorsport	Lamborghini Gallardo FL2	4	1:24.293	3.012	1.681	147,0	16:01:27

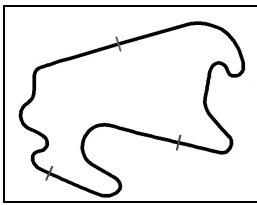
(*G*) marks the Gentlemen driver

Subject to final scrutineering!

Publications Time:

Clerk of the course:

Time Keeping:



ADAC GT Masters

Lap analysis Qualifying 1

Provisional



Lausitzring (short), Length: 3442 m

Air temperature: 28.6°C

Track temperature: 28.5°C

Weather condition: Dry

DMSB Reg. Nr.: 276/13
Deutscher Motor Sport Bund e.V.

Friday 30.8.2013 15:55

Lap	Time	SE1	SP1	SE2	SP2	SE3	SP3	TSP	Lap	Time	SE1	SP1	SE2	SP2	SE3	SP3	TSP
1	Sebastian Asch, DEU/ Florian Stoll, DEU									theoretical besttime: 1:21.546							
1	21:13.157	20:08.856	171	24.564	215	39.737	228		5	1:29.121	26.233	178	23.851	172	39.037	231	242
2	1:24.259	27.433	176	22.046	220	34.780	231	237	6	1:21.906	26.103	177	21.612	220	34.191	232	240
3	1:22.437	26.673	178	21.508	223	34.256	232	240	7	1:21.762	25.915	175	21.574	221	34.273	231	242
4	1:22.013	26.340	177	21.440	222	34.233	233	241	8	1:31.620	26.199	175	21.809	219	43.612		239

2	Diego Alessi, ITA/ Daniel Keilwitz, DEU									theoretical besttime: 1:21.363							
1	9:51.939	8:49.081	172	24.954	187	37.904	239		7	1:45.989	30.717	142	27.229	164	48.043		252
2	1:24.479	27.514	182	22.199	225	34.766	241	248	8	7:40.042	6:37.941	86	25.870	220	36.231	242	
3	1:22.981	26.380	182	21.890	228	34.711	241	251	9	1:21.480	26.203	183	21.537	228	33.740	244	253
4	1:28.799	26.222	182	22.732	164	39.845	241	251	10	1:21.872	26.268	183	21.561	228	34.043	244	254
5	1:22.032	26.292	183	21.672	229	34.068	242	251	11	1:21.832	26.158	181	21.613	228	34.061	244	255
6	1:21.804	26.351	179	21.465	230	33.988	243	252	12	1:52.206	31.325	129	28.498	132	52.383		247

3	Andreas Wirth, DEU/ Christian Hohenadel, DEU									theoretical besttime: 1:22.155							
1	10:32.768	9:27.191	109	25.957	151	39.620	200		7	1:36.387	26.872	166	24.453	187	45.062		251
2	1:25.446	28.074	182	22.551	210	34.821	241	214	8	5:27.956	4:30.344	179	22.364	225	35.248	243	
3	1:33.750	26.411	184	22.295	213	45.044		251	9	1:22.280	26.428	184	21.707	228	34.145	243	253
4	4:23.395	3:26.673	183	22.048	227	34.674	242		10	1:22.480	26.618	182	21.814	228	34.048	243	254
5	1:22.584	26.400	181	21.791	228	34.393	243	252	11	1:46.509	29.789	146	26.242	140	50.478		242
6	1:22.574	26.557	184	21.828	228	34.189	241	253									

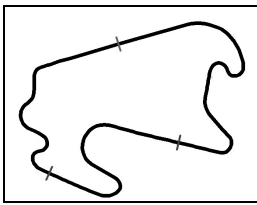
4	Christian Engelhart, DEU/ Nicolas Armindo, FRA									theoretical besttime: 1:21.112							
1	19:11.725	18:11.112	170	23.519	194	37.094	232		6	2:15.421	1:15.525	176	25.294	213	34.602	234	
2	1:27.027	26.836	176	25.140	152	35.051	233	242	7	1:21.435	25.881	178	21.763	219	33.791	234	245
3	1:21.386	26.035	177	21.441	223	33.910	233	243	8	1:21.538	25.880	178	21.678	221	33.980	234	245
4	1:21.721	26.103	178	21.469	223	34.149	234	243	9	1:23.027	26.147	178	21.994	219	34.886	232	245
5	1:36.742	28.881	137	23.339	218	44.522		243	10	1:39.566	30.521	169	23.261	216	45.784		215

5	Christina Nielsen, DNK/ Nick Tandy, FRA									theoretical besttime: 1:22.153							
1	17:19.301	16:03.576	125	28.313	140	47.412	163		5	1:22.384	26.346	179	21.556	225	34.482	236	245
2	1:31.901	32.724	152	23.638	210	35.539	235	168	6	1:38.731	30.811	143	31.126	94	36.794	236	245
3	1:23.791	26.983	178	22.295	221	34.513	237	245	7	1:22.496	26.332	180	21.680	223	34.484	237	247
4	1:22.794	26.671	179	21.858	222	34.265	235	246	8	1:32.971	26.645	179	21.930	222	44.396		246

6	Mario Farnbacher, DEU/ Philipp Frommenwiler, CHE									theoretical besttime: 1:21.281							
1	22:15.101	21:02.345	138	29.268	137	43.488	174		5	1:26.330	26.000	180	23.214	169	37.116	237	247
2	1:25.008	28.933	180	21.802	223	34.273	236	177	6	1:21.889	26.242	180	21.592	221	34.055	237	247
3	1:21.635	25.997	180	21.475	224	34.163	238	245	7	1:21.880	26.043	180	21.643	222	34.194	236	247
4	1:21.281	25.868	181	21.428	224	33.985	237	247	8	1:47.318	30.504	112	26.303	175	50.511		245

7	Jürg Aeberhard, CHE/ David Jahn, DEU									theoretical besttime: 1:22.200							
1	10:50.958	9:44.792	154	25.610	187	40.556	213		7	6:21.614	5:20.351	172	23.657	188	37.606	233	
2	1:27.259	29.466	177	22.188	218	35.605	235	183	8	1:22.619	26.228	178	21.868	219	34.523	237	243
3	1:22.407	26.435	178	21.601	223	34.371	236	243	9	1:33.228	27.181	178	24.223	132	41.824	236	246
4	1:35.745	33.574	133	25.593	213	36.578	235	245	10	1:23.031	26.547	178	21.832	221	34.652	236	246
5	1:23.623	26.763	178	21.920	223	34.940	234	244	11	1:23.010	26.363	178	21.927	222	34.720	237	246
6	1:31.899	26.472	178	21.857	222	43.570		243	12	1:45.641	31.114	167	25.443	182	49.084		246

8	Robert Renauer, DEU/ Martin Ragginger, AUT									theoretical besttime: 1:21.428							
1	19:19.117	18:09.635	172	23.788	215	45.694			5	1:25.157	27.069	170	23.033	217	35.055	238	246
2	1:51.629	48.151	177	22.289	222	41.189	234		6	1:26.986	26.044	180	23.025	191	37.917	236	247
3	1:23.642	26.810	179	21.794	221	35.038	236	242	7	1:23.551	26.119	180	21.858	220	35.574	237	246
4	1:21.461	26.050	181	21.397	225	34.014	236	245	8	1:35.424	26.017	179	21.484	224	47.923		246



ADAC GT Masters

Lap analysis Qualifying 1

Provisional



Lausitzring (short), Length: 3442 m

Air temperature: 28.6°C

Track temperature: 28.5°C

Weather condition: Dry

DMSB Reg. Nr.: 276/13
Deutscher Motor Sport Bund e.V.

Friday 30.8.2013 15:55

Lap	Time	SE1	SP1	SE2	SP2	SE3	SP3	TSP	Lap	Time	SE1	SP1	SE2	SP2	SE3	SP3	TSP
9 Rene Bourdeaux, DEU/ Alfred Renauer, DEU									theoretical besttime: 1:22.356								
1	17:06.133	15:48.266	116	31.222	120	46.645	177		7	1:22.451	26.348	178	21.742	223	34.361	237	245
2	1:34.955	31.498	170	26.424	179	37.033	234	198	8	1:23.002	26.279	176	22.204	222	34.519	236	245
3	1:29.650	30.504	173	23.137	219	36.009	236	243	9	1:22.582	26.489	178	21.748	222	34.345	237	246
4	1:23.330	26.840	178	21.913	224	34.577	235	244	10	1:24.111	26.269	178	21.895	223	35.947	236	247
5	1:23.700	26.885	178	21.852	224	34.963	236	245	11	1:38.453	26.689	177	24.270	186	47.494		246
6	1:25.327	28.439	177	22.130	223	34.758	236	243									

10 Maximilian Buhk, DEU/ Maximilian Götz, DEU									theoretical besttime: 1:22.123								
1	15:32.551	14:29.180	163	23.969	203	39.402	213		6	1:22.214	26.189	180	21.666	225	34.359	237	246
2	1:27.306	29.261	160	22.761	223	35.284	234	225	7	1:23.767	26.469	180	22.432	218	34.866	237	247
3	1:59.786	26.854	180	50.659	135	42.273	236	245	8	1:24.699	26.401	180	22.429	199	35.869	237	247
4	1:22.483	26.398	180	21.817	223	34.268	236	246	9	1:31.478	26.426	180	21.776	222	43.276		247
5	1:22.594	26.336	181	21.774	224	34.484	236	246									

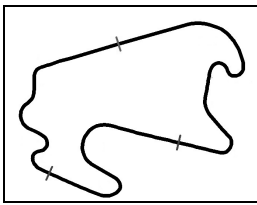
11 Sergey Afanasiev, RUS/ Andreas Simonsen, SWE									theoretical besttime: 1:22.005								
1	10:06.072	9:06.375	175	23.103	218	36.594	233		8	5:43.580	4:43.674	173	23.812	220	36.094	238	
2	1:24.186	27.462	179	22.057	222	34.667	235	243	9	1:23.115	26.656	181	21.965	223	34.494	238	248
3	1:22.791	26.557	180	21.974	223	34.260	236	245	10	1:23.112	26.979	181	21.765	224	34.368	238	248
4	1:22.416	26.474	181	21.599	223	34.343	236	245	11	1:22.421	26.321	180	21.883	224	34.217	237	248
5	1:31.627	27.304	179	24.610	198	39.713	236	246	12	1:22.064	26.204	180	21.658	224	34.202	238	248
6	1:28.064	26.966	180	23.713	220	37.385	237	246	13	1:33.057	27.352	179	22.245	222	43.460		248
7	1:35.928	26.578	180	23.175	171	46.175		246									

12 Simon Knap, NLD/ Jeroen den Boer, NLD									theoretical besttime: 1:21.531								
1	3:48.187	2:35.737	124	31.085	167	41.365	213		7	13:45.475	12:48.568	174	22.213	219	34.694	232	
2	1:30.104	30.928	168	23.629	211	35.547	232	216	8	1:21.673	26.152	178	21.460	222	34.061	234	240
3	1:22.714	26.514	177	21.855	218	34.345	233	241	9	1:21.944	26.200	177	21.526	221	34.218	233	241
4	1:21.623	26.126	177	21.528	222	33.969	233	242	10	1:21.930	26.119	178	21.495	221	34.316	234	240
5	1:21.663	26.161	177	21.443	223	34.059	232	241	11	1:30.949	26.140	179	21.563	222	43.246		241
6	1:34.068	26.294	178	21.622	220	46.152		239									

14 Frank Kechele, DEU/ Dominik Schwager, BEL									theoretical besttime: 1:21.700								
1	20:36.120	19:34.377	152	24.614	200	37.129	234		6	1:25.800	27.887	170	22.547	222	35.366	239	248
2	1:28.158	28.866	119	23.133	217	36.159	237	242	7	1:21.915	26.204	181	21.619	225	34.092	240	249
3	1:21.825	26.160	182	21.625	224	34.040	239	246	8	1:21.878	26.255	181	21.562	224	34.061	240	249
4	1:24.435	26.231	180	22.062	217	36.142	240	247	9	1:40.944	27.133	179	23.277	201	50.534		249
5	1:21.810	26.270	181	21.561	224	33.979	240	248									

16 Philip Geipel, DEU/ Frank Schmickler, DEU									theoretical besttime: 1:22.374								
1	20:41.188	19:30.052	110	28.285	141	42.851	153		4	1:22.432	26.120	178	21.721	219	34.591	229	238
2	1:30.323	30.410	144	24.329	214	35.584	230	176	5	1:22.626	26.141	177	21.871	220	34.614	229	243
3	1:22.968	26.440	175	21.995	220	34.533	230	239	6	1:29.635	26.369	176	21.919	219	41.347		239

17 Remo Lips, CHE/ Lennart Marioneck, DEU									theoretical besttime: 1:22.222								
1	7:29.167	6:28.093	147	24.836	177	36.238	238		8	1:22.612	26.746	183	21.668	227	34.198	241	251
2	1:24.271	27.234	182	22.026	224	35.011	239	248	9	1:22.643	26.601	183	21.794	228	34.248	239	251
3	2:06.748	26.659	182	21.881	225	1:18.208		249	10	1:51.643	38.919	152	25.215	169	47.509		250
4	3:29.536	2:25.631	145	26.620	190	37.285	238		11	3:37.947	2:40.596	180	22.231	225	35.120	239	
5	1:25.280	27.467	178	22.912	226	34.901	239	249	12	1:23.800	27.522	182	21.952	226	34.326	242	252
6	1:23.607	27.060	181	21.855	227	34.692	239	249	13	1:34.477	26.356	183	22.098	181	46.023		253
7	1:24.069	26.816	183	22.044	219	35.209	241	250									



ADAC GT Masters

Lap analysis Qualifying 1

Provisional



Lausitzring (short), Length: 3442 m

Air temperature: 28.6°C

Track temperature: 28.5°C

Weather condition: Dry

DMSB Reg. Nr.: 276/13
Deutscher Motor Sport Bund e.V.

Friday 30.8.2013 15:55

Lap	Time	SE1	SP1	SE2	SP2	SE3	SP3	TSP	Lap	Time	SE1	SP1	SE2	SP2	SE3	SP3	TSP
18	Toni Seiler, CHE/ Mike Parisy, FRA								theoretical besttime: 1:21.679								
1	5:15.355	4:13.650	164	24.438	210	37.267	236		8	1:22.534	26.297	184	22.049	227	34.188	243	252
2	1:28.234	28.739	134	24.214	222	35.281	243	243	9	1:33.309	26.689	182	21.747	229	44.873		253
3	1:23.296	26.902	183	21.992	228	34.402	242	254	10	3:24.673	2:24.542	174	23.000	201	37.131	243	
4	1:22.050	26.523	184	21.712	229	33.815	243	253	11	1:22.732	26.641	183	21.957	229	34.134	242	252
5	1:22.865	26.509	185	22.138	228	34.218	242	253	12	1:22.260	26.603	183	21.567	228	34.090	243	253
6	1:22.500	26.376	184	21.978	225	34.146	243	252	13	2:26.957	1:18.165	160	23.716	223	45.076		254
7	1:22.358	26.587	183	21.641	228	34.130	242	253									

19	Claudia Hürtgen, DEU/ Dominik Baumann, AUT								theoretical besttime: 1:21.381								
1	15:12.421	13:56.785	109	29.081	140	46.555	141		7	1:39.700	32.102	137	28.835	85	38.763	233	241
2	1:56.685	38.215	117	32.012	106	46.458	176	168	8	1:21.975	26.257	179	21.466	222	34.252	235	245
3	1:39.478	32.985	130	26.393	115	40.100	231	173	9	1:22.002	26.221	178	21.592	223	34.189	235	244
4	1:25.647	27.136	178	23.579	219	34.932	233	241	10	1:23.811	25.918	179	21.671	224	36.222	234	245
5	1:22.315	26.482	179	21.528	225	34.305	232	242	11	1:21.523	25.946	178	21.501	223	34.076	234	245
6	1:21.669	25.970	178	21.387	225	34.312	235	241	12	1:38.671	29.597	171	22.817	212	46.257		244

20	Max Sandritter, DEU/ Jörg Müller, DEU								theoretical besttime: 1:22.104								
1	12:11.377	10:56.525	113	33.402	143	41.450	196		7	6:10.706	5:14.451	175	21.762	222	34.493	231	
2	1:27.918	30.044	122	22.873	214	35.001	230	212	8	1:22.445	26.412	179	21.665	221	34.368	233	241
3	1:24.535	27.792	176	21.910	221	34.833	231	238	9	1:25.596	26.891	179	22.729	186	35.976	233	242
4	1:22.661	26.656	178	21.660	223	34.345	230	239	10	1:22.213	26.429	178	21.563	221	34.221	233	241
5	1:22.646	26.796	177	21.471	222	34.379	231	237	11	1:40.189	26.782	176	24.338	146	49.069		241
6	1:32.124	26.823	175	21.594	221	43.707		240									

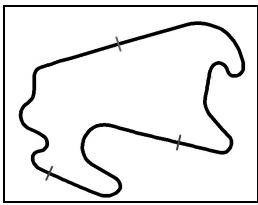
22	Roland Rehfeld, DEU/ Carsten Seifert, DEU								theoretical besttime: 1:23.997								
1	2:12.211	1:06.484	159	26.150	178	39.577	224		5	1:31.344	27.167	174	22.282	216	41.895		236
2	1:26.078	27.933	172	22.680	216	35.465	225	229	6	5:00.733	4:02.673	172	22.719	213	35.341	224	
3	1:24.802	27.632	173	22.172	216	34.998	227	233	7	1:25.019	27.319	175	22.589	215	35.111	224	230
4	1:24.293	27.293	174	22.342	215	34.658	228	235	8	1:57.598	35.452	126	29.730	151	52.416		194

26	Rahel Frey, CHE/ Christopher Haase, DEU								theoretical besttime: 1:21.839								
1	20:49.792	19:46.552	159	23.931	177	39.309	228		5	1:22.642	26.639	178	21.677	219	34.326	230	240
2	1:29.207	26.730	175	22.994	125	39.483	229	237	6	1:21.839	26.261	176	21.496	220	34.082	229	239
3	1:23.089	26.946	177	21.596	222	34.547	231	239	7	1:32.802	26.320	177	21.588	219	44.894		239
4	1:34.836	27.291	104	27.829	208	39.716	231	240									

27	Rene Rast, DEU/ Christopher Mies, DEU								theoretical besttime: 1:21.060								
1	19:45.224	18:43.577	113	24.438	211	37.209	208		5	1:21.292	25.968	177	21.379	221	33.945	231	239
2	1:32.451	30.209	138	23.369	216	38.873	229	206	6	1:21.546	25.851	177	21.425	220	34.270	233	240
3	1:21.375	26.096	178	21.349	222	33.930	231	238	7	1:37.429	28.900	135	24.284	191	44.245		242
4	1:29.491	25.781	179	24.191	172	39.519	230	241									

28	Christer Jöns, DEU/ Markus Winkelhock, DEU								theoretical besttime: 1:21.623								
1	18:12.113	17:10.900	154	24.785	195	36.428	227		5	1:21.792	25.970	178	21.544	221	34.278	229	238
2	1:22.832	26.614	176	21.709	220	34.509	228	236	6	1:27.389	27.989	134	23.834	200	35.566	231	239
3	1:24.803	26.710	176	22.506	217	35.587	228	238	7	1:21.623	25.959	177	21.541	219	34.123	228	240
4	1:22.267	26.498	174	21.550	221	34.219	229	237	8	1:32.200	26.131	176	21.812	217	44.257		238

100	Daniel Dobitsch, AUT/ Aditya Patel, IND								theoretical besttime: 1:22.104								
1	21:02.719	20:03.458	171	23.470	215	35.791	228		5	1:41.033	26.397	177	35.203	214	39.433	231	242
2	1:25.295	27.826	178	22.093	220	35.376	231	237	6	1:22.935	26.563	176	21.799	220	34.573	230	241
3	1:22.607	26.737	178	21.608	222	34.262	232	241	7	1:22.553	26.365	178	21.732	220	34.456	231	240
4	1:22.490	26.666	178	21.477	222	34.347	233	242	8	1:52.278	30.581	114	29.283	130	52.414		240



ADAC GT Masters

Vmax list Qualifying 1

Provisional



Lausitzring (short), Length: 3442 m

Air temperature: 28.3°C

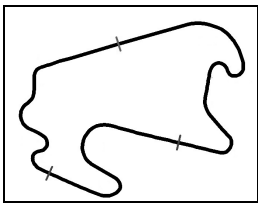
Track temperature: 28.2°C

Weather condition: Dry

DMSB Reg. Nr.: 276/13
Deutscher Motor Sport Bund e.V.

Friday 30.8.2013 15:55

Nr	Team, Car, Driver, Nat	Top speed
2	Callaway Competition, Corvette Z06.R GT3 Alessi Diego , ITA Keilwitz Daniel , DEU	254,84 km/h
18	Callaway Competition, Corvette Z06.R GT3 Seiler Toni , CHE Parisy Mike , FRA	253,94 km/h
3	Callaway Competition, Corvette Z06.R GT3 Wirth Andreas , DEU Hohenadel Christian , DEU	253,58 km/h
17	Callaway Competition, Corvette Z06.R GT3 Lips Remo , CHE Marioneck Lennart , DEU	252,69 km/h
14	Lambda Performance, Ford GT GT3 Kechele Frank , DEU Schwager Dominik , BEL	249,02 km/h
11	Polarweiss Racing, Mercedes Benz SLS AMG GT3 Afanasiev Sergey , RUS Simonsen Andreas , SWE	248,33 km/h
10	Polarweiss Racing, Mercedes Benz SLS AMG GT3 Buhk Maximilian , DEU Götz Maximilian , DEU	247,37 km/h
9	Tonino powered by Herberth Motorsport, Porsche 911 GT3 Bourdeaux Rene , DEU Renauer Alfred , DEU	247,20 km/h
8	Tonino powered by Herberth Motorsport, Porsche 911 GT3 Renauer Robert , DEU Ragginger Martin , AUT	247,14 km/h
6	Farnbacher Racing, Porsche 911 GT3 R Farnbacher Mario , DEU Frommenwiler Philipp , CHE	246,97 km/h
5	Farnbacher Racing, Porsche 911 GT3 R Nielsen Christina , DNK Tandy Nick , FRA	246,58 km/h
7	Farnbacher Racing, Porsche 911 GT3 R Aeberhard Jürg , CHE Jahn David , DEU	246,01 km/h
19	PIXUM Team Schubert, BMW Z4 GT3 Hürtgen Claudia , DEU Baumann Dominik , AUT	245,34 km/h
4	Team GW-Schütz, Porsche 911 GT3 R Engelhart Christian , DEU Armindo Nicolas , FRA	244,90 km/h



ADAC GT Masters

Vmax list Qualifying 1

Provisional



Lausitzring (short), Length: 3442 m

Air temperature: 28.3°C

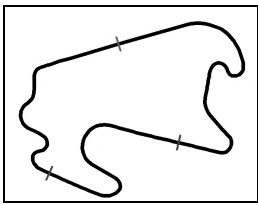
Track temperature: 28.2°C

Weather condition: Dry

DMSB Reg. Nr.: 276/13
Deutscher Motor Sport Bund e.V.

Friday 30.8.2013 15:55

Nr	Team, Car, Driver, Nat	Top speed
16	THE BOSS YACO Racing, Audi R8 LMS Ultra Geipel Philip , DEU Schmickler Frank , DEU	242,86 km/h
27	Prosperia C. Abt Racing, Audi R8 LMS Ultra Rast Rene , DEU Mies Christopher , DEU	242,32 km/h
20	PIXUM Team Schubert, BMW Z4 GT3 Sandritter Max , DEU Müller Jörg , DEU	242,32 km/h
1	MS RACING, Audi R8 LMS Ultra Asch Sebastian , DEU Stoll Florian , DEU	242,26 km/h
12	DB Motorsport, BMW Z4 GT3 Knap Simon , NLD den Boer Jeroen , NLD	242,15 km/h
100	MS RACING, Audi R8 LMS Ultra Dobitsch Daniel , AUT Patel Aditya , IND	242,15 km/h
26	Prosperia C. Abt Racing, Audi R8 LMS Ultra Frey Rahel , CHE Haase Christopher , DEU	240,11 km/h
28	Prosperia C. Abt Racing, Audi R8 LMS Ultra Jöns Christer , DEU Winkelhock Markus , DEU	239,79 km/h
22	Team rhino's Leipert Motorsport, Lamborghini Gallardo FL Rehfeld Roland , DEU Seifert Carsten , DEU	236,12 km/h



ADAC GT Masters

Start Grid Race 1

Provisional



Lausitzring (short), Length: 3442 m

Air temperature: 29.4°C

Track temperature: 28.5°C

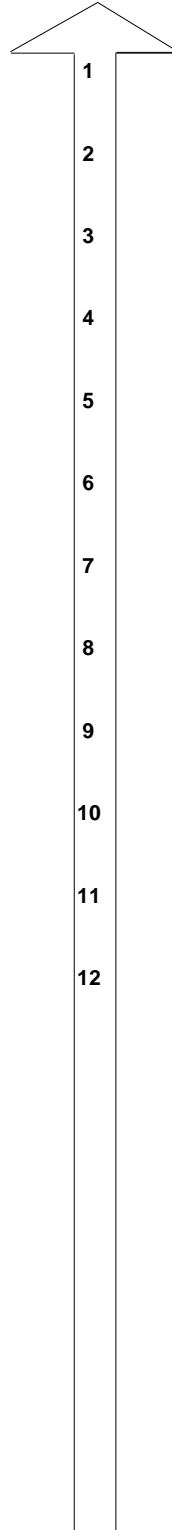
Weather condition: Dry

DMSB Reg. Nr.: 276/13
Deutscher Motor Sport Bund e.V.

Saturday 31.8.2013 12:15

POLE POSITION

6 Farnbacher Racing	1:21.281
Mario Farnbacher*/ Philipp Frommenwiler	
4 Team GW-Schütz	1:21.386
Christian Engelhart*/ Nicolas Armindo	
2 Callaway Competition	1:21.480
Diego Alessi*/ Daniel Keilwitz	
12 DB Motorsport	1:21.623
Simon Knap*/ Jeroen den Boer	
1 MS RACING	1:21.762
Sebastian Asch*/ Florian Stoll	
26 Prosperia C. Abt Racing	1:21.839
Rahel Frey*/ Christopher Haase	
11 Polarweiss Racing	1:22.064
Sergey Afanasiev*/ Andreas Simonsen	
10 Polarweiss Racing	1:22.214
Maximilian Buhk*/ Maximilian Götz	
5 Farnbacher Racing	1:22.384
Christina Nielsen*/ Nick Tandy	
16 THE BOSS YACO Racing	1:22.432
Philip Geipel*/ Frank Schmickler	
100 MS RACING	1:22.490
Daniel Dobitsch*/ Aditya Patel	
22 Team rhino's Leipert Motorsport	1:24.293
Roland Rehfeld*/ Carsten Seifert	



27 Prosperia C. Abt Racing	1:21.292
Rene Rast*/ Christopher Mies	
8 Tonino powered by Herberth Moto	1:21.461
Robert Renauer*/ Martin Ragginger	
19 PIXUM Team Schubert	1:21.523
Claudia Hürtgen*/ Dominik Baumann	
28 Prosperia C. Abt Racing	1:21.623
Christer Jöns*/ Markus Winkelhock	
14 Lambda Performance	1:21.810
Frank Kechele*/ Dominik Schwager	
18 Callaway Competition	1:22.050
Toni Seiler*/ Mike Parisy	
20 PIXUM Team Schubert	1:22.213
Max Sandritter*/ Jörg Müller	
3 Callaway Competition	1:22.280
Andreas Wirth*/ Christian Hohenadel	
7 Farnbacher Racing	1:22.407
Jürg Aeberhard*/ David Jahn	
9 Tonino powered by Herberth Moto	1:22.451
Rene Bourdeaux*/ Alfred Renauer	
17 Callaway Competition	1:22.612
Remo Lips*/ Lennart Marionek	

* Marks the starting driver

Publications Time:

Race Director:

Time Keeping: