

ADAC GT Masters

Results Free Practice 2



Provisional

DMSB Reg. Nr.: 276/13
Deutscher Motor Sport Bund e.V.

Lausitzring (short), Length: 3442 m

Air temperature: 28.2°C

Track temperature: 34.9°C

Weather condition: Dry

Friday 30.8.2013 11:15

started : 23 classified : 23 not classified : 0

	Drivers	Team	Car	Lap	Best Time	Gap	Diff	Kph	Day Time
1	8 R.Renauer/M.Ragginger	Tonino powered by Herberth Motors	Porsche 911 GT3 R	7	1:20.720			153,5	11:29:28
2	5 C.Nielsen(*G*)/N.Tandy	Farnbacher Racing	Porsche 911 GT3 R	14	1:20.905	0.185	0.185	153,2	11:42:15
3	4 C.Engelhart/N.Armino	Team GW-Schütz	Porsche 911 GT3 R	24	1:21.166	0.446	0.261	152,7	12:15:47
4	6 M.Farnbacher/P.Frommenwiler	Farnbacher Racing	Porsche 911 GT3 R	12	1:21.214	0.494	0.048	152,6	11:41:58
5	12 S.Knap/J.den Boer	DB Motorsport	BMW Z4 GT3	15	1:21.272	0.552	0.058	152,5	11:42:22
6	28 C.Jöns/M.Winkelhock	Prosperia C. Abt Racing	Audi R8 LMS Ultra	16	1:21.276	0.556	0.004	152,5	11:46:54
7	7 J.Aeberhard/D.Jahn	Farnbacher Racing	Porsche 911 GT3 R	14	1:21.372	0.652	0.096	152,3	11:41:12
8	26 R.Frey/C.Haase	Prosperia C. Abt Racing	Audi R8 LMS Ultra	17	1:21.377	0.657	0.005	152,3	11:46:18
9	27 R.Rast/C.Mies	Prosperia C. Abt Racing	Audi R8 LMS Ultra	9	1:21.389	0.669	0.012	152,2	11:31:02
10	19 C.Hürtgen/D.Baumann	PIXUM Team Schubert	BMW Z4 GT3	7	1:21.407	0.687	0.018	152,2	11:25:42
11	11 S.Afanasyev/A.Simonsen	Polarweiss Racing	Mercedes Benz SLS AMG GT3	26	1:21.502	0.782	0.095	152,0	12:04:18
12	1 S.Asch/F.Stoll	MS RACING	Audi R8 LMS Ultra	25	1:21.569	0.849	0.067	151,9	11:59:21
13	20 M.Sandritter/J.Müller	PIXUM Team Schubert	BMW Z4 GT3	30	1:21.768	1.048	0.199	151,5	12:13:10
14	14 F.Kechele/D.Schwager	Lambda Performance	Ford GT GT3	13	1:21.788	1.068	0.020	151,5	11:40:30
15	10 M.Buhk/M.Götz	Polarweiss Racing	Mercedes Benz SLS AMG GT3	24	1:21.799	1.079	0.011	151,5	11:58:58
16	100 D.Dobitsch/A.Patel	MS RACING	Audi R8 LMS Ultra	17	1:21.819	1.099	0.020	151,4	11:42:24
17	16 P.Geipel/F.Schmickler	THE BOSS YACO Racing	Audi R8 LMS Ultra	17	1:21.845	1.125	0.026	151,4	11:46:21
18	18 T.Seiler(*G*)/M.Parisy	Callaway Competition	Corvette Z06.R GT3	17	1:21.997	1.277	0.152	151,1	11:43:53
19	2 D.Alessi/D.Keilwitz	Callaway Competition	Corvette Z06.R GT3	9	1:22.004	1.284	0.007	151,1	11:32:22
20	3 A.Wirth/C.Hohenadel	Callaway Competition	Corvette Z06.R GT3	16	1:22.517	1.797	0.513	150,2	11:46:40
21	17 R.Lips(*G*)/L.Marionek	Callaway Competition	Corvette Z06.R GT3	14	1:22.578	1.858	0.061	150,1	11:39:23
22	9 R.Bourdeaux(*G*)/A.Renauer	Tonino powered by Herberth Motors	Porsche 911 GT3 R	6	1:22.928	2.208	0.350	149,4	11:24:36
23	22 R.Rehfeld/C.Seifert	Team rhino's Leipert Motorsport	Lamborghini Gallardo FL2	12	1:25.088	4.368	2.160	145,6	11:55:30

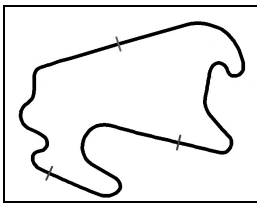
(*G*) marks the Gentlemen driver

Subject to final scrutineering!

Publications Time:

Clerk of the course:

Time Keeping:



ADAC GT Masters

Lap analysis Free Practice 2



Provisional

Lausitzring (short), Length: 3442 m

Air temperature: 28.2°C

Track temperature: 34.9°C

Weather condition: Dry



Reg. Nr.: 276/13

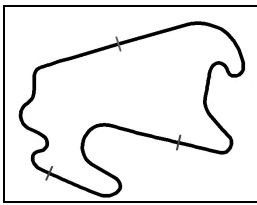
Friday 30.8.2013 11:15

Lap	Time	SE1	SP1	SE2	SP2	SE3	SP3	TSP	Lap	Time	SE1	SP1	SE2	SP2	SE3	SP3	TSP
1 Sebastian Asch, DEU/ Florian Stoll, DEU									theoretical besttime: 1:21.528								
1	1:41.496	43.245	169	22.936	214	35.315	228		18	1:23.845	26.338	177	22.493	198	35.014	233	242
2	1:23.125	26.911	176	21.850	219	34.364	232	238	19	1:22.239	26.284	178	21.750	220	34.205	234	243
3	1:22.801	26.571	176	21.799	218	34.431	232	241	20	1:22.137	26.295	178	21.566	220	34.276		243
4	1:22.738	26.661	177	21.772	220	34.305		241	21	1:23.451	26.560	176	22.321	218	34.570	233	243
5	1:22.385	26.440	177	21.605	219	34.340	234	242	22	1:30.067	26.371	177	21.651	220	42.045		242
6	1:22.797	26.372	178	21.905	219	34.520	233	244	23	5:30.826	4:18.862	166	28.007	133	43.957	229	
7	1:23.326	26.741	177	22.241	219	34.344	231	243	24	1:22.886	26.746	176	21.621	221	34.519	233	239
8	1:31.106	26.594	178	22.155	219	42.357		241	25	1:21.569	26.035	178	21.384	222	34.150	234	242
9	2:47.143	1:46.004	168	24.096	190	37.043	230		26	1:21.972	25.994	178	21.603	222	34.375	234	243
10	1:22.736	26.788	177	21.573	220	34.375		239	27	1:24.000	27.254	176	22.286	221	34.460	233	243
11	1:21.936	26.129	178	21.483		34.324	233	241	28	1:22.104	26.076	178	21.717	221	34.311	235	243
12	1:21.865	26.165	178	21.549	221	34.151	231	242	29	1:34.075	26.603	176	23.304	213	44.168		244
13	1:22.677	26.762	177	21.595	220	34.320	231	241	30	6:19.586	5:16.919	160	26.631	191	36.036	233	
14	1:30.049	26.269	178	21.542	220	42.238		241	31	1:22.530	26.552	178	21.804	220	34.174	233	243
15	5:02.793	4:05.373	174	22.517	217	34.903	232		32	1:22.736	26.742	177	21.575	221	34.419	235	244
16	1:22.743	26.629	176	21.688	220	34.426	233	242	33	1:23.228	26.207	178	22.133	211	34.888	230	244
17	1:22.543	26.102	177	21.915	219	34.526	232	242									

2 Diego Alessi, ITA/ Daniel Keilwitz, DEU									theoretical besttime: 1:21.858								
1	2:08.118	50.077	103	28.829	126	49.212			16	1:29.667	26.315	183	21.786	226	41.566		253
2	2:01.133	1:01.130	178	23.000	207	37.003	242		17	6:09.813	5:13.842	182	21.798	227	34.173	243	
3	1:23.371	26.901	182	21.925	226	34.545	243	252	18	1:23.092	26.690	184	21.852	227	34.550	242	254
4	1:22.866	26.434	182	21.875	227	34.557	243	254	19	1:22.514	26.436	185	21.600	228	34.478	243	253
5	1:22.545	26.434	180	21.915	226	34.196	242	255	20	1:22.736	26.812	183	21.682	228	34.242	243	254
6	1:22.373	26.306	183	21.787		34.280	243	253	21	1:30.259	26.629	182	21.805	227	41.825		255
7	1:28.824	26.206	183	21.762	226	40.856		253	22	5:17.036	4:20.801	181	21.831	227	34.404	243	
8	4:51.071	3:50.218	175	23.443	223	37.410	241		23	1:22.548	26.507	182	21.889	228	34.152	244	254
9	1:22.004	26.240	182	21.649	226	34.115	242	252	24	1:22.301	26.408	183	21.652	227	34.241	243	254
10	1:22.217	26.444	183	21.636	227	34.137	243	253	25	1:29.854	26.384	183	21.789	228	41.681		254
11	1:50.518	26.448	181	40.767	223	43.303		253	26	3:49.312	2:51.548	181	22.619	222	35.145	243	
12	3:23.585	2:27.546	183	21.803	226	34.236	242		27	1:22.847	26.632	181	21.765	227	34.450	244	254
13	1:22.628	26.816	182	21.760	226	34.052		252	28	1:22.923	26.617	183	21.949	227	34.357	241	255
14	1:22.321	26.485	183	21.628	227	34.208	243	253	29	1:29.966	27.756	180	22.046	227	40.164		252
15	1:22.326	26.449	184	21.628	228	34.249											

3 Andreas Wirth, DEU/ Christian Hohenadel, DEU									theoretical besttime: 1:22.160								
1	2:14.385	1:04.520	165	24.205	220	45.660			16	1:22.517	26.847	183	21.682	226	33.988	242	253
2	1:56.647	59.719	181	22.050	226	34.878	243		17	1:33.404	26.662	183	21.636	227	45.106		254
3	1:23.641	27.201	184	21.642	226	34.798	244	254	18	4:23.476	3:25.403	151	22.981	226	35.092	243	
4	1:23.415	27.023	183	21.841	224	34.551	244	255	19	1:30.763	28.804	181	23.573	200	38.386	244	253
5	1:23.266	27.071	183	21.730	226	34.465	243	254	20	1:26.268	27.489	183	22.866	225	35.913	244	254
6	1:23.409	27.047	182	21.734	227	34.628	243	253	21	1:23.402	26.669	184	22.259	229	34.474	243	256
7	1:31.383	27.078	180	21.867	226	42.438		253	22	1:23.434	26.603	183	22.004	229	34.827	243	255
8	5:52.053	4:56.037	180	21.590		34.426	242		23	1:23.670	26.780	183	21.994	226	34.896	244	254
9	1:22.775	26.719	184	21.573	226	34.483	243	253	24	1:22.906	26.680	183	21.957	228	34.269	244	255
10	1:23.094	26.756	183	21.935	227	34.403	243	253	25	1:31.619	26.765	183	22.152	222	42.702		255
11	1:26.566	26.954	182	23.639	143	35.973	243	254	26	7:15.356	6:18.144	180	22.396	226	34.816	243	
12	1:22.817	26.805	184	21.734	226	34.278	243	253	27	1:22.966	26.599	184	21.995	227	34.372	245	255
13	1:30.942	26.941	183	21.680	226	42.321		253	28	1:23.412	26.659	182	22.049	227	34.704	245	256
14	4:37.916	3:41.664	183	21.956	224	34.296	243		29	1:23.485	26.819	184	22.053	228	34.613	245	255
15	1:25.745	26.619	184	21.692	226	37.434	242	253	30	1:40.807	26.772	184	21.912	228	52.123		255

4 Christian Engelhart, DEU/ Nicolas Armindo, FRA									theoretical besttime: 1:20.889								
1	11:11.305	10:11.820	165	24.028		35.457	233		14	1:23.117	26.202	177	21.959	208	34.956	233	244
2	1:23.097	26.488	177	21.970	220	34.639	234	243	15	1:22.504	26.068	178	22.086	219	34.350	235	244
3	1:22.734	26.493	178	21.746	221	34.495	233	243	16	1:22.145	26.316	175	21.624	221	34.205	235	245
4	1:21.675	26.126	178	21.528	221	34.021	234	244	17	1:22.682	26.165	177	21.833	221	34.684	235	246
5	1:25.124	27.840	173	22.363	218	34.921	235	244	18	1:21.776	26.003	178	21.652	222	34.121	235	245
6	1:21.287	25.876	178	21.522	221	33.889	234	245	19	1:47.939	41.992	179	23.119	216	42.828		246



ADAC GT Masters

Lap analysis Free Practice 2



Provisional

Lausitzring (short), Length: 3442 m

Air temperature: 28.2°C

Track temperature: 34.9°C

Weather condition: Dry

DMSB Reg. Nr.: 276/13
Deutscher Motor Sport Bund e.V.

Friday 30.8.2013 11:15

Lap	Time	SE1	SP1	SE2	SP2	SE3	SP3	TSP	Lap	Time	SE1	SP1	SE2	SP2	SE3	SP3	TSP
7	1:29.420	26.820	177	21.812	220	40.788		244	20	9:46.676	8:45.549	169	24.305	206	36.822	233	
8	5:07.035	4:10.348	175	21.905	219	34.782	235		21	1:22.516	26.444	176	21.833		34.239		243
9	1:23.263	26.047	177	21.673	219	35.543	236	245	22	1:21.699	26.453	176	21.541	220	33.705	235	245
10	1:21.206	25.910	179	21.419	221	33.877	236		23	1:21.561	26.049	178	21.545	220	33.967	236	245
11	1:21.531	25.882	179	21.591		34.058	236	247	24	1:21.166	25.765	178	21.498	222	33.903	237	245
12	1:28.164	25.858	178	21.762	219	40.544		246									
13	6:37.689	5:41.809	174	21.701	220	34.179	233										

5 Christina Nielsen, DNK/ Nick Tandy, FRA

theoretical besttime: 1:20.848

1	2:30.231	1:32.080	174	22.933	215	35.218	235		17	1:29.558	26.469	179	21.867	223	41.222		247
2	1:22.955	26.748	178	21.636	223	34.571	235	245	18	4:14.123	3:16.617	176	22.551	219	34.955	234	
3	1:22.541	26.572	178	21.662	222	34.307	236	243	19	1:24.924	26.924	177	22.018	220	35.982	235	243
4	1:22.486	26.301	178	21.605	222	34.580	236	245	20	1:23.496	26.749	178	21.813	222	34.934	235	245
5	1:22.353	26.252	179	21.800	221	34.301	236	245	21	1:24.367	27.019	179	22.504	221	34.844	236	245
6	1:31.197	26.705	177	21.960	220	42.532		245	22	1:23.844	26.951	176	22.055	222	34.838	237	246
7	4:10.846	3:14.499	177	21.701	223	34.646	234		23	1:33.480	27.547	146	22.975	221	42.958		246
8	1:22.029	26.077	179	21.853	222	34.099	235	243	24	3:32.268	2:33.859	172	23.486	217	34.923	234	
9	1:29.084	26.126	179	21.578	222	41.380		245	25	1:22.370	26.513	178	21.561	222	34.296	235	244
10	5:09.287	4:09.765	169	23.661	214	35.861	234		26	1:22.249	26.272	178	21.586	222	34.391	235	244
11	1:29.099	28.481	175	22.294	218	38.324	235	243	27	1:22.386	26.284	178	21.812	222	34.290	236	245
12	1:21.314	26.070	179	21.447	222	33.797	236	244	28	1:50.723	37.363	173	24.773	215	48.587		246
13	1:21.028	25.771	179	21.453	221	33.804	236	246	29	5:23.514	4:23.857	157	23.438	219	36.219	237	
14	1:20.905	25.701	180	21.350	222	33.854	237		30	1:23.094	26.880	178	21.739	222	34.475	238	246
15	1:24.664	27.171	178	22.049	221	35.444	237	247	31	1:22.889	26.626	177	21.900	216	34.363	238	247
16	1:21.155	25.883	179	21.441	223	33.831	237	246									

6 Mario Farnbacher, DEU/ Philipp Frommenwiler, CHE

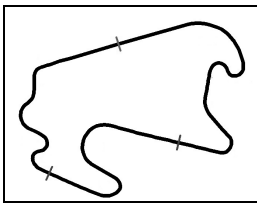
theoretical besttime: 1:20.929

1	1:56.692	46.039	124	29.171	148	41.482	148		17	1:22.444	26.437	179	21.823	222	34.184	236	245
2	1:36.818	31.962	150	26.181	170	38.675	171	148	18	1:22.457	26.285	178	21.788	222	34.384	236	245
3	1:32.558	29.749	154	24.287	178	38.522	171	198	19	1:32.253	26.885	171	22.310	220	43.058		245
4	1:45.029	31.579	143	26.648	161	46.802		198	20	4:17.804	3:19.060	176	24.041	217	34.703	236	
5	4:46.515	3:49.501	177	22.278	219	34.736	235		21	1:22.422	26.484	178	21.819	220	34.119	237	246
6	1:22.573	26.476	179	21.668	222	34.429	236	245	22	1:21.608	26.097	180	21.634	221	33.877	237	247
7	1:22.294	26.165	179	21.794	222	34.335	237	246	23	1:21.492	26.142	180	21.471	223	33.879	237	246
8	1:29.407	26.130	180	21.799	222	41.478		247	24	1:21.551	26.172	179	21.623	223	33.756	237	246
9	7:01.379	6:03.222	172	23.023	216	35.134	234		25	1:31.251	26.056	179	22.473	213	42.722		246
10	1:22.391	26.339	179	21.721	219	34.331	236	244	26	3:43.639	2:47.387	178	22.085	221	34.167	238	
11	1:21.302	25.834	180	21.512	221	33.956		245	27	1:22.043	26.288	179	21.667	222	34.088	238	247
12	1:21.214	25.702	179	21.525	221	33.987	237	246	28	1:22.097	26.417	179	21.861	222	33.819	238	247
13	1:21.449	25.748	181	21.539	221	34.162	237	246	29	1:22.244	26.497	179	21.733	222	34.014	238	247
14	1:28.356	25.896	179	21.536	222	40.924		247	30	1:21.916	26.207	179	21.773	222	33.936	237	247
15	4:53.862	3:55.067	172	23.504	215	35.291	234										
16	1:24.047	27.158	177	22.207	218	34.682	236	244									

7 Jürg Aeberhard, CHE/ David Jahn, DEU

theoretical besttime: 1:21.236

1	4:10.593	3:08.647	148	25.270	200	36.676	232		17	1:21.704	26.157	179	21.505	221	34.042	238	246
2	1:24.973	28.174	178	22.130	219	34.669	236	242	18	1:21.819	26.165	179	21.603	222	34.051	238	247
3	1:23.226	26.779	179	21.967	221	34.480	238	246	19	1:34.593	26.891	177	22.571	217	45.131		248
4	1:23.366	26.825	179	21.912	221	34.629	236	247	20	4:26.570	3:29.192	175	22.246	218	35.132	234	
5	1:26.196	26.633	180	21.843	221	37.720	235	246	21	1:24.304	27.335	173	21.977	218	34.992	234	242
6	1:23.763	26.554	177	21.790	221	35.419	237	245	22	1:23.387	26.615	177	21.829	220	34.943	235	243
7	1:22.649	26.488	179	21.798	221	34.363	238	246	23	1:22.821	26.442	179	21.693	221	34.686	236	
8	1:30.669	26.614	178	21.928	221	42.127		246	24	1:23.213	26.568	178	21.856	220	34.789	235	244
9	5:16.722	4:17.090	168	23.347	204	36.285	234		25	1:26.434	27.162	142	23.681	219	35.591	231	244
10	1:24.404	26.738	178	22.156	216	35.510	236	244	26	1:42.272	32.059	169	22.731	219	47.482		212
11	1:21.789	26.278	178	21.413	222	34.098	238	246	27	3:15.881	2:18.986	177	22.070	218	34.825	235	
12	1:21.701	26.036	179	21.483	222	34.182	237	247	28	1:23.024	26.517	178	21.916	222	34.591	236	244
13	1:21.386	25.865	179	21.563	221	33.958	237	247	29	1:23.411	26.622	178	22.135	221	34.654	235	245
14	1:21.372	25.988	180	21.418	222	33.966	239	247	30	1:23.427	27.044	177	21.848	221	34.535	235	243
15	1:30.692	26.939	179	21.855	221	41.898		249	31	1:35.917	28.285	144	23.317	219	44.315		
16	7:15.724	6:19.888	178	21.698	220	34.138	236										



ADAC GT Masters

Lap analysis Free Practice 2

Provisional



Lausitzring (short), Length: 3442 m

Air temperature: 28.2°C

Track temperature: 34.9°C

Weather condition: Dry



Reg. Nr.: 276/13

Friday 30.8.2013 11:15

Lap	Time	SE1	SP1	SE2	SP2	SE3	SP3	TSP	Lap	Time	SE1	SP1	SE2	SP2	SE3	SP3	TSP
-----	------	-----	-----	-----	-----	-----	-----	-----	-----	------	-----	-----	-----	-----	-----	-----	-----

8 Robert Renauer, DEU/ Martin Ragginger, AUT

theoretical besttime: 1:20.616

1	2:23.790	1:15.191	135	25.643	160	42.956	161		8	1:30.599	27.007	179	21.627	224	41.965		249
2	1:46.161	31.648	154	26.298	171	48.215		164	9	4:55.531	3:57.305	160	23.366	221	34.860	236	
3	4:52.182	3:53.737	173	22.925	217	35.520	233		10	1:22.025	26.231	179	21.759	222	34.035	237	245
4	1:23.099	26.934	177	21.645	221	34.520	236	242	11	1:21.787	26.021	179	21.654	222	34.112	238	247
5	1:21.399	26.200	179	21.368	224	33.831	237	246	12	1:21.533	26.140	180	21.591	223	33.802	237	247
6	1:20.746	25.729	180	21.342	224	33.675	237	247	13	1:21.831	26.107	180	21.536	223	34.188	238	246
7	1:20.720	25.759	181	21.212	224	33.749	239	249	14	1:30.270	26.194	180	21.644	223	42.432		249

9 Rene Bourdeaux, DEU/ Alfred Renauer, DEU

theoretical besttime: 1:22.909

1	2:19.498	1:02.784	104	31.442	139	45.272	177		7	1:23.302	26.719	177	21.918	222	34.665	237	246
2	1:38.859	31.636	139	26.567	159	40.656	225	193	8	1:32.003	26.916	178	22.280	222	42.807		246
3	1:26.892	28.124	177	23.014	218	35.754	234	237	9	4:13.341	3:15.947	174	22.322	221	35.072	238	
4	1:24.213	27.237	177	22.272	221	34.704	237	244	10	1:23.316	26.670	177	22.164		34.482	237	247
5	1:23.796	27.037	177	21.998	222	34.761	237	247	11	1:41.594	26.744	176	21.984	222	52.866		247
6	1:22.928	26.689	177	21.807	222	34.432	237	246									

10 Maximilian Buhk, DEU/ Maximilian Götz, DEU

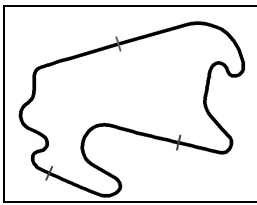
theoretical besttime: 1:21.587

1	1:57.554	47.701	124	29.789	124	40.064	235		18	3:21.066	2:21.173	175	22.954	217	36.939	238	
2	1:23.409	26.714	179	21.954	222	34.741	237	245	19	1:22.331	26.604	180	21.688	223	34.039	239	248
3	1:22.907	26.459	181	21.692	224	34.756	237	248	20	1:30.075	26.687	181	21.770	224	41.618		249
4	1:23.202	26.471	181	21.986	222	34.745	237	248	21	3:34.073	2:35.413	174	23.269	219	35.391	237	
5	1:23.011	26.400	180	21.990	223	34.621	238	248	22	1:23.812	27.157	177	22.003	221	34.652	238	247
6	1:23.224	26.579	179	21.843	223	34.802	238	249	23	1:21.885	26.362	181	21.641	225	33.882	238	248
7	1:22.964	26.436	180	22.140	221	34.388	237	249	24	1:21.799	26.113	181	21.592	224	34.094	239	249
8	1:22.761	26.428	181	21.770	224	34.563	238	248	25	1:26.245	26.248	181	22.775	169	37.222	239	249
9	1:30.071	26.457	181	21.830	224	41.784		249	26	1:21.816	26.162	181	21.707	225	33.947		249
10	3:41.040	2:40.298	177	23.450	190	37.292	237		27	1:29.891	26.276	182	21.825	225	41.790		250
11	1:22.603	26.625	180	21.781	222	34.197	238	247	28	6:21.852	5:25.024	179	21.879	222	34.949	238	
12	1:22.860	26.761	180	21.841	224	34.258	237	248	29	1:22.538	26.485	181	21.742	224	34.311	240	248
13	1:30.648	26.630	181	22.002	223	42.016		247	30	1:22.250	26.316	180	21.770	224	34.164	240	250
14	4:40.700	3:42.259	175	22.200	221	36.241	237		31	1:22.248	26.359	182	21.650	225	34.239	239	250
15	1:22.577	26.632	180	21.789	223	34.156	238	247	32	1:22.277	26.248	180	21.917	225	34.112	239	249
16	1:22.680	26.487	179	21.903	222	34.290	238	249	33	1:30.272	26.549	180	21.734	224	41.989		249
17	1:30.812	26.314	181	22.245	222	42.253		249									

11 Sergey Afanasiev, RUS/ Andreas Simonsen, SWE

theoretical besttime: 1:21.463

1	2:02.526	53.354	104	28.688	130	40.484	233		18	1:21.871	26.179	180	21.579	224	34.113	238	248
2	1:26.361	28.063	178	22.378	221	35.920	236	244	19	1:29.114	26.484	180	21.789	223	40.841		248
3	1:25.419	27.697	176	22.673	219	35.049	237	247	20	4:19.063	3:16.725	164	23.413	156	38.925	235	
4	1:23.643	26.832	180	22.102	221	34.709		246	21	1:22.242	26.391	181	21.675	223	34.176	238	245
5	1:23.267	26.807	180	21.853	222	34.607	237	247	22	1:31.010	26.339	177	22.443	220	42.228		248
6	1:23.705	26.670	180	21.892	222	35.143	236	247	23	3:58.295	3:01.957	179	21.821	222	34.517	238	
7	1:23.282	26.709	180	21.947	222	34.626	238	246	24	1:21.600	26.038	180	21.528	224	34.034	239	
8	1:23.830	26.903	181	22.238	222	34.689	238	248	25	1:21.851	26.323	181	21.584	224	33.944	239	249
9	1:30.778	26.678	181	21.895	224	42.205		248	26	1:21.502	26.005	180	21.514	224	33.983	239	249
10	4:12.246	3:13.608	178	22.019	223	36.619	237		27	1:28.565	26.517	180	21.690	223	40.358		249
11	1:24.388	27.626	178	21.897	222	34.865	237	246	28	4:00.191	3:02.286	179	22.104	223	35.801	239	
12	1:23.167	26.632	179	21.949	223	34.586	237	247	29	1:22.997	26.901	180	21.742	224	34.354	240	250
13	1:33.305	26.684	180	22.881	192	43.740		247	30	1:22.746	26.622	180	21.807	223	34.317	240	250
14	5:07.665	4:11.428	179	21.910	221	34.327	238		31	1:24.211	27.001	181	21.690	225	35.520	240	250
15	1:23.296	26.439	180	22.164		34.693	237	248	32	1:22.792	26.305	182	22.129	222	34.358		249
16	1:22.690	26.412	179	21.943	223	34.335	238	247	33	1:36.105	26.573	181	22.772	195	46.760		
17	1:22.160	26.227	180	21.743		34.190	238	248									



ADAC GT Masters

Lap analysis Free Practice 2

Provisional



Lausitzring (short), Length: 3442 m

Air temperature: 28.2°C

Track temperature: 34.9°C

Weather condition: Dry



Reg. Nr.: 276/13

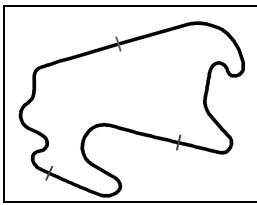
Friday 30.8.2013 11:15

Lap	Time	SE1	SP1	SE2	SP2	SE3	SP3	TSP	Lap	Time	SE1	SP1	SE2	SP2	SE3	SP3	TSP
12	Simon Knap, NLD/ Jeroen den Boer, NLD								theoretical besttime: 1:21.236								
1	2:31.732	1:31.570	144	24.344	210	35.818	228		19	1:28.613	25.950	178	21.609	220	41.054	243	
2	1:25.266	27.535	176	22.115	217	35.616	231	235	20	3:30.927	2:34.070	176	22.087		34.770		
3	1:23.727	27.097	176	21.928	218	34.702	232	239	21	1:22.896	26.615	177	21.736	221	34.545	233	241
4	1:22.883	26.352	177	21.913	216	34.618	232	241	22	1:23.571	26.453	178	22.379	208	34.739	234	241
5	1:22.700	26.315	177	21.968	218	34.417	232	241	23	1:22.850	26.514	178	21.785	221	34.551	234	243
6	1:22.106	26.098	177	21.685	219	34.323	232	241	24	1:22.862	26.504	178	21.808	221	34.550	234	242
7	1:31.881	26.778	175	21.955	217	43.148		241	25	1:22.507	26.356	178	21.708	221	34.443	234	243
8	3:25.616	2:29.526	177	21.691	219	34.399	232		26	1:22.960	26.557	176	21.887	219	34.516	234	242
9	1:22.312	26.143	178	21.822	218	34.347	232	242	27	1:25.861	26.586	178	21.848	221	37.427		244
10	1:22.383	26.265	178	21.663	220	34.455	234	242	28	3:24.984	2:28.547	174	21.967	218	34.470	232	
11	1:24.238	26.338	177	23.366	221	34.534	233	242	29	1:33.834	26.205	178	21.651	220	45.978		241
12	1:29.853	26.337	177	21.787	221	41.729		242	30	4:19.365	3:11.589	132	29.783		37.993	232	
13	4:33.072	3:31.896	152	23.352	186	37.824	230		31	1:22.184	26.349	177	21.535	222	34.300	233	240
14	1:23.547	26.596	177	21.779	219	35.172	232	237	32	1:22.112	26.252	178	21.667	220	34.193	233	242
15	1:21.272	25.831	178	21.429	219	34.012	233	241	33	1:22.067	26.252	177	21.665	221	34.150	234	241
16	1:23.338	25.803	179	21.859	214	35.676	233	242	34	1:23.067	26.931	178	21.805	219	34.331	233	242
17	1:21.277	25.819	178	21.454	221	34.004	233										
18	1:21.574	25.906	178	21.649	220	34.019	233	243									

Lap	Time	SE1	SP1	SE2	SP2	SE3	SP3	TSP	Lap	Time	SE1	SP1	SE2	SP2	SE3	SP3	TSP
14	Frank Kechele, DEU/ Dominik Schwager, BEL								theoretical besttime: 1:21.759								
1	5:26.289	4:12.772	124	29.332	156	44.185	181		15	1:29.906	26.998	180	21.976	221	40.932		249
2	1:39.477	32.004	174	26.222	144	41.251			16	7:55.751	6:56.465	176	23.000	214	36.286	238	
3	1:44.918	36.480	104	28.834	140	39.604	236	192	17	1:23.119	26.494	181	21.611	223	35.014	241	247
4	1:29.635	27.127	178	22.242		40.266	235	245	18	1:25.599	26.443	180	21.622	221	37.534	239	249
5	1:22.786	26.542	179	21.927	221	34.317	239		19	1:29.575	26.644	180	21.597	223	41.334		249
6	1:22.287	26.344	180	21.577	223	34.366	240	248	20	2:33.796	1:36.867	179	22.125	222	34.804	239	
7	1:22.474	26.297	181	21.742	223	34.435	238	247	21	1:23.074	26.798	180	21.705	223	34.571	241	248
8	1:22.234	26.519	180	21.472	224	34.243	240	248	22	1:22.472	26.450	181	21.764	222	34.258	240	249
9	1:30.775	26.487	181	22.374	218	41.914		250	23	1:23.002	26.707	180	21.715	224	34.580	240	249
10	4:03.216	3:05.735	176	22.384	221	35.097	238		24	1:22.507	26.465	180	21.794	224	34.248	240	249
11	1:22.456	26.500	180	21.660		34.296	239	248	25	1:29.936	26.702	181	21.703	224	41.531		248
12	1:21.858	26.190	181	21.428	223	34.240	239	248	26	5:09.382	4:07.847	174	23.807	217	37.728	238	
13	1:21.788	26.178	181	21.341	223	34.269	241	248	27	1:26.010	29.316	145	22.437	220	34.257	240	247
14	1:23.262	27.073	180	21.851	224	34.338	239	248	28	1:32.502	26.859	182	23.819	219	41.824		249

Lap	Time	SE1	SP1	SE2	SP2	SE3	SP3	TSP	Lap	Time	SE1	SP1	SE2	SP2	SE3	SP3	TSP
16	Philip Geipel, DEU/ Frank Schmickler, DEU								theoretical besttime: 1:21.845								
1	2:16.075	1:13.793	160	24.610	199	37.672	228		17	1:21.845	25.970	175	21.468	219	34.407	232	242
2	1:25.670	27.977	172	22.273	217	35.420	230	238	18	1:23.257	26.474	176	22.014		34.769	233	241
3	1:27.303	27.226	176	22.538	217	37.539	227	239	19	1:29.302	26.361	176	21.786	219	41.155		243
4	1:24.429	27.036	176	22.219	213	35.174	228	238	20	3:26.760	2:30.576	173	21.738	219	34.446	233	
5	1:23.548	26.690	174	21.957	217	34.901	229	240	21	1:22.547	26.147	177	21.699	218	34.701	231	244
6	1:38.404	27.792	171	23.742	214	46.870		241	22	1:22.766	26.218	176	22.001	219	34.547	233	242
7	4:08.858	3:11.724	172	22.172	217	34.962			23	1:31.604	27.396	168	21.999	220	42.209		242
8	1:22.799	26.474	175	21.804	218	34.521	231	241	24	5:29.972	4:32.064	138	22.761	218	35.147	229	
9	1:22.667	26.465	175	21.682	217	34.520	231	242	25	1:23.576	26.621	174	21.889	219	35.066	232	241
10	1:31.547	26.412	174	22.081	218	43.054		244	26	1:23.168	26.406	176	21.851	219	34.911	232	242
11	2:43.260	1:46.562	173	21.965	217	34.733	232		27	1:35.705	27.050	175	23.601	212	45.054		241
12	1:23.640	26.452	175	22.033	220	35.155	231	240	28	4:11.951	3:15.031	173	22.027	218	34.893	233	
13	1:24.212	27.260	176	21.906	217	35.046	231	242	29	1:22.363	26.328	176	21.584	220	34.451	234	241
14	1:29.673	26.349	176	21.754	217	41.570		243	30	1:23.328	26.768	174	21.828	220	34.732	233	243
15	3:33.870	2:34.033	168	23.005	215	36.832	230		31	1:22.642	26.515	176	21.614	220	34.513	233	242
16	1:23.554	26.904	175	21.772	219	34.878	233	239	32	1:35.601	28.675	172	23.251	196	43.675		241

Lap	Time	SE1	SP1	SE2	SP2	SE3	SP3	TSP	Lap	Time	SE1	SP1	SE2	SP2	SE3	SP3	TSP
17	Remo Lips, CHE/ Lennart Marioneck, DEU								theoretical besttime: 1:22.211								
1	3:25.756	2:20.760	169	25.714	173	39.282	197		19	1:23.304	26.654	183	21.808	226	34.842	243	254
2	1:33.708	31.067	149	24.893	171	37.748	205	182	20	1:23.374	26.862	184	21.812	228	34.700	243	254
3	1:30.411	30.334	167	23.843	172	36.234	240	197	21	1:25.383	28.532	184	21.941	228	34.910	243	254
4	1:24.452	27.433	181	22.234	225	34.785	240	250	22	1:23.959	26.696	183	22.101	228	35.162	244	254
5	1:23.996	26.997	180	22.097	226	34.902	240	251	23	1:31.097	26.979	184	22.253	227	41.865		254



ADAC GT Masters

Lap analysis Free Practice 2



Provisional

Lausitzring (short), Length: 3442 m

Air temperature: 28.2°C

Track temperature: 34.9°C

Weather condition: Dry



Reg. Nr.: 276/13

Friday 30.8.2013 11:15

Lap	Time	SE1	SP1	SE2	SP2	SE3	SP3	TSP	Lap	Time	SE1	SP1	SE2	SP2	SE3	SP3	TSP
6	1:40.275	30.171	160	23.869	187	46.235		236	24	4:28.966	3:32.017	182	22.036	227	34.913	242	
7	3:39.923	2:39.487	173	23.970	187	36.466	240		25	1:23.635	26.775	184	22.331	227	34.529	244	253
8	1:24.800	27.298	179	22.517	223	34.985	242	250	26	1:24.393	27.219	182	22.475	228	34.699	245	254
9	1:26.226	28.960	175	22.700	225	34.566	240	253	27	1:23.644	26.916	183	21.966	229	34.762	244	255
10	1:23.137	26.851	181	22.020		34.266	241	251	28	1:24.116	27.030	184	22.216	228	34.870	244	254
11	1:22.669	26.638	182	21.848	227	34.183	242	252	29	1:33.715	26.948	184	21.877	229	44.890		254
12	1:22.668	26.468	182	21.589	227	34.611	240	252	30	4:02.864	3:05.614	183	22.087	227	35.163	243	
13	1:22.621	26.529	182	21.861	226	34.231	242	251	31	1:24.437	27.413	184	21.945	228	35.079	244	254
14	1:22.578	26.528	182	21.824	225	34.226	242	253	32	1:24.049	27.191	183	22.051		34.807	242	254
15	1:38.488	29.002	167	23.326	193	46.160		252	33	1:24.661	27.460	183	22.366	227	34.835	244	253
16	3:30.722	2:33.276	183	22.340	226	35.106	242		34	1:24.331	27.173	184	22.098	227	35.060	243	254
17	1:23.817	26.846	183	22.106	228	34.865	243	252									
18	1:23.290	26.940	182	21.560	229	34.790	244	254									

18 Toni Seiler, CHE/ Mike Parisy, FRA

theoretical besttime: 1:21.804

1	2:27.889	1:25.720	156	24.995	195	37.174	233		17	1:21.997	26.293	184	21.550	229	34.154	245	255
2	1:34.290	34.420	179	23.211	181	36.659	241	147	18	1:31.906	26.460	182	21.706	228	43.740		256
3	1:26.112	28.288	179	22.525	226	35.299	243	252	19	9:37.935	8:38.716	173	23.805	201	35.414	243	
4	1:25.070	27.411	181	22.419	225	35.240	221	254	20	1:23.980	27.109	183	21.979	228	34.892	243	253
5	1:41.900	29.798	175	22.221	225	49.881		220	21	1:22.505	26.718	183	21.797	229	33.990	245	255
6	2:57.649	1:58.826	178	22.567	223	36.256			22	1:22.130	26.293	184	21.536	229	34.301	244	256
7	1:23.502	26.895	183	22.068	225	34.539	242	253	23	1:22.205	26.402	183	21.521	229	34.282	245	
8	1:23.057	26.769	184	21.871	227	34.417	243	254	24	1:22.338	26.474	183	21.857	230	34.007	245	256
9	1:23.104	26.672	184	21.779	228	34.653	244	254	25	1:32.970	26.535	184	22.396	224	44.039		256
10	1:22.886	26.742	185	21.887	227	34.257		255	26	2:59.993	1:49.677	181	22.317	227	47.999		
11	1:32.742	26.683	182	21.884	228	44.175		255	27	3:22.037	2:24.503	179	22.313	224	35.221	244	
12	2:53.297	1:55.567	180	22.424	224	35.306	242		28	1:23.909	27.333	181	22.001	227	34.575	246	255
13	1:22.715	26.855	182	21.737	227	34.123	244	253	29	1:23.560	27.155	175	22.251	228	34.154	246	257
14	1:24.200	27.337	182	21.828	228	35.035	244	255	30	1:23.516	27.217	183	22.005		34.294	244	256
15	1:50.318	26.388	183	21.659	228	1:02.271	241	255	31	1:33.671	26.744	184	22.530	226	44.397		255
16	1:22.648	26.728	182	21.753	226	34.167	244	252									

19 Claudia Hürtgen, DEU/ Dominik Baumann, AUT

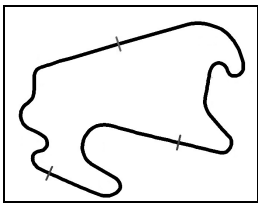
theoretical besttime: 1:21.197

1	2:02.996	44.596	107	31.189	135	47.211	184		18	3:20.890	2:24.155	178	21.658	222	35.077	233	
2	1:34.523	32.013	167	24.521	216	37.989	218	195	19	1:22.285	26.227	178	21.690	221	34.368	233	243
3	1:36.111	30.737	158	26.837	175	38.537	232	230	20	1:21.648	26.203	178	21.400	222	34.045	234	243
4	1:23.873	26.249	178	21.768	221	35.856	232	240	21	1:29.767	26.422	178	21.673	223	41.672		242
5	1:22.180	26.296	176	21.538	220	34.346	233	242	22	3:43.992	2:47.844	177	21.616	221	34.532	235	
6	1:21.435	25.871	178	21.544	221	34.020	233	242	23	1:21.886	26.102	178	21.492	223	34.292	233	245
7	1:21.407	25.952	177	21.439	223	34.016	232	244	24	1:21.516	25.926	179	21.480	224	34.110	235	245
8	1:28.296	25.800	178	21.381	223	41.115		241	25	1:30.687	26.071	179	22.143	218	42.473		246
9	3:38.958	2:40.132	171	23.125	170	35.701	235		26	3:31.605	2:23.652	111	29.440	132	38.513	232	
10	1:21.895	26.222	179	21.434		34.239	236	245	27	1:21.843	26.204	177	21.453	224	34.186	233	241
11	1:22.015	25.945	178	21.797	222	34.273	233	246	28	1:21.528	25.922	178	21.484	222	34.122	233	243
12	1:22.636	26.536	177	21.723	222	34.377	236	244	29	1:45.646	29.381	139	26.716	183	49.549		241
13	1:21.899	26.231	178	21.538	221	34.130		247	30	3:03.060	2:06.186	169	22.260	221	34.614	233	
14	1:29.140	26.142	178	21.677	222	41.321		243	31	1:21.760	26.103	178	21.505	224	34.152	236	244
15	3:42.596	2:44.178	131	22.858	218	35.560	232		32	1:22.212	26.533	176	21.528	223	34.151	234	245
16	1:22.041	26.232	177	21.650	222	34.159	235	242	33	1:21.459	25.878	179	21.489	223	34.092	235	244
17	1:29.830	26.322	179	21.544	220	41.964		243	34	1:30.240	26.464	177	21.646	223	42.130		244

20 Max Sandritter, DEU/ Jörg Müller, DEU

theoretical besttime: 1:21.551

1	1:43.955	44.134	166	23.466	214	36.355	227		17	1:22.772	26.518	177	21.728	221	34.526	233	243
2	1:24.227	27.194	175	21.924	218	35.109	231	238	18	1:23.014	26.380	178	21.707	221	34.927	232	241
3	1:23.269	26.431	176	21.660	219	35.178	231	241	19	1:30.407	26.793	177	21.777	221	41.837		242
4	1:22.531	26.509	177	21.697	219	34.325	231	241	20	3:57.384	2:58.236	175	23.822	210	35.326	234	
5	1:22.108	26.378	177	21.523	218	34.207	233	242	21	1:23.650	26.801	177	22.261	221	34.588	234	
6	1:22.352	26.260	178	21.644	220	34.448	232	242	22	1:23.636	26.870	177	22.129	216	34.637	234	244
7	1:30.152	26.370	178	21.708	219	42.074		243	23	1:29.553	26.393	178	21.658	223	41.502		244
8	6:07.893	5:12.103	176	21.392	220	34.398	232		24	2:54.285	1:52.729	162	24.997	170	36.559	231	
9	1:22.877	26.908	174	21.537	220	34.432	231	241	25	1:23.725	27.013	175	22.074	219	34.638	234	239



ADAC GT Masters

Lap analysis Free Practice 2



Provisional

Lausitzring (short), Length: 3442 m

Air temperature: 28.2°C

Track temperature: 34.9°C

Weather condition: Dry



Reg. Nr.: 276/13

Friday 30.8.2013 11:15

Lap	Time	SE1	SP1	SE2	SP2	SE3	SP3	TSP	Lap	Time	SE1	SP1	SE2	SP2	SE3	SP3	TSP
10	1:22.945	26.840	176	21.686	220	34.419	233	240	26	1:22.700	26.391	178	21.800	221	34.509	232	242
11	1:32.583	26.450	177	23.534		42.599		242	27	1:35.326	26.195	178	21.535	223	47.596		243
12	5:37.369	4:40.248	172	22.143	218	34.978	233		28	3:55.463	2:51.626	97	23.507	218	40.330	232	
13	1:23.396	27.027	176	21.792	219	34.577	233	242	29	1:21.862	26.333	178	21.367	220	34.162	234	
14	1:23.280	26.578	176	21.840	217	34.862	233	242	30	1:21.768	26.237	178	21.542	221	33.989	234	245
15	1:23.226	26.815	175	21.823	220	34.588	232	242	31	1:21.970	26.328	179	21.569	220	34.073	233	242
16	1:22.978	26.608	179	21.676	220	34.694	233	243	32	1:33.909	28.466	170	22.362	216	43.081		242

22 Roland Rehfeld, DEU/ Carsten Seifert, DEU

theoretical besttime: 1:24.436

1	2:44.676	1:32.876	105	29.528	149	42.272	211		8	21:30.251	20:30.377	167	23.983	211	35.891	228	
2	1:30.821	31.014	171	23.504	214	36.303	229	217	9	1:35.904	27.601	175	22.500	216	45.803		237
3	1:27.220	28.496	174	22.792	214	35.932	230	236	10	2:59.056	2:00.602	128	23.103	218	35.351	229	
4	1:25.765	27.375	176	22.792	218	35.598	229	239	11	1:26.416	28.571	173	22.434	215	35.411	231	237
5	1:25.734	27.689	177	22.487	216	35.558	229	237	12	1:25.088	27.518	175	22.431	218	35.139	231	240
6	1:26.130	27.479	175	23.495	217	35.156	230	237	13	1:32.076	27.264	176	22.124	217	42.688		239
7	1:33.042	27.173	176	22.694	217	43.175		239									

26 Rahel Frey, CHE/ Christopher Haase, DEU

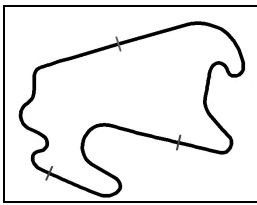
theoretical besttime: 1:21.249

1	7:11.377	6:09.665	166	24.153	212	37.559	227		19	3:19.901	2:18.687	170	24.706	159	36.508		
2	1:26.158	27.002	173	22.268	207	36.888	229	238	20	1:23.487	26.728	176	21.846	217	34.913	231	240
3	1:23.553	26.764	174	21.894	217	34.895	232	240	21	1:22.967	26.562	176	21.618	218	34.787	231	241
4	1:23.251	26.707	174	21.751	218	34.793	230	242	22	1:23.382	26.715	177	21.846	218	34.821	232	241
5	1:22.954	26.388	175	21.965	218	34.601	230	239	23	1:23.314	26.608	176	21.959	218	34.747	231	242
6	1:23.294	26.460	175	22.205	206	34.629	229	240	24	1:23.219	26.571	176	21.778	218	34.870	232	242
7	1:22.426	26.238	174	21.593	218	34.595		239	25	1:23.694	26.686	176	21.931	218	35.077	232	242
8	1:27.606	26.308	176	22.377	203	38.921	1	240	26	1:34.362	26.834	175	23.386	211	44.142		242
9	1:27.461	26.470	174	25.185	174	35.806	230	239	27	2:35.695	1:36.141	155	23.742	212	35.812	232	
10	1:22.684	26.373	175	21.811	217	34.500	230	239	28	1:23.793	26.699	176	22.002	217	35.092	232	241
11	1:22.304	26.219	176	21.772	217	34.313	229	241	29	1:36.179	26.496	177	21.822	212	47.861		242
12	1:30.249	26.582	174	21.971	217	41.696		238	30	3:22.519	2:24.142	170	22.812	214	35.565	231	
13	3:08.285	2:04.899	166	24.735		38.651	229		31	1:23.298	26.619	176	21.831	218	34.848	234	242
14	1:22.169	26.278	176	21.657	217	34.234	230	239	32	1:23.717	26.649	177	21.892	220	35.176	233	244
15	1:21.623	25.749	177	21.571	216	34.303	230	241	33	1:22.793	26.424	177	21.686	219	34.683	233	242
16	1:21.440	25.798	176	21.462		34.180	231	240	34	1:22.665	26.192	178	21.688	218	34.785	232	242
17	1:21.377	25.842	176	21.497	218	34.038	230	241									
18	1:30.212	26.052	175	22.159	218	42.001		240									

27 Rene Rast, DEU/ Christopher Mies, DEU

theoretical besttime: 1:21.298

1	2:52.691	1:52.344	169	23.709	210	36.638	230		18	1:21.725	25.945	177	21.499	218	34.281	232	239
2	1:23.133	26.908	176	21.666	219	34.559	233	240	19	1:28.966	26.119	176	21.561	219	41.286		242
3	1:22.957	26.640	176	21.759	218	34.558	233	243	20	4:15.996	3:19.617	174	21.722	219	34.657	232	
4	1:22.336	26.322	176	21.679	218	34.335	233	242	21	1:21.897	26.069	178	21.553	220	34.275	232	242
5	1:22.897	26.204	176	21.640	218	35.053	232	243	22	1:24.447	26.206	176	21.622		36.619	233	242
6	1:30.570	26.561	177	21.791	218	42.218		242	23	1:22.829	26.798	177	21.768	221	34.263	232	243
7	3:23.775	2:14.799	78	30.813	92	38.163	230		24	1:23.067	26.205	177	21.830	220	35.032	232	243
8	1:22.208	26.482	176	21.435	219	34.291	232	239	25	1:22.016	26.133	177	21.709	218	34.174	232	241
9	1:21.389	25.910	178	21.475	220	34.004		242	26	1:21.988	26.142	177	21.605	219	34.241	232	242
10	1:21.413	25.859	178	21.435	220	34.119	233	243	27	1:22.301	26.273	176	21.666	216	34.362	232	242
11	1:27.408	26.430	174	24.630	198	36.348	232	243	28	1:29.362	26.347	176	21.581	220	41.434		242
12	1:21.840	26.131	177	21.548	218	34.161		241	29	7:01.206	6:04.411	175	21.998	217	34.797	231	
13	1:31.688	26.943	176	22.259	217	42.486		241	30	1:22.948	26.282	177	21.768	219	34.898	232	241
14	3:20.888	2:24.214	175	22.338	216	34.336	232		31	1:21.962	26.249	177	21.552	219	34.161	233	
15	1:27.435	26.123	177	21.486	219	39.826	232		32	1:29.202	26.379	177	21.664	219	41.159		242
16	1:22.106	26.079	177	21.788	219	34.239	232	241	33	2:32.894	1:29.695	174	22.016	218	41.183		
17	1:21.514	25.896	177	21.534	218	34.084	230	242									



ADAC GT Masters

Lap analysis Free Practice 2



Provisional

Lausitzring (short), Length: 3442 m

Air temperature: 28.2°C

Track temperature: 34.9°C

Weather condition: Dry

DMSB Reg. Nr.: 276/13
Deutscher Motor Sport Bund e.V.

Friday 30.8.2013 11:15

Lap	Time	SE1	SP1	SE2	SP2	SE3	SP3	TSP	Lap	Time	SE1	SP1	SE2	SP2	SE3	SP3	TSP
28 Christer Jöns, DEU/ Markus Winkelhock, DEU									theoretical besttime: 1:21.112								
1	1:49.016	48.892	149	24.264		35.860	227		18	3:09.752	2:07.984	174	22.406	217	39.362	229	
2	1:29.764	26.846	174	27.079	169	35.839	228	236	19	1:23.050	26.593	176	21.741	217	34.716	229	239
3	1:23.493	26.555	176	21.707	217	35.231	229	238	20	1:22.330	26.429	176	21.477	218	34.424	230	240
4	1:22.102	26.206	177	21.581	218	34.315	230	239	21	1:22.318	26.193	177	21.677	218	34.448	230	240
5	1:22.111	26.062	177	21.814	215	34.235		240	22	1:22.354	26.186	177	21.576	218	34.592	230	240
6	1:26.265	26.218	176	23.463	178	36.584	230	240	23	1:24.077	26.206	176	22.288	205	35.583	231	240
7	1:31.110	26.065	178	21.833	219	43.212		240	24	1:22.152	26.065	176	21.491	219	34.596	230	241
8	6:11.361	5:15.238	175	21.685	216	34.438	229		25	1:22.167	26.188	177	21.594	219	34.385	229	240
9	1:22.506	26.298	176	21.930	218	34.278	229	238	26	1:22.154	26.114	176	21.765	219	34.275	230	240
10	1:30.914	26.653	174	22.021	217	42.240		238	27	1:29.332	26.249	177	21.657	218	41.426		240
11	3:24.550	2:20.373	175	21.798	217	42.379			28	5:15.810	4:19.032	174	21.877	218	34.901	229	
12	3:16.880	2:16.233	171	24.598	200	36.049	228		29	1:31.136	27.207	175	21.979	217	41.950		239
13	1:39.463	36.164	102	28.246	215	35.053	229	238	30	2:25.954	1:28.862	174	22.162	217	34.930	231	
14	1:21.492	26.036	176	21.457	219	33.999	230	239	31	1:22.757	26.517	175	21.775	218	34.465	230	241
15	1:21.768	26.093	176	21.558	219	34.117	231	239	32	1:23.055	27.023	176	21.746	218	34.286	230	239
16	1:21.276	25.985	177	21.326	219	33.965	231	241									
17	1:33.529	25.821	178	23.871	213	43.837		241									

Lap	Time	SE1	SP1	SE2	SP2	SE3	SP3	TSP	Lap	Time	SE1	SP1	SE2	SP2	SE3	SP3	TSP
100 Daniel Dobitsch, AUT/ Aditya Patel, IND									theoretical besttime: 1:21.720								
1	1:45.621	44.663	161	24.470	213	36.488	231		17	1:21.819	26.115	178	21.632	219	34.072	234	243
2	1:24.464	27.613	176	22.303	217	34.548	232	241	18	1:30.467	26.132	176	21.703	218	42.632		244
3	1:22.947	26.678	177	21.920	220	34.349		243	19	11:00.790	10:03.865	174	22.160	218	34.765	233	
4	1:22.783	26.610	178	21.789	219	34.384	234	244	20	1:24.196	26.710	176	22.507	219	34.979	233	244
5	1:22.763	26.585	177	21.905	218	34.273	234	243	21	1:23.015	26.480	178	21.836	221	34.699	234	243
6	1:30.084	26.516	177	22.034	218	41.534		244	22	1:23.128	26.801	178	21.837	221	34.490	235	244
7	3:10.424	2:11.659	172	23.257	214	35.508	231		23	1:22.716	26.443	179	21.593	221	34.680	235	245
8	1:23.105	26.824	178	21.827	218	34.454	233	241	24	1:22.748	26.362	179	21.894	221	34.492	235	244
9	1:22.452	26.412	178	21.681	220	34.359	233	243	25	1:22.684	26.321	178	21.955	222	34.408	234	244
10	1:23.219	27.347	179	21.668		34.204	233	243	26	1:34.754	27.340	177	22.266	220	45.148		244
11	1:22.371	26.413	177	21.637	222	34.321	234	243	27	4:38.548	3:41.195	175	22.557	218	34.796	234	
12	1:30.216	26.865	176	22.276	220	41.075		244	28	1:22.639	26.353	178	21.823	220	34.463	234	243
13	2:37.668	1:37.800	169	24.722	214	35.146	232		29	1:22.131	26.291	178	21.678	221	34.162	235	
14	1:28.580	27.153	177	21.624	220	39.803	232	241	30	1:24.256	26.263	178	22.509	215	35.484	234	244
15	1:22.834	26.758	175	22.064	219	34.012	233	242	31	1:22.435	26.372	179	21.622	221	34.441		243
16	1:33.427	26.452	176	29.848	200	37.127	233	243	32	1:34.048	26.671	177	22.345	210	45.032		243



ADAC GT Masters

Vmax list Free Practice 2

Provisional



Lausitzring (short), Length: 3442 m

Air temperature: 28.2°C

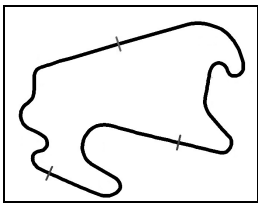
Track temperature: 34.9°C

Weather condition: Dry

DMSB Reg. Nr.: 276/13
Deutscher Motor Sport Bund e.V.

Friday 30.8.2013 11:15

Nr	Team, Car, Driver, Nat	Top speed
18	Callaway Competition, Corvette Z06.R GT3 Seiler Toni , CHE Parisy Mike , FRA	256,59 km/h
3	Callaway Competition, Corvette Z06.R GT3 Wirth Andreas , DEU Hohenadel Christian , DEU	255,92 km/h
17	Callaway Competition, Corvette Z06.R GT3 Lips Remo , CHE Marioneck Lennart , DEU	255,14 km/h
2	Callaway Competition, Corvette Z06.R GT3 Alessi Diego , ITA Keilwitz Daniel , DEU	254,78 km/h
11	Polarweiss Racing, Mercedes Benz SLS AMG GT3 Afanasiev Sergey , RUS Simonsen Andreas , SWE	250,17 km/h
14	Lambda Performance, Ford GT GT3 Kechele Frank , DEU Schwager Dominik , BEL	250,12 km/h
10	Polarweiss Racing, Mercedes Benz SLS AMG GT3 Buhk Maximilian , DEU Götz Maximilian , DEU	249,88 km/h
8	Tonino powered by Herberth Motorsport, Porsche 911 GT3 Renauer Robert , DEU Ragginger Martin , AUT	248,96 km/h
7	Farnbacher Racing, Porsche 911 GT3 R Aeberhard Jürg , CHE Jahn David , DEU	248,79 km/h
19	PIXUM Team Schubert, BMW Z4 GT3 Hürtgen Claudia , DEU Baumann Dominik , AUT	247,37 km/h
9	Tonino powered by Herberth Motorsport, Porsche 911 GT3 Bourdeaux Rene , DEU Renauer Alfred , DEU	247,37 km/h
6	Farnbacher Racing, Porsche 911 GT3 R Farnbacher Mario , DEU Frommenwiler Philipp , CHE	247,14 km/h
5	Farnbacher Racing, Porsche 911 GT3 R Nielsen Christina , DNK Tandy Nick , FRA	247,03 km/h
4	Team GW-Schütz, Porsche 911 GT3 R Engelhart Christian , DEU Armino Nicolas , FRA	246,58 km/h



ADAC GT Masters

Vmax list Free Practice 2

Provisional



Lausitzring (short), Length: 3442 m

Air temperature: 28.2°C

Track temperature: 34.9°C

Weather condition: Dry

DMSB Reg. Nr.: 276/13
Deutscher Motorsport Bund e.V.

Friday 30.8.2013 11:15

Nr	Team, Car, Driver, Nat	Top speed
20	PIXUM Team Schubert, BMW Z4 GT3 Sandritter Max , DEU Müller Jörg , DEU	244,51 km/h
100	MS RACING, Audi R8 LMS Ultra Dobitsch Daniel , AUT Patel Aditya , IND	244,51 km/h
1	MS RACING, Audi R8 LMS Ultra Asch Sebastian , DEU Stoll Florian , DEU	244,23 km/h
16	THE BOSS YACO Racing, Audi R8 LMS Ultra Geipel Philip , DEU Schmickler Frank , DEU	243,79 km/h
26	Prosperia C. Abt Racing, Audi R8 LMS Ultra Frey Rahel , CHE Haase Christopher , DEU	243,74 km/h
12	DB Motorsport, BMW Z4 GT3 Knap Simon , NLD den Boer Jeroen , NLD	243,52 km/h
27	Prosperia C. Abt Racing, Audi R8 LMS Ultra Rast Rene , DEU Mies Christopher , DEU	243,35 km/h
28	Prosperia C. Abt Racing, Audi R8 LMS Ultra Jöns Christer , DEU Winkelhock Markus , DEU	240,86 km/h
22	Team rhino's Leipert Motorsport, Lamborghini Gallardo FL Rehfeld Roland , DEU Seifert Carsten , DEU	239,79 km/h