



ADAC GT Masters

Results Free Practice 1



Provisional

DMSB Reg. Nr.: 276/13
Deutscher Motor Sport Bund e.V.

Lausitzring (short), Length: 3442 m

Air temperature: 20.5°C

Track temperature: 22.1°C

Weather condition: Dry

Friday 30.8.2013 08:00

started : 23 classified : 23 not classified : 0

	Drivers	Team	Car	Lap	Best Time	Gap	Diff	Kph	Day Time
1	1 S.Asch/F.Stoll	MS RACING	Audi R8 LMS Ultra	29	1:21.424			152,2	8:55:33
2	10 M.Buhk/M.Götz	Polarweiss Racing	Mercedes Benz SLS AMG GT3	29	1:21.500	0.076	0.076	152,0	8:55:32
3	8 R.Renauer/M.Ragginger	Tonino powered by Herberth Motors	Porsche 911 GT3 R	13	1:21.516	0.092	0.016	152,0	8:27:03
4	5 C.Nielsen(*G*)/N.Tandy	Farnbacher Racing	Porsche 911 GT3 R	16	1:21.551	0.127	0.035	151,9	8:30:26
5	27 R.Rast/C.Mies	Prosperia C. Abt Racing	Audi R8 LMS Ultra	32	1:21.576	0.152	0.025	151,9	8:53:47
6	100 D.Dobitsch/A.Patel	MS RACING	Audi R8 LMS Ultra	31	1:21.677	0.253	0.101	151,7	8:59:31
7	28 C.Jöns/M.Winkelhock	Prosperia C. Abt Racing	Audi R8 LMS Ultra	32	1:21.707	0.283	0.030	151,7	8:59:22
8	6 M.Farnbacher/P.Frommenwiler	Farnbacher Racing	Porsche 911 GT3 R	14	1:21.805	0.381	0.098	151,5	8:28:04
9	9 R.Bourdeaux(*G*)/A.Renauer	Tonino powered by Herberth Motors	Porsche 911 GT3 R	29	1:21.909	0.485	0.104	151,3	8:59:28
10	4 C.Engelhart/N.Armino	Team GW-Schütz	Porsche 911 GT3 R	14	1:21.918	0.494	0.009	151,3	8:30:38
11	19 C.Hürtgen/D.Baumann	PIXUM Team Schubert	BMW Z4 GT3	23	1:21.968	0.544	0.050	151,2	8:44:08
12	26 R.Frey/C.Haase	Prosperia C. Abt Racing	Audi R8 LMS Ultra	16	1:22.034	0.610	0.066	151,0	8:25:28
13	2 D.Alessi/D.Keilwitz	Callaway Competition	Corvette Z06.R GT3	14	1:22.110	0.686	0.076	150,9	8:30:45
14	16 P.Geipel/F.Schmickler	THE BOSS YACO Racing	Audi R8 LMS Ultra	19	1:22.112	0.688	0.002	150,9	8:36:45
15	11 S.Afanasiev/A.Simonsen	Polarweiss Racing	Mercedes Benz SLS AMG GT3	20	1:22.210	0.786	0.098	150,7	8:34:16
16	7 J.Aeberhard/D.Jahn	Farnbacher Racing	Porsche 911 GT3 R	30	1:22.299	0.875	0.089	150,6	8:57:18
17	12 S.Knap/J.den Boer	DB Motorsport	BMW Z4 GT3	27	1:22.384	0.960	0.085	150,4	8:50:09
18	18 T.Seiler(*G*)/M.Parisy	Callaway Competition	Corvette Z06.R GT3	25	1:22.482	1.058	0.098	150,2	8:44:36
19	14 F.Kechele/D.Schwager	Lambda Performance	Ford GT GT3	30	1:22.484	1.060	0.002	150,2	9:00:58
20	3 A.Wirth/C.Hohenadel	Callaway Competition	Corvette Z06.R GT3	16	1:22.501	1.077	0.017	150,2	8:33:07
21	20 M.Sandritter/J.Müller	PIXUM Team Schubert	BMW Z4 GT3	11	1:22.994	1.570	0.493	149,3	8:21:42
22	17 R.Lips(*G*)/L.Marionek	Callaway Competition	Corvette Z06.R GT3	15	1:23.134	1.710	0.140	149,1	8:25:25
23	22 R.Rehfeld/C.Seifert	Team rhino's Leipert Motorsport	Lamborghini Gallardo FL2	29	1:24.311	2.887	1.177	147,0	9:01:00

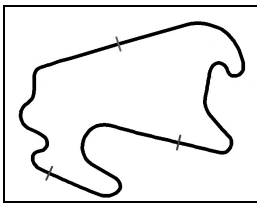
(*G*) marks the Gentlemen driver

Subject to final scrutineering!

Publications Time:

Clerk of the course:

Time Keeping:



ADAC GT Masters



Lap analysis Free Practice 1

Provisional

Lausitzring (short), Length: 3442 m

Air temperature: 20.5°C

Track temperature: 22.1°C

Weather condition: Dry

DMSB Reg. Nr.: 276/13
Deutscher Motor Sport Bund e.V.

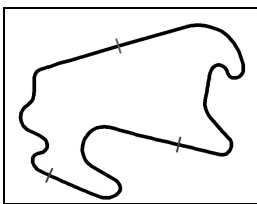
Friday 30.8.2013 08:00

Lap	Time	SE1	SP1	SE2	SP2	SE3	SP3	TSP	Lap	Time	SE1	SP1	SE2	SP2	SE3	SP3	TSP
1 Sebastian Asch, DEU/ Florian Stoll, DEU									theoretical besttime: 1:21.138								
1	1:57.450	43.291	160	26.081	198	48.078			17	5:09.299	4:07.086		25.626	181	36.587	234	
2	2:33.722	1:34.165	173	23.176	216	36.381	234		18	1:24.853	27.258		22.744	220	34.851	235	244
3	1:27.238	28.561	180	23.228	214	35.449	233	242	19	1:24.773	27.043		22.955	218	34.775	234	244
4	1:24.422	27.411	181	22.000	219	35.011	234	242	20	1:22.700	26.058		22.252	221	34.390	236	244
5	1:23.797	27.002	180	22.110	217	34.685	234	243	21	1:24.298	27.671		22.268	221	34.359	236	245
6	1:22.548	26.587	181	21.693	220	34.268	235	244	22	1:23.127	25.785		22.366	219	34.976	235	245
7	1:31.831	26.588	180	21.752	220	43.491		245	23	1:31.513	26.766	177	21.982	220	42.765		245
8	6:06.183	5:07.873		23.449	216	34.861	233		24	3:06.075	2:07.054	172	23.521	216	35.500	234	
9	1:22.594	25.931		22.328	218	34.335	233	242	25	1:23.188	26.938	178	21.730	221	34.520	236	243
10	1:22.356	26.008		22.182	220	34.166	234	243	26	1:23.089	26.470	179	22.175	218	34.444	235	245
11	1:22.136	25.739		22.217	221	34.180	235	243	27	1:21.906	26.182	179	21.489	222	34.235	236	246
12	1:30.690	25.892		22.433	220	42.365		244	28	1:21.753	26.147	179	21.449	223	34.157	236	246
13	4:12.977	3:15.445		22.690	220	34.842			29	1:21.424	25.972	180	21.422	222	34.030	236	246
14	1:23.079	26.159		22.393	221	34.527	234	244	30	1:22.640	26.315	178	21.950	221	34.375	236	246
15	1:23.562	25.686		23.023	218	34.853	234	244	31	1:21.928	26.051	179	21.481	222	34.396	236	245
16	1:30.703	25.917		22.404	221	42.382		245	32	1:30.055	26.112	179	21.763	222	42.180		246

Lap	Time	SE1	SP1	SE2	SP2	SE3	SP3	TSP	Lap	Time	SE1	SP1	SE2	SP2	SE3	SP3	TSP
2 Diego Alessi, ITA/ Daniel Keilwitz, DEU									theoretical besttime: 1:21.657								
1	2:07.034	49.882	136	29.102	191	48.050			17	1:25.978	27.536		23.280	226	35.162	244	254
2	2:00.638	1:01.078	172	23.804	219	35.756	241		18	1:44.860	37.248		25.458	173	42.154		254
3	1:24.212			225	225	34.722	242	251	19	2:53.513	1:56.106		22.728	226	34.679	244	
4	1:23.701			225	225	34.696	243	253	20	1:22.891	25.894		22.623		34.374	244	255
5	1:23.482			226	226	34.488	243	253	21	1:23.460	26.734	182	22.307	227	34.419	245	255
6	1:31.209			225	225	42.430		253	22	1:23.647	26.957	183	22.130	227	34.560	246	256
7	5:12.524			225	225	34.688	242		23	1:23.595	26.735	183	22.201	229	34.659	245	256
8	1:23.229			223	223	34.278	243	253	24	1:23.332	26.868	182	22.166	227	34.298	245	256
9	1:22.760	25.926	1	22.478	225	34.356	245	253	25	1:32.668	26.895	178	23.217	221	42.556		256
10	1:22.505	25.909		22.451	227	34.145	245	255	26	3:15.340	2:17.513	182	22.353	226	35.474	244	
11	1:31.828	25.817		23.168	223	42.843		255	27	1:23.064	26.540	183	21.972	228	34.552	245	255
12	7:17.209	6:20.425		22.604	225	34.180			28	1:22.462	26.438	183	21.860	227	34.164	245	256
13	1:22.640	25.920		22.599	227	34.121	244	253	29	1:25.741	26.785	181	22.641	224	36.315		256
14	1:22.110	25.676		22.277	228	34.157	245	254	30	1:23.043	26.672	183	21.929	227	34.442	245	
15	1:30.171	25.719		22.495	228	41.957		256	31	1:29.961	26.935	182	21.962	228	41.064		256
16	4:35.647	3:36.694		23.185	225	35.768	243										

Lap	Time	SE1	SP1	SE2	SP2	SE3	SP3	TSP	Lap	Time	SE1	SP1	SE2	SP2	SE3	SP3	TSP
3 Andreas Wirth, DEU/ Christian Hohenadel, DEU									theoretical besttime: 1:21.865								
1	2:13.718				192	49.886			17	1:31.962	25.951		22.449	230	43.562		
2	1:51.078				199	36.927	240		18	4:38.917	3:39.507		24.043	225	35.367	244	
3	1:26.456				223	35.242	243	251	19	1:24.610	27.067		22.929	226	34.614	244	254
4	1:26.066				227	34.889	244	254	20	1:23.708	26.811		22.322	227	34.575	245	255
5	1:23.502				228	34.475	245	255	21	1:23.428	26.473		22.495	228	34.460	244	256
6	1:23.468				228	34.519	244	255	22	1:32.437	26.684		22.511	227	43.242		256
7	1:31.862				226	42.867		255	23	3:03.575	2:06.842	182	22.178	224	34.555	244	
8	4:18.253					35.233	245		24	1:23.397	27.011	184	21.993	224	34.393	244	254
9	1:24.279				226	35.288	244	256	25	1:23.045	26.794	184	21.951	225	34.300	244	254
10	1:23.048	26.137	1	22.500	228	34.411	245	255	26	1:23.119	27.004	184	21.734	226	34.381	244	255
11	1:32.190	25.893		22.569	228	43.728		256	27	1:30.841	26.657	186	21.797	227	42.387		255
12	7:40.601	6:41.975		23.639		34.987	244		28	3:57.672	3:01.452	184	21.785	226	34.435	244	
13	1:24.246	25.969		23.326	223	34.951	245	254	29	1:23.027	26.772	186	21.785	226	34.470	245	255
14	1:22.881	26.058		22.540	229	34.283	245	256	30	1:23.160	27.024	186	21.864	227	34.272	245	256
15	1:23.484	26.361		22.479	228	34.644	246	256	31	1:31.711	27.067	185	22.109	228	42.535		255
16	1:22.501	25.859		22.351	228	34.291	246	256									

Lap	Time	SE1	SP1	SE2	SP2	SE3	SP3	TSP	Lap	Time	SE1	SP1	SE2	SP2	SE3	SP3	TSP
4 Christian Engelhart, DEU/ Nicolas Armindo, FRA									theoretical besttime: 1:21.206								
1	2:53.740	1:51.596	174	23.642	172	38.502	237		16	3:18.395	2:19.292		23.837	217	35.266	238	
2	1:27.410	29.521	178	22.421	220	35.468	238	247	17	1:23.943	26.481		22.838	220	34.624	237	247
3	1:24.232	27.309	180	22.230	220	34.693	239	248	18	1:24.421	27.066		22.512	221	34.843	238	247
4	1:34.743	26.936	178	22.359	216	45.448		249	19	1:23.099	26.031		22.557	220	34.511	237	248
5	4:22.379	3:25.911	180	22.004	219	34.464	237		20	1:22.289	25.676		22.363	221	34.250		246



ADAC GT Masters

Lap analysis Free Practice 1



Provisional

DMSB Reg. Nr.: 276/13
Deutscher Motor Sport Bund e.V.

Lausitzring (short), Length: 3442 m

Air temperature: 20.5°C

Track temperature: 22.1°C

Weather condition: Dry

Friday 30.8.2013 08:00

Lap	Time	SE1	SP1	SE2	SP2	SE3	SP3	TSP	Lap	Time	SE1	SP1	SE2	SP2	SE3	SP3	TSP
6	1:22.417	26.518	178	21.671	222	34.228	238	248	21	1:31.822	27.155		23.036	218	41.631	247	
7	1:22.727	26.366	179	21.885	221	34.476	237	248	22	3:04.722	2:08.076	178	22.080	221	34.566	238	
8	1:35.011	26.770	181	23.245	211	44.996		247	23	1:22.387	26.427	179	21.833	220	34.127	238 246	
9	4:14.305	3:16.269		22.337	220	35.699	237		24	1:22.264	26.399	176	21.628	222	34.237	239 248	
10	1:22.047	25.592		22.317	221	34.138	238	247	25	1:29.636	26.801	178	22.065	222	40.770	248	
11	1:22.356	25.898		22.397	221	34.061	238	248	26	3:47.422	2:51.181	178	21.790	221	34.451	236	
12	1:33.083	26.559		24.010	215	42.514		248	27	1:22.398	26.414	179	21.705	221	34.279	236 245	
13	4:41.895	3:45.031		22.255	220	34.609	236		28	1:22.498	26.310	179	21.712	221	34.476	236 245	
14	1:21.918	25.680		22.125	221	34.113	238	246	29	1:22.374	26.505	179	21.553	222	34.316	237 246	
15	1:33.589	26.436		24.008	220	43.145		248	30	1:35.436	26.695	178	21.710	221	47.031	247	

5 Christina Nielsen, DNK/ Nick Tandy, FRA

theoretical besttime: 1:20.828

1	1:56.098	47.120	158	28.068	155	40.910	233		19	1:24.541	26.597		22.805	219	35.139	237 247
2	1:28.947	29.666	179	22.988	200	36.293	237	216	20	1:23.976	26.337		22.690	219	34.949	238 247
3	1:28.571	27.753	180	23.005	190	37.813	221	246	21	1:23.493	26.282		22.743	221	34.468	238 248
4	1:29.690	29.144	168	22.930	194	37.616	235	202	22	1:23.417	26.119		22.616	222	34.682	238 248
5	1:22.890	26.359	181	21.991	219	34.540	236	244	23	1:23.520	26.105		22.483	221	34.932	238 247
6	1:22.742	26.270	181	21.927	219	34.545	236	245	24	1:23.385	25.881		22.629	221	34.875	238 247
7	1:28.188	26.378	180	22.693	219	39.117	236	245	25	1:34.171	26.701	179	22.153	222	45.317	248
8	1:22.039	26.046	182	21.888	220	34.105	236	245	26	3:44.658	2:47.941	177	22.040	222	34.677	238
9	1:33.767	26.595	164	23.171	194	44.001		245	27	1:23.696	26.644	177	22.345	222	34.707	239 247
10	5:08.038	4:10.739		22.508	222	34.791	237		28	1:23.150	26.573	180	21.861	222	34.716	236 248
11	1:22.016	25.442		22.305	222	34.269	237	247	29	1:23.123	26.565	180	21.724	222	34.834	238 247
12	1:21.655	25.356		22.310		33.989	237	247	30	1:22.522	26.411	180	21.812	222	34.299	237 246
13	1:32.956	26.720		22.919	219	43.317		247	31	1:22.311	26.209	180	21.713	222	34.389	240 247
14	4:45.701	3:46.142		22.262	222	37.297	237		32	1:22.476	26.368	181	21.885	221	34.223	238 248
15	1:21.612	25.418		22.109	222	34.085	237	246	33	1:24.389	26.465	180	22.886	221	35.038	238 248
16	1:21.551	25.600		22.192	223	33.759	238	247	34	1:23.275	26.900	180	21.848	222	34.527	238 247
17	1:30.056	25.530		23.241	222	41.285		248	35	1:33.635	27.165	179	22.623	219	43.847	247
18	4:28.443	3:27.566		23.542	218	37.335	238									

6 Mario Farnbacher, DEU/ Philipp Frommenwiler, CHE

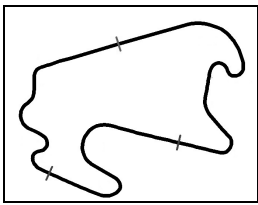
theoretical besttime: 1:21.156

1	1:51.641	44.130	127	27.792	140	39.719	191		17	6:52.127	5:54.645		22.893	221	34.589	238
2	1:32.297	29.719	179	26.010	155	36.568	238	211	18	1:23.108	26.001		22.446	222	34.661	238 247
3	1:46.317	30.592	133	26.407	141	49.318		247	19	1:22.729	25.868		22.430	222	34.431	239 247
4	3:26.332	2:28.533	178	22.792	216	35.007	236		20	1:22.550	25.702		22.359	222	34.489	239 248
5	1:23.076	26.721	182	22.078	221	34.277	237	246	21	1:22.288	25.650		22.368	222	34.270	238 247
6	1:22.626	26.444	184	21.848	221	34.334	238	246	22	1:22.265	26.170	177	21.833	222	34.262	239 247
7	1:22.395	26.260	182	21.723	221	34.412	237	247	23	1:21.948	26.042	180	21.646		34.260	239 248
8	1:22.932	26.461	181	21.955	221	34.516	237	246	24	1:29.980	26.531	180	21.854	223	41.595	248
9	1:22.990	27.081	181	21.735	221	34.174	237	247	25	3:29.075	2:32.859	180	21.726	222	34.490	238
10	1:31.848	27.894	183	21.840	221	42.114		247	26	1:22.681	26.365	181	21.839	221	34.477	237 247
11	6:55.875	5:58.689		22.793	219	34.393	237		27	1:22.250	26.132	181	21.779	222	34.339	238 247
12	1:22.284	25.913		22.344	223	34.027	237	246	28	1:29.164	26.357	181	21.803	221	41.004	247
13	1:22.111	25.660		22.340	222	34.111	238	246	29	2:39.797	1:43.567	180	21.809	222	34.421	239
14	1:21.805	25.586		22.295	224	33.924	239	247	30	1:22.411	26.305	180	21.776	222	34.330	239 248
15	1:23.938	26.374		23.299	221	34.265	239	248	31	1:23.871	26.660	181	21.982	223	35.229	238 249
16	2:01.672	26.855		31.660	104	1:03.157		247	32	1:30.075	26.151	180	21.576		42.348	248

7 Jürg Aeberhard, CHE/ David Jahn, DEU

theoretical besttime: 1:21.729

1	2:06.473	55.656	140	28.707	158	42.110	227		18	1:22.592	25.884		22.307	218	34.401	237 245
2	1:34.257	31.116	170	25.979	165	37.162	222	219	19	1:33.808	26.715		23.579	219	43.514	246
3	1:29.250	30.155	179	23.237	214	35.858	236	220	20	4:21.037	3:20.924		24.294	219	35.819	239
4	1:28.158	28.692	180	23.125	214	36.341	234	242	21	1:24.124	26.768		22.630	222	34.726	239 248
5	1:35.372	27.039	181	23.290	218	45.043		244	22	1:24.002	26.231		22.846	222	34.925	238 248
6	4:06.568	3:09.374	180	22.173	222	35.021	236		23	1:23.513				223	34.775	237 247
7	1:23.889	26.892	181	22.297	220	34.700	237	245	24	1:23.569	26.993	180	21.903	222	34.673	238 246
8	1:23.454	26.703	181	22.020	220	34.731	238	247	25	1:52.838	55.971	147	22.387	222	34.480	238 248
9	1:23.532	26.757	180	21.881	221	34.894	239	248	26	1:23.224	26.941	180	21.793	222	34.490	238 247
10	1:31.466	26.081		22.526	221	42.859		248	27	1:31.702	26.767	180	21.988	222	42.947	247
11	3:46.593	2:48.729		22.762	220	35.102	236		28	3:25.666	2:28.299	179	22.838	223	34.529	238



ADAC GT Masters



Lap analysis Free Practice 1

Provisional

DMSB Reg. Nr.: 276/13
Deutscher Motor Sport Bund e.V.

Lausitzring (short), Length: 3442 m

Air temperature: 20.5°C

Track temperature: 22.1°C

Weather condition: Dry

Friday 30.8.2013 08:00

Lap	Time	SE1	SP1	SE2	SP2	SE3	SP3	TSP	Lap	Time	SE1	SP1	SE2	SP2	SE3	SP3	TSP
12	1:23.627	26.338		22.693	221	34.596		246	29	1:22.741	26.518	181	21.913	224	34.310	239	247
13	1:22.839	25.783		22.463	221	34.593	235	247	30	1:22.299	26.353	181	21.704	223	34.242	239	248
14	1:22.764	25.842		22.389	221	34.533	238	246	31	1:22.518	26.260	181	21.936	222	34.322	238	248
15	1:33.646	26.014		22.672	222	44.960		248	32	1:22.601	26.467	181	21.764	222	34.370	239	248
16	4:32.700	3:34.519		23.470	219	34.711	235		33	1:35.776	27.438	179	22.378	210	45.960		248
17	1:23.070	25.984		22.519	221	34.567	236	244									

8 Robert Renauer, DEU/ Martin Ragginger, AUT

theoretical besttime: 1:20.799

1	2:28.892	1:25.358	157	25.269	200	38.265	234		17	1:24.177	26.744		22.709		34.724	238	246
2	1:25.881	28.288	180	22.563	219	35.030	237	244	18	1:22.688	25.952		22.282	222	34.454	238	247
3	1:24.090	27.636	181	21.912	222	34.542	238	247	19	1:23.336	26.215		22.506	221	34.615	238	248
4	1:22.496	26.706	183	21.643	224	34.147	238	248	20	1:22.934	25.759		22.470	222	34.705	238	248
5	1:27.908	26.203	183	21.720	222	39.985		248	21	1:29.869	26.934		22.526	222	40.409	239	247
6	5:00.821	3:56.577	181	21.807	200	42.437	237		22	1:22.273	25.802		22.368	223	34.103	239	248
7	1:22.040	26.410	181	21.599	222	34.031	238	247	23	1:32.221	26.903	177	22.266	221	43.052		248
8	1:21.796	26.345	183	21.464	223	33.987		248	24	5:49.575	4:52.453	178	22.157	220	34.965	238	
9	1:43.649	26.184	183	21.556	223	55.909		248	25	1:22.251	26.393	180	21.672	223	34.186	238	247
10	5:21.004	4:21.459		24.849	219	34.696	237		26	1:22.227	26.307	180	21.785	223	34.135	239	247
11	1:21.697	25.587		22.279	221	33.831	238	247	27	1:22.412	26.255	180	21.817		34.340	239	248
12	1:21.713	25.504		22.238	223	33.971	238	248	28	1:22.190	26.279	180	21.730	223	34.181	239	248
13	1:21.516	25.545		22.054	223	33.917	238	247	29	1:22.253	26.208	179	21.747	222	34.298	238	248
14	1:21.840	25.553		22.144	223	34.143	238	248	30	1:22.367	26.351	180	21.661	224	34.355	239	248
15	1:31.510	26.009		22.433	222	43.068		248	31	1:35.241	26.801	178	22.692	219	45.748		248
16	6:04.513	5:04.482		24.229	218	35.802	237										

9 Rene Bourdeaux, DEU/ Alfred Renauer, DEU

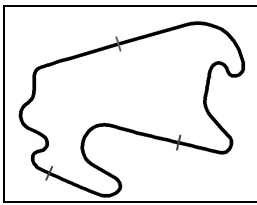
theoretical besttime: 1:21.479

1	2:42.714	1:19.860	101	34.942	111	47.912	182		17	3:14.520	2:17.378		22.576	223	34.566	239	
2	1:35.591	32.909	159	25.353	201	37.329	237	201	18	1:23.332	26.287		22.623	223	34.422	239	249
3	1:29.639	28.169	179	24.576	206	36.894	233	247	19	1:24.484	26.944		22.821	223	34.719		249
4	1:26.225	27.786	182	22.905	220	35.534	237	245	20	1:22.396	25.984		22.347	225	34.065	243	250
5	1:24.919	27.226	180	22.843	221	34.850	239	248	21	1:22.830	26.114		22.497	225	34.219	253	
6	1:24.386	27.180	182	22.237	221	34.969	239	249	22	1:31.452	25.985		22.479	225	42.988		252
7	1:26.755	26.963	182	22.574	220	37.218		249	23	7:32.965	6:35.583	177	22.489	221	34.893	238	
8	5:29.390	4:30.165	169	23.277	202	35.948	240		24	1:22.307	26.447	179	21.684	224	34.176	239	248
9	1:23.893	26.313		22.733	223	34.847	239	249	25	1:23.684	27.497	180	21.806	224	34.381	239	249
10	1:41.358	26.204		22.748	221	52.406	238	249	26	1:22.504	26.580	180	21.665	224	34.259	240	249
11	1:23.888	26.286		22.979	222	34.623	239	248	27	1:23.195	27.131	181	22.001	223	34.063	240	250
12	1:27.254	26.274		22.773	222	38.207		249	28	1:22.017	26.504	181	21.504	224	34.009	239	249
13	6:06.295	5:07.832		23.742	221	34.721	240		29	1:21.909	26.184	181	21.656	224	34.069		249
14	1:23.031	26.282		22.555	223	34.194	241	250	30	1:22.155	26.468	181	21.696	224	33.991	239	249
15	1:22.926	26.103		22.383	224	34.440	239	250	31	1:35.314	27.916	174	23.010	221	44.388		249
16	1:32.249	26.181		23.046	222	43.022		249									

10 Maximilian Buhk, DEU/ Maximilian Götz, DEU

theoretical besttime: 1:21.006

1	2:53.132	1:47.175	156	27.210	192	38.747	229		18	1:26.676	26.080		22.480	223	38.116	238	247
2	1:29.736	30.249	134	23.980	218	35.507	238	228	19	1:22.581	25.685		22.285	223	34.611	239	248
3	1:24.415	27.282	181	22.009	222	35.124	238	249	20	1:22.900	26.167		22.236	224	34.497	239	250
4	1:23.818	26.836	182	21.994	224	34.988	238	248	21	1:22.213	25.637		22.283	225	34.293	240	249
5	1:23.001	26.546	182	21.975	222	34.480	238	248	22	1:35.665	25.912		25.286		44.467	238	250
6	1:22.968	26.498	181	21.858	221	34.612	239	249	23	1:22.263	25.744		22.209	223	34.310	239	249
7	1:22.502	26.482	182	21.863	223	34.157	239	249	24	1:22.032	25.593		22.134	225	34.305	240	250
8	1:30.802	26.536	182	21.911	222	42.355		249	25	1:32.080	26.651	179	22.209	224	43.220		251
9	7:27.487	6:22.939		25.563	184	38.985	237		26	5:05.886	4:06.601	176	21.947	223	37.338	238	
10	1:25.157	26.269		22.723		36.165	239	248	27	1:22.063	26.337	181	21.690	224	34.036	239	248
11	1:23.878	26.151		22.566	223	35.161	239	250	28	1:21.844	26.135	181	21.732	224	33.977	239	250
12	1:23.585	25.879		23.013	219	34.693	240	249	29	1:21.500	26.027	181	21.582	224	33.891	240	249
13	1:23.733	25.810		22.441	223	35.482	238	249	30	1:27.464	27.128	157	23.868	174	36.468	239	250
14	1:22.714	25.850		22.404	223	34.460	239	249	31	1:22.353	26.375	181	21.795	223	34.183	240	
15	1:22.664	25.796		22.370	223	34.498	239	249	32	1:21.666	26.202	181	21.542	224	33.922	240	250
16	1:34.790	25.970		22.518	222	46.302		250	33	1:21.593	26.097	182	21.625	224	33.871	240	250
17	4:40.299	3:33.748		28.610	132	37.941	237		34	1:30.155	26.613	181	21.666	220	41.876		250



ADAC GT Masters

Lap analysis Free Practice 1

Provisional



Lausitzring (short), Length: 3442 m

Air temperature: 20.5°C

Track temperature: 22.1°C

Weather condition: Dry



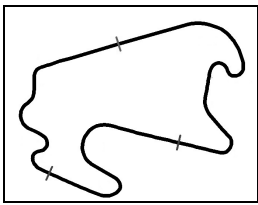
Reg. Nr.: 276/13

Friday 30.8.2013 08:00

Lap	Time	SE1	SP1	SE2	SP2	SE3	SP3	TSP	Lap	Time	SE1	SP1	SE2	SP2	SE3	SP3	TSP
11 Sergey Afanasiev, RUS/ Andreas Simonsen, SWE									theoretical besttime: 1:21.316								
1	2:13.278	1:11.220	162	25.254	214	36.804	235		19	1:22.346	25.636		22.325		34.385	239	248
2	1:25.619	27.657	182	22.294	220	35.668	237	245	20	1:22.210	25.901		22.261	224	34.048	239	248
3	1:24.789	27.182	181	22.227	220	35.380	237	247	21	1:22.569	25.867		22.558	222	34.144	240	249
4	1:23.797	26.734	182	22.159	222	34.904	237	247	22	1:22.623	26.281		22.353	224	33.989		250
5	1:23.136	26.540	182	21.841	221	34.755	238	248	23	1:32.983	26.626		22.379	224	43.978		249
6	1:23.426	26.424	183	22.298	222	34.704	237	248	24	6:23.789				221	34.769	239	
7	1:31.349	27.403	182	22.202	221	41.744		248	25	1:23.273	27.062	181	21.784	223	34.427	240	
8	3:25.269	2:23.188	183	24.036	162	38.045	237		26	1:24.309	26.780	180	22.562	211	34.967	239	250
9	1:27.026	28.451	183	22.401	222	36.174	238	247	27	1:23.137	26.597	182	21.970	223	34.570	240	250
10	1:25.534	27.559	183	22.136	222	35.839	239	249	28	1:23.144	26.710	182	21.880	224	34.554	239	250
11	1:25.804	27.604		22.939	224	35.261	240	249	29	1:23.108	26.718	181	21.924	223	34.466	240	249
12	1:25.204	27.322		22.783	223	35.099	239	251	30	1:22.528	26.551	182	21.733	223	34.244	240	249
13	1:24.162	26.556		22.703	222	34.903	240	249	31	1:25.515	28.960	182	21.882	224	34.673	240	249
14	1:23.713	26.428		22.585	223	34.700	239	250	32	1:22.636	26.592	181	21.815	223	34.229	241	250
15	1:26.149	26.810		23.933	224	35.406	239	249	33	1:22.812	26.634	181	21.695	224	34.483	241	251
16	1:31.958	26.497		22.934	221	42.527		250	34	1:23.253	26.788	180	21.761	225	34.704	241	251
17	4:28.934	3:29.947		23.381	219	35.606	236		35	1:23.019	26.828	182	21.691	224	34.500	241	251
18	1:22.888	25.939		22.521	222	34.428	237	246	36	1:30.689	26.657	181	21.974	222	42.058		251

Lap	Time	SE1	SP1	SE2	SP2	SE3	SP3	TSP	Lap	Time	SE1	SP1	SE2	SP2	SE3	SP3	TSP
12 Simon Knap, NLD/ Jeroen den Boer, NLD									theoretical besttime: 1:21.565								
1	2:46.403	1:34.566	113	31.748	137	40.089	226		18	1:22.425	25.615		22.286	218	34.524	232	240
2	1:27.529	28.531	174	23.271	214	35.727	230	233	19	1:23.296	25.855		22.951	219	34.490	232	241
3	1:24.436	27.084	179	22.274	217	35.078	232	236	20	1:30.491	25.748		22.255	220	42.488		242
4	1:23.168	26.473	180	22.053	218	34.642	232	241	21	4:46.565	3:46.707		23.269	217	36.589	232	
5	1:22.646	26.227	179	21.798	218	34.621	233	242	22	1:23.200	26.114		22.433	220	34.653	234	242
6	1:23.149	26.264	177	21.945	218	34.940	233	242	23	1:23.077	25.854		22.595	220	34.628	233	241
7	1:22.942	26.324	178	22.066	218	34.552	232	242	24	1:23.248	26.537	178	22.187	218	34.524	233	240
8	1:31.161	26.300	178	21.845	218	43.016		241	25	1:22.969	26.507	177	21.970	218	34.492	232	241
9	4:40.288	3:42.834	178	21.942	218	35.512	232		26	1:22.815	26.487	177	21.780	221	34.548	233	241
10	1:22.816	25.806		22.433		34.577	232	240	27	1:22.384	26.286	177	21.739	219	34.359	233	240
11	1:22.487	25.715		22.360	219	34.412	233	242	28	1:22.619	26.317	178	21.692	220	34.610	233	242
12	1:22.746	25.571		22.752	219	34.423	234	243	29	1:30.841	26.385	178	21.819	220	42.637		242
13	1:23.156	25.734		22.561	221	34.861	232	243	30	3:36.092	2:38.240	174	22.161	220	35.691	233	
14	1:22.759	25.563		22.687	215	34.509	233	242	31	1:23.620	27.097	176	21.988	220	34.535	234	242
15	1:30.898	25.607		22.389	220	42.902		243	32	1:22.618	26.532	176	21.771	221	34.315	234	243
16	5:39.900	4:42.997		22.334	217	34.569	232		33	1:22.748	26.686	176	21.687	220	34.375	234	242
17	1:22.793	25.669		22.355	218	34.769	233	240	34	1:34.433	27.025	177	22.198	220	45.210		241

Lap	Time	SE1	SP1	SE2	SP2	SE3	SP3	TSP	Lap	Time	SE1	SP1	SE2	SP2	SE3	SP3	TSP
14 Frank Kechele, DEU/ Dominik Schwager, BEL									theoretical besttime: 1:21.796								
1	4:23.036	3:08.797	108	29.937	124	44.302	189		17	1:23.604	26.324		22.622	223	34.658	237	246
2	1:33.084	31.859	174	24.293	213	36.932	233	197	18	1:23.784	26.360		22.855	221	34.569	237	247
3	1:26.229				217	35.407	235	244	19	1:22.959	26.070		22.294	221	34.595	237	246
4	1:25.640				158	35.703	237	244	20	1:31.453	27.277		22.805	221	41.371		246
5	1:27.319				219	34.830	236	246	21	6:36.680	5:39.423	176	22.447	221	34.810	237	
6	1:24.746	27.134	175	22.720	220	34.892	237	247	22	1:23.366	26.874	179	21.923	221	34.569	238	247
7	1:23.343				220	34.802	236	245	23	1:23.184	26.780	175	21.992	222	34.412	236	246
8	1:30.715	26.590	183	22.103	219	42.022		246	24	1:30.751	26.997	178	21.994	220	41.760		247
9	5:23.221	4:23.476		23.664	219	36.081	238		25	3:04.137	2:07.493	178	22.061		34.583	237	
10	1:23.183	26.101		22.519	221	34.563	238	247	26	1:29.430	26.718	179	21.872	221	40.840		247
11	1:26.296	25.999		22.621	222	37.676	238	247	27	2:36.553	1:36.433	174	24.094	171	36.026	238	
12	1:23.233	26.064		22.470	221	34.699	238	248	28	1:22.821	26.778	180	21.791	222	34.252	240	247
13	1:31.124	25.915		22.829	222	42.380		248	29	1:23.001	26.586	178	21.778	221	34.637	239	248
14	4:33.404	3:33.505		24.225	220	35.674	238		30	1:22.484	26.596	181	21.629	222	34.259	237	247
15	1:25.922	26.886		23.050	182	35.986	237	246	31	1:31.901	27.876	180	22.061	221	41.964		247
16	1:23.242	26.133		22.430	222	34.679	237	246									



ADAC GT Masters



Lap analysis Free Practice 1

Provisional

DMSB Reg. Nr.: 276/13
Deutscher Motor Sport Bund e.V.

Friday 30.8.2013 08:00

Lausitzring (short), Length: 3442 m

Air temperature: 20.5°C

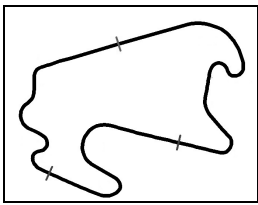
Track temperature: 22.1°C

Weather condition: Dry

Lap	Time	SE1	SP1	SE2	SP2	SE3	SP3	TSP	Lap	Time	SE1	SP1	SE2	SP2	SE3	SP3	TSP
16 Philip Geipel, DEU/ Frank Schmickler, DEU									theoretical besttime: 1:21.361								
1	1:50.031				152	40.627			18	1:22.483	25.959		22.163	217	34.361	229	242
2	1:27.677				214	35.949	228	233	19	1:22.112	25.609		22.072	220	34.431	231	239
3	1:24.588				217	35.173	231	241	20	1:31.019	26.793		22.423	219	41.803		245
4	1:23.790				215	35.007	230	244	21	3:18.716	2:16.003		24.094	208	38.619	228	
5	1:24.590				219	34.917	233	243	22	1:24.756	26.964		22.634	217	35.158	231	241
6	1:32.543				217	43.479		244	23	1:23.592	26.362		22.573		34.657	231	239
7	4:52.828				217	34.887	228		24	1:23.324	26.992	176	21.790	218	34.542	232	239
8	1:22.705				216	34.681	228	242	25	1:22.900	26.663	176	21.758	218	34.479	232	244
9	1:30.466				218	42.267		241	26	1:23.225	26.777	175	21.836	218	34.612	231	243
10	3:47.185	2:50.010		22.297	218	34.878	228		27	1:23.484	26.794	176	22.134	218	34.556	230	244
11	1:22.968	26.005		22.299	219	34.664	231	243	28	1:33.856	26.641	176	22.519	216	44.696		241
12	1:31.264	25.785		22.477	216	43.002		242	29	3:37.717	2:41.312	174	21.903	216	34.502	231	
13	3:28.802	2:31.623		22.369	217	34.810	230		30	1:22.560	26.481	177	21.681	219	34.398	232	246
14	1:22.694	25.744		22.205	220	34.745	229	241	31	1:24.697	27.717	145	22.360	217	34.620	231	239
15	1:32.468	26.445		22.809	219	43.214		244	32	1:22.395	26.292	177	21.849	218	34.254	232	246
16	2:42.886	1:40.581		25.756	160	36.549	228		33	1:22.208	26.456	176	21.515	220	34.237	232	245
17	1:23.438	26.350		22.249		34.839	231	238	34	1:32.596	28.305	175	21.913	220	42.378		243

Lap	Time	SE1	SP1	SE2	SP2	SE3	SP3	TSP	Lap	Time	SE1	SP1	SE2	SP2	SE3	SP3	TSP
17 Remo Lips, CHE/ Lennart Marioneck, DEU									theoretical besttime: 1:22.533								
1	2:50.634	1:37.164	138	30.651	151	42.819	201		17	3:58.235	2:56.169		24.345	225	37.721	239	
2	1:40.221	34.487	148	25.423	149	40.311	203	191	18	1:27.224	26.965		24.338	226	35.921	227	248
3	1:38.565	31.745	141	26.245	157	40.575	239	206	19	1:26.585	27.236		23.599	219	35.750	244	238
4	1:27.306				219	36.034	240	250	20	1:46.201	46.523		24.252	227	35.426	231	254
5	1:25.705				222	35.604	240	251	21	1:32.762	26.736		22.963	215	43.063		240
6	1:34.893				210	44.678		251	22	4:37.942	3:39.681		23.184	225	35.077	244	
7	3:37.270				221	35.576	242		23	1:25.991	26.804		23.389	221	35.798	244	255
8	1:24.501				222	34.858	243	253	24	1:26.440	26.498		22.933	222	37.009	224	255
9	1:24.241				225	35.068	245	254	25	1:29.143	30.125	166	23.309	216	35.709	243	231
10	1:24.148	26.412	1	22.825	225	34.911	243	254	26	1:26.149	27.511	178	22.868	214	35.770	243	253
11	1:23.904	26.344		22.888	225	34.672	243	254	27	1:25.082	27.243	180	22.458	222	35.381	243	251
12	1:23.444	26.129		22.621	226	34.694	242	253	28	1:31.439	27.129	178	22.547	221	41.763		254
13	1:23.651	26.163		22.961	225	34.527	243	253	29	7:00.405	6:03.388	182	22.303	226	34.714	244	
14	1:23.964	26.213		23.030	221	34.721	243	253	30	1:25.276	27.290	184	22.914	223	35.072	244	
15	1:23.134	26.220		22.619	227	34.295	244	254	31	1:24.208	26.927	184	22.109	227	35.172	244	254
16	1:39.477	26.566		25.790	171	47.121		254	32	1:31.939	27.627	184	22.083	227	42.229		255

Lap	Time	SE1	SP1	SE2	SP2	SE3	SP3	TSP	Lap	Time	SE1	SP1	SE2	SP2	SE3	SP3	TSP
18 Toni Seiler, CHE/ Mike Parisy, FRA									theoretical besttime: 1:21.962								
1	2:56.783	1:45.383	99	29.568	162	41.832	233		19	1:33.343	26.079		22.443	228	44.821		257
2	1:33.996	30.504	165	24.415	173	39.077	235	218	20	3:10.429	2:12.084		22.514	228	35.831	245	
3	1:30.238	28.346	183	24.285	182	37.607	243	248	21	1:23.588	26.458		22.617	227	34.513	244	255
4	1:28.461				178	37.299	240	254	22	1:22.599	26.059		22.265	228	34.275	245	
5	1:33.735				198	40.796	225	246	23	1:24.321	26.402		22.930	225	34.989	246	256
6	1:38.321				212	47.018		240	24	1:22.501	25.947		22.526	229	34.028	245	256
7	2:59.679	2:00.643	185	23.900	223	35.136	244		25	1:22.482	26.212		22.304	229	33.966	245	257
8	1:24.166	27.432	177	22.108	226	34.626	245	254	26	1:34.868	28.008	182	22.272	226	44.588		257
9	1:23.254				227	34.670		255	27	3:52.761	2:55.109	177	22.419	226	35.233	245	
10	1:23.010	25.979	1	22.420	227	34.611	1	256	28	1:25.821	27.461	184	22.865	206	35.495	223	257
11	1:23.129	25.954		22.600	227	34.575	246	256	29	1:24.586	27.742	184	22.282	227	34.562	246	215
12	1:33.801	26.609		22.556	227	44.636		256	30	1:23.457	26.715	185	22.280	225	34.462	245	257
13	5:06.876	4:02.625		26.165	182	38.086	243		31	1:23.722	26.939	184	22.074	227	34.709	246	257
14	1:27.080	27.381		23.238	227	36.461	244	253	32	1:23.500	27.075	183	22.049	227	34.376	246	257
15	1:24.405	26.535		23.044	228	34.826		255	33	1:23.752	26.974	186	22.270	227	34.508	247	257
16	1:23.438	26.516		22.668	227	34.254	245	255	34	1:23.588	26.964	183	22.287	227	34.337	246	257
17	1:23.607	26.405		22.749	229	34.453	245	257	35	1:38.290	26.647	185	22.154	227	49.489		258
18	1:22.830	26.199		22.502	227	34.129	246	256									



ADAC GT Masters

Lap analysis Free Practice 1

Provisional



Lausitzring (short), Length: 3442 m

Air temperature: 20.5°C

Track temperature: 22.1°C

Weather condition: Dry

DMSB Reg. Nr.: 276/13
Deutscher Motor Sport Bund e.V.

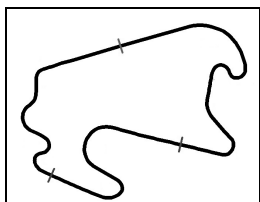
Friday 30.8.2013 08:00

Lap	Time	SE1	SP1	SE2	SP2	SE3	SP3	TSP	Lap	Time	SE1	SP1	SE2	SP2	SE3	SP3	TSP
19 Claudia Hürtgen, DEU/ Dominik Baumann, AUT									theoretical besttime: 1:20.957								
1	1:45.757	42.124	149	25.998	210	37.635	230		17	1:22.542	25.583		22.289	223	34.670	234	245
2	1:26.398	28.473	178	22.362	217	35.563	233	239	18	1:22.759	25.641		22.459	223	34.659	235	245
3	1:25.337	28.151	180	22.171	218	35.015	234	240	19	1:31.670	26.264		22.648	219	42.758		245
4	1:25.945	27.262	179	22.740	186	35.943	233	243	20	5:25.843	4:25.789		24.931	218	35.123	233	
5	1:23.129	26.595	180	21.994	222	34.540	236	244	21	1:23.698	26.235		22.578	223	34.885	234	244
6	1:22.899	26.562	182	21.840	219	34.497	237	247	22	1:22.740	25.858		22.357	223	34.525	236	243
7	1:22.656	26.665	182	21.593	221	34.398	235	246	23	1:21.968	25.535		22.144	223	34.289	237	246
8	1:22.143	26.415	179	21.695	223	34.033	235	246	24	1:30.055	26.372	179	22.115	220	41.568		247
9	1:33.906	27.119	180	22.020	220	44.767		245	25	5:00.349	4:01.314	159	22.902	221	36.133	233	
10	5:40.346	4:43.174		22.673	219	34.499	235		26	1:22.316	26.295	178	21.584	224	34.437	235	244
11	1:22.663	25.881		22.399	222	34.383	235	246	27	1:22.030	26.180	178	21.502	223	34.348	235	243
12	1:22.368	25.769		22.277	222	34.322	235	244	28	1:28.957	26.138	179	21.517	224	41.302		243
13	1:22.209	25.755		22.281	222	34.173	235	244	29	3:36.419	2:34.513	131	27.016	207	34.890	235	
14	1:22.080	25.551		22.245	223	34.284	235	245	30	1:22.538	26.504	177	21.621	223	34.413	237	243
15	1:29.359	25.422		22.227	221	41.710		243	31	1:22.472	26.073	178	21.791	223	34.608	235	245
16	4:29.638	3:32.731		22.480	220	34.427	235		32	1:31.650	26.537	176	21.526	222	43.587		246

20 Max Sandritter, DEU/ Jörg Müller, DEU									theoretical besttime: 1:22.346								
1	1:44.461	40.369	155	25.906	207	38.186	227		13	20:50.390	19:50.438		23.412	217	36.540	232	
2	1:29.376	30.248	176	23.106	218	36.022	231	237	14	1:24.271	26.970	176	22.179	220	35.122	233	243
3	1:26.237	27.714	175	22.930	216	35.593	234	240	15	1:23.683	27.087	177	21.927	220	34.669	234	242
4	1:24.507	27.148	179	22.082	216	35.277	233	244	16	1:23.341	26.690	178	21.655	221	34.996	243	
5	1:24.332	26.698	180	22.048	219	35.586	234	245	17	1:23.041	26.567	178	21.749	219	34.725	233	242
6	1:23.355	26.714	180	21.798	220	34.843	233	243	18	1:23.553	26.475	179	21.735	221	35.343	233	244
7	1:40.427	28.516	180	22.155	218	49.756		243	19	1:30.804	26.633	178	21.813	221	42.358		243
8	6:58.504	6:01.361		21.974	218	35.169	232		20	3:24.696	2:27.484	175	22.072	219	35.140	233	
9	1:23.862	26.157		22.522	218	35.183	233	242	21	1:23.586	26.632	178	22.124	220	34.830	233	243
10	1:24.324	26.928		22.632	219	34.764	234	243	22	1:23.443	26.721	178	21.897	219	34.825	234	243
11	1:22.994	26.033		22.303	223	34.658	234	246	23	1:23.253	26.641	178	21.930	220	34.682	233	243
12	1:32.307	26.543		23.053	220	42.711		244	24	1:34.841	30.515	172	22.182	220	42.144		218

22 Roland Rehfeld, DEU/ Carsten Seifert, DEU									theoretical besttime: 1:23.482								
1	2:24.243	1:12.743	142	29.423	152	42.077	225		16	1:30.164	28.941		24.122	213	37.101	232	240
2	1:49.798	32.406	134	25.842		51.550		206	17	1:27.065	27.433		23.726	217	35.906	231	241
3	4:27.255	3:26.880	174	24.254	214	36.121	232		18	1:26.349	27.198		23.254	218	35.897	233	240
4	1:25.769	27.885	178	22.751	215	35.133	231	242	19	1:25.688	26.679		23.106	217	35.903	234	242
5	1:25.839	27.407	177	22.415	218	36.017	224	241	20	1:25.591	26.724		23.095	217	35.772	233	243
6	1:34.621	30.421	177	22.699	216	41.501		233	21	1:38.387	29.504	119	24.478	215	44.405		232
7	4:59.134	4:00.053		23.285	216	35.796			22	4:29.289	3:25.725	114	26.077	203	37.487	234	
8	1:25.394	27.260		23.042	218	35.092	1	239	23	1:26.835	28.674	176	22.643	217	35.518	230	243
9	1:24.765	26.934		23.012	218	34.819	230	240	24	1:24.489	27.123	178	22.209	219	35.157	233	241
10	1:24.472	26.620		23.006	217	34.846	233	241	25	1:24.602	27.183	178	22.238	219	35.181	232	240
11	1:24.365	26.674		22.775	219	34.916	230	241	26	1:25.371	27.355	177	22.949	218	35.067	233	241
12	1:34.963	27.727		23.317	215	43.919		240	27	1:25.231	27.225	179	22.634	189	35.372	233	243
13	5:42.413	4:43.420		23.166	216	35.827	231		28	1:24.988	27.156	177	22.364	218	35.468	234	241
14	1:31.878	26.649		22.847	216	42.382		240	29	1:24.311	27.206	178	22.043	220	35.062	232	243
15	5:07.074	4:03.250		25.623	205	38.201	231		30	1:39.148	29.554	165	23.464	201	46.130		239

26 Rahel Frey, CHE/ Christopher Haase, DEU									theoretical besttime: 1:21.375								
1	1:48.664	44.216	169	25.618	187	38.830	229		20	3:04.636	2:01.102		25.243		38.291	201	
2	1:26.153	28.141	176	22.409	216	35.603	232	239	21	1:25.358	27.128		22.780	217	35.450	234	218
3	1:23.749	26.977	180	21.994	218	34.778	234	243	22	1:27.378	27.603		24.305	216	35.470	235	244
4	1:23.320	26.701	180	22.043	217	34.576	235	244	23	1:23.326	26.164		22.389	221	34.773	237	245
5	1:23.517	27.133	180	22.025	215	34.359	233	245	24	1:27.199	27.049		23.491	166	36.659	236	246
6	1:22.818	26.428	181	21.738	219	34.652	237	243	25	1:23.220	26.237		22.357	220	34.626	236	245
7	1:22.900	26.788	181	21.614	220	34.498	235	247	26	1:23.092	26.108		22.298	220	34.686	236	246
8	1:22.255	26.377	178	21.629	220	34.249	235	245	27	1:25.539	26.563		23.154	217	35.822	235	245
9	1:30.276	26.470	180	21.655	220	42.151		245	28	1:23.015	26.083		22.422	221	34.510	236	244
10	4:09.505	3:08.522	177	21.821	219	39.162	232		29	1:33.167	26.598	179	22.517	184	44.052		246



ADAC GT Masters

Lap analysis Free Practice 1



Provisional

Lausitzring (short), Length: 3442 m

Air temperature: 20.5°C

Track temperature: 22.1°C

Weather condition: Dry

DMSB Reg. Nr.: 276/13
Deutscher Motor Sport Bund e.V.

Friday 30.8.2013 08:00

Lap	Time	SE1	SP1	SE2	SP2	SE3	SP3	TSP	Lap	Time	SE1	SP1	SE2	SP2	SE3	SP3	TSP
11	1:22.261	25.568		22.270	219	34.423	233	243	30	4:33.915	3:34.735	158	23.229	215	35.951	234	
12	1:23.501	25.700		22.635	218	35.166	234	243	31	1:23.212	26.627	178	21.771	220	34.814	235	244
13	1:22.612	25.823		22.415	221	34.374	235	243	32	1:22.745	26.509	179	21.782	220	34.454	237	245
14	1:22.360	25.680		22.232	221	34.448	233	245	33	1:22.477	26.346	179	21.706	221	34.425	237	246
15	1:22.518	25.796		22.446	220	34.276	234	243	34	1:30.180	26.336	179	21.897	220	41.947		246
16	1:22.034	25.654		22.187	220	34.193	235	244	35	3:03.169	1:58.459	164	27.444	188	37.266	235	
17	1:22.512	25.775		22.457	218	34.280	234	245	36	1:23.039	26.669	179	21.700	220	34.670	236	245
18	1:22.197	25.657		22.274	222	34.266	232	244	37	1:35.887	26.794	177	24.717		44.376		246
19	1:31.549	26.363		22.484	221	42.702		241									

27 Rene Rast, DEU/ Christopher Mies, DEU

theoretical besttime: 1:20.999

1	1:53.996	46.460	137	28.096	153	39.440			20	3:37.507	2:37.942		24.422	218	35.143	234	
2	1:25.664	28.162	177	22.390	216	35.112	232	235	21	1:23.413	26.239		22.591	219	34.583	234	243
3	1:23.706	26.995	178	21.790	218	34.921	233	242	22	1:23.150	26.447		22.387	219	34.316	234	243
4	1:23.126	26.579	178	21.749	218	34.798	233	243	23	1:22.804	25.862		22.225	221	34.717	235	244
5	1:23.406	26.641	180	21.906	219	34.859	235	243	24	1:27.097	25.805		22.358	219	38.934	234	244
6	1:23.058	26.845	179	21.681	218	34.532	234	245	25	1:22.029	25.580		22.324	220	34.125	234	243
7	1:22.791	26.388	178	21.914	219	34.489	233	244	26	1:21.795	25.553		22.198	220	34.044	234	243
8	1:30.553	26.852	177	21.912	217	41.789		244	27	1:21.947	26.176	179	21.585		34.186	234	244
9	3:46.181	2:49.167	177	21.727	217	35.287	232		28	1:24.213	26.118	178	21.545	220	36.550		243
10	1:23.222	27.051	178	21.650	218	34.521	231	242	29	2:58.650	2:01.032	109	23.068	219	34.550	234	
11	1:22.287	25.571		22.426	217	34.290	231	241	30	1:21.992	26.044	178	21.544	220	34.404	235	244
12	1:28.692	25.654		22.136	218	40.902		240	31	1:22.567	26.379	178	21.768	220	34.420	234	244
13	3:42.920	2:43.661		23.753	212	35.506	231		32	1:21.576	25.998	179	21.499	220	34.079	234	243
14	1:22.159	25.910		22.130	219	34.119	232	240	33	1:22.555	26.345	179	21.738	221	34.472	235	243
15	1:21.637	25.571		22.042	219	34.024	232	241	34	1:21.727	25.951	178	21.613	220	34.163	235	244
16	1:21.711	25.476		22.073	220	34.162	234	241	35	1:21.848	26.126	179	21.563	220	34.159	234	244
17	1:22.177	25.666		22.251	219	34.260	233	244	36	1:22.241	26.233	177	21.669	220	34.339	234	244
18	1:21.859	25.486		22.116	221	34.257	232	242	37	1:29.365	26.259	177	21.510	221	41.596		244
19	1:39.893	35.587		23.221	220	41.085		240									

28 Christer Jöns, DEU/ Markus Winkelhock, DEU

theoretical besttime: 1:21.269

1	1:55.475	50.428	163	25.419	200	39.628	228		18	3:29.563	2:31.396		22.902	217	35.265	231	
2	1:26.107	28.039	177	22.603	217	35.465	231		19	1:22.748	26.109		22.297	218	34.342		241
3	1:23.614	26.992	179	22.066	219	34.556	233	241	20	1:24.235	26.203		22.517	219	35.515	233	242
4	1:23.185	26.440	180	21.945	219	34.800	232	243	21	1:22.934	26.085		22.374	219	34.475	232	242
5	1:23.219	26.413	181	22.095	218	34.711	233	242	22	1:33.906	25.780		22.725	215	45.401		242
6	1:23.885	26.926	177	21.869	219	35.090	233	243	23	4:50.216	3:50.140	168	23.471	215	36.605	229	
7	1:32.043	26.325	180	22.042	219	43.676		242	24	1:25.049	28.070	174	22.351	216	34.628	231	238
8	5:33.879	4:36.542	177	22.334	217	35.003	231		25	1:22.473	26.520	176	21.781	219	34.172		240
9	1:22.981	26.371	180	21.777	218	34.833	232	240	26	1:22.125	26.501	176	21.475	220	34.149	233	242
10	1:22.957	25.885		22.422	217	34.650	232	241	27	1:22.166	26.317	177	21.706	220	34.143	232	242
11	1:23.114	25.967		22.377	218	34.770	231	241	28	1:21.983	26.230	178	21.532	220	34.221	232	242
12	1:26.569	25.930		24.125	216	36.514	233	241	29	1:21.886	26.218	178	21.574	220	34.094	233	242
13	1:30.914	25.905		22.453	218	42.556		242	30	1:21.933	26.304	177	21.483	219	34.146	233	242
14	5:29.809	4:32.123		22.464	219	35.222	231		31	1:24.440	26.278	178	21.572		36.590		242
15	1:22.716	25.732		22.248	218	34.736	230	240	32	1:21.707	26.034	178	21.591	220	34.082	233	242
16	1:22.733	26.006		22.230	218	34.497	230	240	33	1:22.247	26.381	176	21.502	220	34.364	232	242
17	1:31.639	25.712		23.043	203	42.884		240	34	1:32.188	27.475	175	21.980	219	42.733		242

100 Daniel Dobitsch, AUT/ Aditya Patel, IND

theoretical besttime: 1:21.069

1	2:03.019	48.741	134	31.435	173	42.843	223		18	1:23.739	26.452		22.585	219	34.702	233	242
2	1:37.318	32.810	175	25.155	209	39.353	233	217	19	1:22.410	25.791		22.220	220	34.399	235	242
3	1:30.936	28.867	180	23.077	218	38.992	222	243	20	1:58.801	1:00.187		23.372	220	35.242	235	244
4	1:30.813	28.638	180	24.122	199	38.053	235	235	21	1:22.541	25.859		22.297	220	34.385	235	244
5	1:23.943	27.056	181	22.124	221	34.763	235	244	22	1:22.913	25.978		22.576	220	34.359	235	245
6	1:36.114	26.902	181	22.529	218	46.683		244	23	1:29.970	26.067		22.638	219	41.265		244
7	3:44.813	2:46.108	178	23.071	218	35.634	234		24	5:40.052	4:43.771	173	21.929	219	34.352	235	
8	1:23.565	26.736	180	22.018	220	34.811	235	244	25	1:22.857	26.608	179	21.947	219	34.302	235	244
9	1:23.056	26.617	182	21.869	220	34.570	235	244	26	1:30.052	26.339	179	22.262	218	41.451		245
10	1:22.597				219	34.424	236	244	27	2:34.465	1:35.702	172	23.567	215	35.196	232	



ADAC GT Masters

Lap analysis Free Practice 1

Provisional



Lausitzring (short), Length: 3442 m

Air temperature: 20.5°C

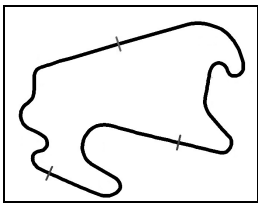
Track temperature: 22.1°C

Weather condition: Dry

DMSB Reg. Nr.: 276/13
Deutscher Motor Sport Bund e.V.

Friday 30.8.2013 08:00

Lap	Time	SE1	SP1	SE2	SP2	SE3	SP3	TSP	Lap	Time	SE1	SP1	SE2	SP2	SE3	SP3	TSP
11	1:22.366	25.815		22.277	221	34.274	236	246	28	1:22.508	26.587	178	21.760	220	34.161		243
12	1:33.286	27.176		22.643	221	43.467		246	29	1:22.133	26.182	178	21.798	221	34.153	236	243
13	4:52.996	3:54.550		23.657		34.789			30	1:22.449	26.426	179	21.846	221	34.177	235	246
14	1:22.173	25.586		22.379	220	34.208	235	243	31	1:21.677	26.183	179	21.487	221	34.007	235	245
15	1:21.973	25.575		22.152		34.246	236	244	32	1:21.958	26.311	178	21.622	220	34.025	235	
16	1:56.696	42.583		27.570	203	46.543		245	33	1:34.807	31.357	179	21.725	220	41.725		245
17	3:49.229	2:50.422		23.248	217	35.559	232										



ADAC GT Masters

Vmax list Free Practice 1

Provisional



Lausitzring (short), Length: 3442 m

Air temperature: 20.5°C

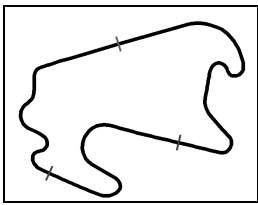
Track temperature: 22.1°C

Weather condition: Dry

DMSB Reg. Nr.: 276/13
Deutscher Motor Sport Bund e.V.

Friday 30.8.2013 08:00

Nr	Team, Car, Driver, Nat	Top speed
18	Callaway Competition, Corvette Z06.R GT3 Seiler Toni , CHE Parisy Mike , FRA	257,51 km/h
3	Callaway Competition, Corvette Z06.R GT3 Wirth Andreas , DEU Hohenadel Christian , DEU	256,47 km/h
2	Callaway Competition, Corvette Z06.R GT3 Alessi Diego , ITA Keilwitz Daniel , DEU	256,41 km/h
17	Callaway Competition, Corvette Z06.R GT3 Lips Remo , CHE Marioneck Lennart , DEU	255,08 km/h
9	Tonino powered by Herberth Motorsport, Porsche 911 GT3 Bourdeaux Rene , DEU Renauer Alfred , DEU	253,22 km/h
11	Polarweiss Racing, Mercedes Benz SLS AMG GT3 Afanasiev Sergey , RUS Simonsen Andreas , SWE	251,10 km/h
10	Polarweiss Racing, Mercedes Benz SLS AMG GT3 Buhk Maximilian , DEU Götz Maximilian , DEU	250,75 km/h
6	Farnbacher Racing, Porsche 911 GT3 R Farnbacher Mario , DEU Frommenwiler Philipp , CHE	248,68 km/h
4	Team GW-Schütz, Porsche 911 GT3 R Engelhart Christian , DEU Armindo Nicolas , FRA	248,62 km/h
7	Farnbacher Racing, Porsche 911 GT3 R Aeberhard Jürg , CHE Jahn David , DEU	248,39 km/h
8	Tonino powered by Herberth Motorsport, Porsche 911 GT3 Renauer Robert , DEU Ragginger Martin , AUT	248,28 km/h
5	Farnbacher Racing, Porsche 911 GT3 R Nielsen Christina , DNK Tandy Nick , FRA	248,22 km/h
14	Lambda Performance, Ford GT GT3 Kechele Frank , DEU Schwager Dominik , BEL	248,22 km/h
19	PIXUM Team Schubert, BMW Z4 GT3 Hürtgen Claudia , DEU Baumann Dominik , AUT	247,08 km/h



ADAC GT Masters

Vmax list Free Practice 1

Provisional



Lausitzring (short), Length: 3442 m

Air temperature: 20.5°C

Track temperature: 22.1°C

Weather condition: Dry

DMSB Reg. Nr.: 276/13
Deutscher Motor Sport Bund e.V.

Friday 30.8.2013 08:00

Nr	Team, Car, Driver, Nat	Top speed
26	Prosperia C. Abt Racing, Audi R8 LMS Ultra Frey Rahel , CHE Haase Christopher , DEU	246,58 km/h
1	MS RACING, Audi R8 LMS Ultra Asch Sebastian , DEU Stoll Florian , DEU	246,46 km/h
100	MS RACING, Audi R8 LMS Ultra Dobitsch Daniel , AUT Patel Aditya , IND	245,85 km/h
20	PIXUM Team Schubert, BMW Z4 GT3 Sandritter Max , DEU Müller Jörg , DEU	245,79 km/h
16	THE BOSS YACO Racing, Audi R8 LMS Ultra Geipel Philip , DEU Schmickler Frank , DEU	245,68 km/h
27	Prosperia C. Abt Racing, Audi R8 LMS Ultra Rast Rene , DEU Mies Christopher , DEU	245,06 km/h
12	DB Motorsport, BMW Z4 GT3 Knap Simon , NLD den Boer Jeroen , NLD	243,35 km/h
22	Team rhino's Leipert Motorsport, Lamborghini Gallardo FL Rehfeld Roland , DEU Seifert Carsten , DEU	243,08 km/h
28	Prosperia C. Abt Racing, Audi R8 LMS Ultra Jöns Christer , DEU Winkelhock Markus , DEU	242,92 km/h