

# Formel ADAC

## Result List Race 3



Provisional

Reg. Nr.: OSK-CR 17/2013

Amended  
11.8.2013 - 16:19

Red Bull Ring, Length: 4326 m

Air temperature: 28.1°C

Track temperature: 33.5°C

Weather condition: Dry

Sunday 11.8.2013 14:45

started : 20

classified : 18

not classified : 2

	Competitor Drivers	Sponsor Car	Laps	Total Time	Gap	Kph	Lap	Time	Kph
1	5 Lotus I.Dontje(NLD)	Formel ADAC power by Volkswagen	11	20:46.802		137,4	10	1:39.019	157,3
2	10 ADAC Berlin-Brandenburg e.V. K.Schramm(DEU)	Formel ADAC power by Volkswagen	11	20:47.222	0.420	137,4	10	1:38.748	157,7
3	9 ADAC Berlin-Brandenburg e.V. M.Günther(DEU)	Formel ADAC power by Volkswagen	11	20:47.564	0.762	137,3	10	1:38.609	157,9
4	7 Neuhauser Racing Team N.Beer(DEN)	Formel ADAC power by Volkswagen	11	20:47.989	1.187	137,3	10	1:38.924	157,4
5	17 Schiller Motorsport F.Schiller(DEU)	Formel ADAC power by Volkswagen	11	20:48.722	1.920	137,2	10	1:38.506	158,1
6	6 Neuhauser Racing Team M.Dienst(DEU)	ADAC Nordbaden e.V. Formel ADAC power by Volkswagen	11	20:49.593	2.791	137,1	11	1:39.237	156,9
7	8 Neuhauser Racing Team S.Riener(AUT)	Formel ADAC power by Volkswagen	11	20:50.352	3.550	137,0	11	1:39.198	157,0
8	26 Team KUG Motorsport R.Boschung(CHE)	Formel ADAC power by Volkswagen	11	20:50.628	3.826	137,0	10	1:39.137	157,1
9	16 Schiller-Motorsport J.Kremer(DEU)	Formel ADAC power by Volkswagen	11	20:50.925	4.123	136,9	11	1:38.453	158,2
10	2 Lotus C.O'Keeffe(RSA)	Formel ADAC power by Volkswagen	11	20:53.526	6.724	136,7	11	1:38.999	157,3
11	22 JBR Motorsport & Engineering GmbH B.Gentgen(DEU)	ADAC Nordrhein e.V. Formel ADAC power by Volkswagen	11	20:54.628	7.826	136,5	11	1:39.082	157,2
12	19 JBR Motorsport & Engineering GmbH K.Giersiepen(DEU)	ADAC Westfalen Team Sport Formel ADAC power by Volkswagen	11	20:57.397	10.595	136,2	7	1:40.108	155,6
13	24 Team KUG Motorsport S.Kox(NLD)	Formel ADAC power by Volkswagen	11	20:57.917	11.115	136,2	10	1:39.851	156,0
14	28 HS Engineering Z.Ashkananj(KWT)	Formel ADAC power by Volkswagen	11	20:58.908	12.106	136,1	7	1:39.910	155,9
15	14 ADAC Berlin-Brandenburg e.V. G.Maggi(CHE)	Formel ADAC power by Volkswagen	11	21:01.436	14.634	135,8	11	1:40.249	155,3
16	11 ADAC Berlin-Brandenburg e.V. H.Grapp(DEU)	Formel ADAC power by Volkswagen	11	21:07.768	20.966	135,1	11	1:40.303	155,3
17	23 JBR Motorsport & Engineering GmbH H.Utsch(DEU)	Formel ADAC power by Volkswagen	11	21:08.413	21.611	135,1	9	1:41.655	153,2
18	4 Lotus B.Visser(NLD)	Formel ADAC power by Volkswagen	11	21:17.162	30.360	134,1	10	1:38.838	157,6
<b>not classified</b>									
	3 Lotus M.Jensen(DNK)	Formel ADAC power by Volkswagen	2	4:08.828	9LAPS	125,2	2	2:23.136	108,8
	15 ADAC Berlin-Brandenburg e.V. A.Picariello(BEL)	Formel ADAC power by Volkswagen							

Fastest lap of the race. Car 16 driver on lap 11. Time 1:38.453, average speed 158,2 km/h.

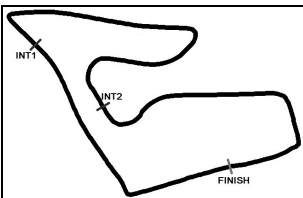
Following Stewards decision no.108 - drive trough penalty exchange in 30s penalty for the car no. 4

Subject to final scrutineering!

Publications Time:

Clerk of the course:

Time Keeping:



# Formel ADAC

## Lap chart Race 3

Provisional

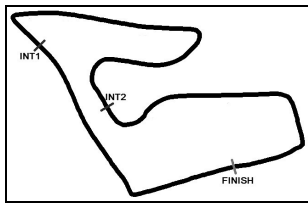


Red Bull Ring, Length: 4326 m

Sunday 11.8.2013 14:45

POS	1	2	3	4	5	6	7	8	9	10	11	12	13	14	15	16	17	18	19	20	21	22	
LAP 1	17	10	4	5	3	9	7	11	6	22	8	24	19	26	23	2	28	14	16				
LAP 2	17	10	4	5	3	9	7	11	6	22	8	24	19	26	23	2	28	14	16				
LAP 3	17	10	4	5	9	6	7	8	22	11	26	24	19	2	16	28	14	23					
LAP 4	17	10	4	5	9	6	7	8	22	26	11	24	19	2	16	28	14	23					
LAP 5	17	10	4	5	9	6	7	8	22	26	11	24	19	2	16	28	14	23					
LAP 6	17	10	4	5	9	6	7	8	22	26	11	24	19	2	16	28	14	23					
LAP 7	4	5	10	9	7	17	6	26	8	22	11	24	19	16	2	28	14	23	11				
LAP 8	5	4	10	9	7	17	6	8	26	16	22	2	19	24	28	14	23	11					
LAP 9	5	4	10	9	7	17	6	8	26	16	2	22	19	24	28	14	23	11					
LAP 10	5	4	10	9	7	17	6	26	8	16	2	22	19	24	28	14	23	11					
LAP 11	5	4	10	9	7	17	6	8	26	16	2	22	19	24	28	14	11	23					

. - PIT STOP ' - LAP BEHIND



# Formel ADAC

## Lap Analysis Race 3



Provisional

Reg. Nr.: OSK-CR 17/2013

Red Bull Ring, Length: 4326 m

Air temperature: 26.3°C

Track temperature: 30.5°C

Weather condition: Dry

Sunday 11.8.2013 14:45

Lap	Time	SE1	SP1	SE2	SP2	SE3	SP3	Lap	Time	SE1	SP1	SE2	SP2	SE3	SP3
<b>2</b>	Callan O'Keeffe, RSA ,							<b>theoretical besttime: 1:38.563</b>							
1	1:50.934	33.449	189	45.993	139	31.492	162	8	1:42.205	26.184	196	44.138	157	31.883	179
2	2:24.415	42.112	124	58.990	112	43.313	175	9	1:39.791	26.368	194	44.026	157	<b>29.397</b>	181
3	1:39.836	26.211	196	43.905	160	29.720	180	10	1:39.203	25.653	196	43.601	159	29.949	174
4	1:51.725	25.724	200	48.460	148	37.541	113	<b>11</b>	<b>1:38.999</b>	25.920	195	43.612	161	29.467	179
5	2:24.512	33.213	125	58.515	98	52.784	76								
6	2:22.078	41.291	146	1:00.860	104	39.927	178								
7	1:39.828	25.958	197	44.182	157	29.688	<b>182</b>								

<b>3</b>	Mikkel Jensen, DNK ,							<b>theoretical besttime: 1:53.698</b>							
1	1:45.692	30.337	197	45.091	<b>153</b>	30.264	177								
2	<b>2:23.136</b>	38.633	138	1:01.221	106	<b>43.282</b>	<b>180</b>								

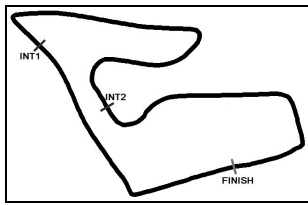
<b>4</b>	Beitske Visser, NLD ,							<b>theoretical besttime: 1:38.809</b>							
1	1:44.748	30.036	191	44.498	159	30.214	161	8	1:40.233	26.113	191	44.484	159	29.636	<b>181</b>
2	2:23.179	37.723	117	1:01.901	106	43.555	178	9	1:39.451	25.836	196	44.033	<b>163</b>	<b>29.582</b>	180
3	1:40.050	25.878	197	44.381	158	29.791	179	<b>10</b>	<b>1:38.838</b>	25.647	196	<b>43.580</b>	161	29.611	180
4	1:50.031	25.742	198	47.647	138	36.642	130	11	1:39.870	25.734	198	44.298	159	29.838	178
5	2:24.436	34.695	127	58.936	99	50.805	82								
6	2:25.545	40.090	143	1:03.536	91	41.919	180								
7	1:40.781	26.600	191	44.407	163	29.774	177								

<b>5</b>	Indy Dontje, NLD ,							<b>theoretical besttime: 1:38.591</b>							
1	1:45.185	30.380	194	44.812	157	29.993	161	8	1:39.327	25.695	196	44.044	158	29.588	180
2	2:23.087	38.287	132	1:01.531	100	43.269	179	9	1:39.265	25.892	193	43.676	157	29.697	179
3	1:40.248	25.910	199	44.739	156	29.599	181	<b>10</b>	<b>1:39.019</b>	25.859	194	43.485	156	29.675	178
4	1:50.383	<b>25.689</b>	197	47.872	132	36.822	129	11	1:39.880	26.013	<b>193</b>	44.221	158	29.646	180
5	2:24.220	34.336	128	59.074	104	50.810	87								
6	2:25.259	40.606	136	1:03.084	98	41.569	<b>181</b>								
7	1:40.929	26.227	192	45.127	156	<b>29.575</b>	181								

<b>6</b>	Marvin Dienst, DEU ,							<b>theoretical besttime: 1:38.793</b>							
1	1:47.341	31.735	195	44.964	148	30.642	161	8	1:40.549	26.011	196	44.646	156	29.892	180
2	2:23.255	40.151	131	1:00.710	102	42.394	179	9	1:39.520	25.775	199	44.151	153	29.594	180
3	1:39.887	25.893	199	43.957	<b>165</b>	30.037	178	10	1:39.301	25.803	195	43.984	156	<b>29.514</b>	<b>181</b>
4	1:50.064	25.848	195	46.738	131	37.478	125	<b>11</b>	<b>1:39.237</b>	25.698	196	44.014	156	29.525	182
5	2:23.874	33.929	124	59.169	82	50.776	96								
6	2:24.589	40.384	134	1:03.143	95	41.062	181								
7	1:41.976	25.889	196	45.902	152	30.185	179								

<b>7</b>	Nicolas Beer, DEN ,							<b>theoretical besttime: 1:38.443</b>							
1	1:46.246	31.589	196	44.634	159	30.023	178	8	1:40.494	25.763	200	45.085	<b>161</b>	29.646	181
2	2:23.607	39.858	137	1:00.987	111	42.762	180	9	1:39.022	25.628	199	43.920	160	29.474	179
3	1:40.792	<b>25.613</b>	200	44.139	157	31.040	171	<b>10</b>	<b>1:38.924</b>	25.676	198	<b>43.447</b>	150	29.801	179
4	1:50.384	26.400	195	46.252	139	37.732	129	11	1:39.404	25.784	197	44.237	160	<b>29.383</b>	180
5	2:24.227	33.777	116	59.218	83	51.232	87								
6	2:24.107	40.563	129	1:02.674	95	40.870	181								
7	1:40.782	25.722	199	45.320	157	29.740	<b>182</b>								

<b>8</b>	Stefan Riener, AUT ,							<b>theoretical besttime: 1:38.875</b>							
1	1:48.262	31.181	194	46.781	150	30.300	178	8	1:40.440	25.799	201	44.798	150	29.843	181
2	2:23.958	40.594	121	1:00.410	115	42.954	178	9	1:39.382	25.689	200	44.044	151	<b>29.649</b>	<b>182</b>
3	1:39.460	25.753	197	43.726	157	29.981	178	10	1:39.846	25.610	199	44.378	158	29.858	181
4	1:50.140	25.795	198	46.270	142	38.075	131	<b>11</b>	<b>1:39.198</b>	25.568	197	43.897	158	29.733	179
5	2:24.606	33.594	125	59.216	91	51.796	91								
6	2:24.173	39.895	134	1:02.656	95	41.622	178								
7	1:40.887	25.845	195	44.777	147	30.265	181								



# Formel ADAC

## Lap Analysis Race 3



Provisional

Reg. Nr.: OSK-CR 17/2013

Sunday 11.8.2013 14:45

Red Bull Ring, Length: 4326 m

Air temperature: 26.3°C

Track temperature: 30.5°C

Weather condition: Dry

Lap	Time	SE1	SP1	SE2	SP2	SE3	SP3	Lap	Time	SE1	SP1	SE2	SP2	SE3	SP3
<b>9</b>	Maximilian Günther, DEU ,							<b>theoretical besttime: 1:38.346</b>							
1	1:46.187	31.059	197	44.857	160	30.271	175	8	1:40.124	25.955	197	44.627	<b>161</b>	29.542	181
2	2:23.180	39.408	136	1:00.721	121	43.051	180	9	1:39.051	25.854	196	43.869	161	<b>29.328</b>	<b>182</b>
3	1:39.852	25.699	199	44.369	160	29.784	177	<b>10</b>	<b>1:38.609</b>	25.661	197	<b>43.357</b>	155	29.591	181
4	1:50.640	25.866	196	47.584	135	37.190	122	11	1:39.818	26.058	193	44.226	161	29.534	181
5	2:24.060	33.992	127	59.226	91	50.842	91								
6	2:24.702	40.581	136	1:02.873	85	41.248	182								
7	1:41.341	26.317	193	45.171	155	29.853	181								

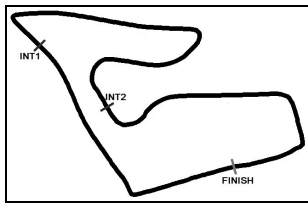
<b>10</b>	Kim Luis Schramm, DEU ,							<b>theoretical besttime: 1:38.748</b>							
1	1:44.397	29.916	<b>191</b>	44.064	157	30.417	168	8	1:39.435	25.858	197	43.961	155	29.616	<b>183</b>
2	2:23.266	37.199	106	1:02.274	104	43.793	178	9	1:39.520	25.721	200	44.079	152	29.720	181
3	1:39.946	26.153	194	44.114	155	29.679	179	<b>10</b>	<b>1:38.748</b>	25.590	199	<b>43.611</b>	<b>159</b>	<b>29.547</b>	<b>182</b>
4	1:49.850	25.964	194	47.331	135	36.555	134	11	1:39.738	26.196	195	43.974	158	29.568	180
5	2:24.379	33.901	127	59.688	111	50.790	82								
6	2:25.848	39.016	138	1:04.656	98	42.176	180								
7	1:42.095	26.906	194	45.288	150	29.901	180								

<b>11</b>	Hendrik Grapp, DEU ,							<b>theoretical besttime: 1:39.917</b>							
1	1:47.146	31.951	199	44.498	150	30.697	156	8	1:54.042	25.973	198	44.234	154	43.835	179
2	2:23.214	39.740	137	1:00.686	109	42.788	178	9	1:40.671	26.340	194	43.977	152	30.354	180
3	1:43.155	<b>25.861</b>	197	44.131	<b>167</b>	33.163	178	10	1:40.517	26.253	194	<b>43.907</b>	154	30.357	
4	1:50.554	26.323	195	47.127	148	37.104	111	<b>11</b>	<b>1:40.303</b>	26.133	196	44.021	154	<b>30.149</b>	177
5	2:24.822	33.422	132	58.600	97	52.800	84								
6	2:22.737	40.526	162	1:01.598	110	40.613	179								
7	1:40.607	26.027	198	44.186	157	30.394	<b>182</b>								

<b>14</b>	Giorgio Maggi, CHE ,							<b>theoretical besttime: 1:40.003</b>							
1	1:52.004	34.031	194	46.062	150	31.911	161	8	1:42.934	26.293	193	44.027	161	32.614	178
2	2:24.644	42.896	131	58.850	115	42.898	175	9	1:41.308	26.499	193	44.670	162	30.139	
3	1:42.282	26.776	195	44.697	163	30.809	176	10	1:40.264	26.224	193	<b>43.870</b>	160	30.170	<b>178</b>
4	1:50.651	26.605	<b>191</b>	47.284	150	36.762	98	<b>11</b>	<b>1:40.249</b>	26.354	192	43.942	163	<b>29.953</b>	
5	2:24.735	33.422	128	57.590	91	53.723	86								
6	2:21.762	41.647	129	1:00.609	98	39.506	178								
7	1:40.603	26.238	195	44.106	158	30.259	178								

<b>16</b>	Jason Kremer, DEU ,							<b>theoretical besttime: 1:38.014</b>							
1	1:57.131	30.461	193	54.296	94	32.374	156	8	1:41.622	26.120	196	43.571	158	31.931	174
2	2:19.633	38.469	135	59.309	115	41.855	180	9	1:39.159	26.077	195	43.489	<b>161</b>	29.593	179
3	1:40.045	26.038	196	43.681	160	30.326	176	10	1:38.508	25.816	194	43.222	161	<b>29.470</b>	180
4	1:51.210	25.858	195	47.263	142	38.089	101	<b>11</b>	<b>1:38.453</b>	25.586	195	<b>43.111</b>	160	29.756	183
5	2:24.363	32.846	118	58.315	90	53.202	78								
6	2:21.312	41.209	137	1:00.836	103	39.267	<b>180</b>								
7	1:39.489	25.811	198	43.702	156	29.976	179								

<b>17</b>	Fabian Schiller, DEU ,							<b>theoretical besttime: 1:38.132</b>							
1	1:42.326	29.012	192	43.424	161	29.890	155	8	1:40.645	25.837	198	45.002	155	29.806	179
2	2:24.579	38.754	103	1:02.233	102	43.592	176	9	1:39.351	25.958	195	43.917	160	<b>29.476</b>	<b>180</b>
3	1:39.430	26.243	192	43.629	<b>161</b>	29.558	178	<b>10</b>	<b>1:38.506</b>	25.619	196	<b>43.037</b>	157	29.850	178
4	1:50.425	25.953	193	47.806	142	36.666	130	11	1:39.602	25.691	198	44.279	159	29.632	180
5	2:24.289	34.198	131	59.574	101	50.517	85								
6	2:26.407	39.303	129	1:04.579	98	42.525	177								
7	1:43.162	27.343	193	45.827	158	29.992	179								



# Formel ADAC

## Lap Analysis Race 3



Provisional

Reg. Nr.: OSK-CR 17/2013

Sunday 11.8.2013 14:45

Red Bull Ring, Length: 4326 m

Air temperature: 26.3°C

Track temperature: 30.5°C

Weather condition: Dry

Lap	Time	SE1	SP1	SE2	SP2	SE3	SP3	Lap	Time	SE1	SP1	SE2	SP2	SE3	SP3
<b>19</b>	Kim Alexander Giersiepen, DEU ,							<b>theoretical besttime: 1:39.732</b>							
1	1:49.757	33.181	191	45.542	145	31.034	166	8	1:43.338	26.332	196	44.508	158	32.498	177
2	2:23.077	41.238	132	59.618	122	42.221	178	9	1:40.274	25.982	196	44.225	153	30.067	178
3	1:41.618	26.780	191	44.433	155	30.405	178	10	1:40.301	26.003	195	<b>43.850</b>	156	30.448	173
4	1:51.458	26.228	197	47.537	141	37.693	125	11	1:40.382	26.263	191	44.140	155	<b>29.979</b>	177
5	2:24.497	33.474	125	58.574	96	52.449	81								
6	2:22.587	41.178	150	1:01.011	102	40.398	<b>179</b>								
7	<b>1:40.108</b>	<b>25.903</b>	197	44.068	157	30.137	179								

<b>22</b>	Benedikt Gentgen, DEU ,							<b>theoretical besttime: 1:38.918</b>							
1	1:47.756	32.566	194	45.158	156	30.032	178	8	1:43.778	25.780	200	45.910	148	32.088	178
2	2:23.336	40.575	121	1:00.255	114	42.506	178	9	1:40.723	26.534	194	44.335	156	29.854	180
3	1:40.945	26.109	196	44.257	<b>160</b>	30.579	178	10	1:39.355	25.748	196	43.654	156	29.953	179
4	1:50.688	25.833	198	46.624	140	38.231	123	<b>11</b>	<b>1:39.082</b>	25.864	195	<b>43.631</b>	154	<b>29.587</b>	179
5	2:24.585	33.384	145	58.955	93	52.246	82								
6	2:23.604	40.399	129	1:01.792	101	41.413	178								
7	1:40.776	26.184	199	44.367	155	30.225	<b>181</b>								

<b>23</b>	Hannes Utsch, DEU ,							<b>theoretical besttime: 1:40.927</b>							
1	1:50.541	33.182	191	45.862	149	31.497	175	8	1:44.017	28.271	187	44.831	153	30.915	174
2	2:23.350	42.086	132	59.287	111	41.977	<b>177</b>	<b>9</b>	<b>1:41.655</b>	26.631	190	44.562	<b>157</b>	30.462	175
3	1:50.193	<b>26.135</b>	195	53.214	144	30.844	173	10	1:41.935	26.709	188	<b>44.402</b>	156	30.824	164
4	1:46.483	26.823	188	45.437	148	34.223	101	11	1:42.411	26.916	190	45.105	155	<b>30.390</b>	178
5	2:24.554	33.001	133	57.673	96	53.880	90								
6	2:21.476	41.593	127	1:00.448	91	39.435	175								
7	1:41.798	26.445	191	44.698	157	30.655	168								

<b>24</b>	Stephane Kox, NLD ,							<b>theoretical besttime: 1:39.186</b>							
1	1:49.423	31.542	195	47.030	147	30.851	167	8	1:45.132	25.743	200	44.752	146	34.637	179
2	2:23.312	41.050	129	59.708	122	42.554	177	9	1:40.283	25.805	198	43.796	154	30.682	179
3	1:41.549	25.970	199	44.091	152	31.488	176	<b>10</b>	<b>1:39.851</b>	26.060	197	<b>43.572</b>	152	30.219	<b>180</b>
4	1:50.962	25.951	200	47.567	139	37.444	109	11	1:39.891	25.955	198	43.954	149	<b>29.982</b>	182
5	2:24.679	33.696	129	58.268	98	52.715	78								
6	2:22.528	40.762	147	1:01.292	100	40.474	179								
7	1:40.307	25.843	200	43.909	151	30.555	178								

<b>26</b>	Ralph Boschung, CHE ,							<b>theoretical besttime: 1:38.520</b>							
1	1:50.045	33.300	190	45.664	146	31.081	166	8	1:40.970	25.734	199	44.915	160	30.321	182
2	2:23.049	41.380	133	59.812	115	41.857	180	9	1:39.461	25.551	203	44.120	158	29.790	<b>184</b>
3	1:40.889	26.449	195	<b>43.596</b>	<b>163</b>	30.844	176	<b>10</b>	<b>1:39.137</b>	25.347	200	44.081	156	<b>29.709</b>	182
4	1:49.533	25.803	197	46.722	149	37.008	112	11	1:39.816	25.215	201	44.380	162	30.221	183
5	2:24.713	33.482	130	58.685	93	52.546	80								
6	2:22.817	40.433	140	1:01.911	103	40.473	182								
7	1:40.198	25.678	200	44.315	158	30.205	181								

<b>28</b>	Zaid Ashkananj, KWT ,							<b>theoretical besttime: 1:39.492</b>							
1	1:51.145	33.284	191	45.967	146	31.894	167	8	1:42.777	25.954	195	43.796	155	33.027	178
2	2:24.419	42.850	136	58.956	110	42.613	176	9	1:40.207	26.121	196	43.919	156	30.167	179
3	1:41.671	26.274	197	44.253	163	31.144	173	10	1:40.449	26.073	197	44.032	158	30.344	178
4	1:51.675	26.563	193	47.576	146	37.536	93	11	1:40.066	26.010	195	44.087	156	29.969	181
5	2:24.594	33.109	122	57.931	91	53.554	82								
6	2:21.995	41.721	130	1:00.585	98	39.689	165								
7	<b>1:39.910</b>	26.273	195	<b>43.689</b>	162	<b>29.948</b>	<b>179</b>								