

# ADAC GT Masters

## Results Race 2



Provisional

Reg. Nr.: OSK-CR 17/2013

Amended  
11.8.2013 - 14:54

Red Bull Ring, Length: 4326 m

Air temperature: 29.5°C

Track temperature: 36.9°C

Weather condition: Dry

Sunday 11.8.2013 12:15

started : 26      classified : 22      not classified : 4

	Drivers	Team	Car	Laps	Total Time	Gap	Kph	Lap	Time	Kph
1	2 D.Alessi/D.Keilwitz	Callaway Competition	Corvette Z06.R GT3	39	1:01:28.998		164,6	18	1:32.036	169,2
2	10 M.Götz/M.Buhk	Polarweiss Racing	Mercedes Benz SLS AMG GT3	39	1:01:29.231	0.233	164,6	6	1:32.116	169,1
3	12 S.Knap/J.den Boer	DB Motorsport	BMW Z4 GT3	39	1:01:29.837	0.839	164,6	30	1:32.282	168,8
4	14 F.Kechele/D.Schwager	Lambda Performance	Ford GT GT3	39	1:01:30.429	1.431	164,6	23	1:31.929	169,4
5	8 R.Renauer/M.Ragginger	Tonino powered by Herberth Motors	Porsche 911 GT3 R	39	1:01:40.733	11.735	164,1	7	1:32.472	168,4
6	27 R.Rast/C.Mies	Prosperia C. Abt Racing	Audi R8 LMS Ultra	39	1:01:41.023	12.025	164,1	21	1:32.220	168,9
7	6 M.Farnbacher/P.Frommenwiler	Farnbacher Racing	Porsche 911 GT3 R	39	1:01:44.762	15.764	163,9	37	1:32.284	168,8
8	20 M.Sandritter/J.Müller	PIXUM Team Schubert	BMW Z4 GT3	39	1:01:54.105	25.107	163,5	21	1:32.561	168,3
9	3 A.Wirth/C.Hohenadel	Callaway Competition	Corvette Z06.R GT3	39	1:01:58.681	29.683	163,3	38	1:31.891	169,5
10	26 R.Frey/C.Haase	Prosperia C. Abt Racing	Audi R8 LMS Ultra	39	1:02:01.832	32.834	163,2	17	1:32.780	167,9
11	9 R.Bourdeaux(*G*)/A.Renauer	Tonino powered by Herberth Motors	Porsche 911 GT3 R	39	1:02:03.984	34.986	163,1	7	1:32.644	168,1
12	1 F.Stoll/S.Asch	MS RACING	Audi R8 LMS Ultra	39	1:02:12.798	43.800	162,7	32	1:32.651	168,1
13	11 S.Afanasiev/A.Simonsen	Polarweiss Racing	Mercedes Benz SLS AMG GT3	39	1:02:16.013	47.015	162,6	19	1:32.257	168,8
14	18 T.Seiler(*G*)/M.Parisy	Callaway Competition	Corvette Z06.R GT3	39	1:02:18.807	49.809	162,5	17	1:31.781	169,7
15	28 C.Jöns/M.Winkelhock	Prosperia C. Abt Racing	Audi R8 LMS Ultra	39	1:02:22.572	53.574	162,3	39	1:32.547	168,3
16	43 G.Grasser(*G*)/B.Auinger	GRT Grasser Racing Team	Lamborghini Gallardo FL2	39	1:02:36.238	1:07.240	161,7	20	1:32.466	168,4
17	5 C.Nielsen(*G*)/A.Beltoise	Farnbacher Racing	Porsche 911 GT3 R	39	1:02:37.588	1:08.590	161,6	10	1:32.519	168,3
18	17 R.Lips(*G*)/L.Marionek	Callaway Competition	Corvette Z06.R GT3	39	1:02:38.531	1:09.533	161,6	35	1:32.857	167,7
19	16 P.Geipel/F.Sladecka	THE BOSS YACO Racing	Audi R8 LMS Ultra	39	1:02:38.821	1:09.823	161,6	36	1:32.528	168,3
20	41 A.von Thurn und Taxis/P.Kox	SaReNi United	Chevrolet Camaro GT	38	1:01:43.474	1 LAP	159,8	14	1:33.331	166,9
21	47 P.Green(*G*)/N.Kentenich	Vita4One Racing Team	BMW Z4 GT3	38	1:01:53.734	1 LAP	159,4	17	1:33.269	167,0
22	19 C.Hürtgen/D.Baumann	PIXUM Team Schubert	BMW Z4 GT3	29	47:09.207	10LAPS	159,6	18	1:31.891	169,5
<b>not classified</b>										
	4 C.Engelhart/N.Armino	Team GW-Schütz	Porsche 911 GT3 R	23	37:22.570	16LAPS	159,7	20	1:33.050	167,4
	7 J.Aeberhard/D.Jahn	Farnbacher Racing	Porsche 911 GT3 R	22	34:39.763	17LAPS	164,7	14	1:32.405	168,5
	100 A.Patel/D.Dobitsch	MS RACING	Audi R8 LMS Ultra	16	25:17.764	23LAPS	164,2	7	1:32.663	168,1
	44 H.Proczyk/G.Tweraser	GRT Grasser Racing Team	Lamborghini Gallardo FL2	8	12:37.421	31LAPS	164,5	7	1:32.884	167,7

Fastest lap of the race. Car 18 driver Parisy on lap 17. Time 1:31.781, average speed 169,7 km/h.

Following stewards decision 105 - drive trough penalty exchange in 30s penalty for the car no. 19

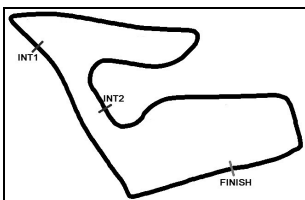
(\*G\*) marks the Gentlemen driver

Subject to final scrutineering!

Publications Time:

Clerk of the course:

Time Keeping:



# ADAC GT Masters

## Lap chart Race 2

Provisional

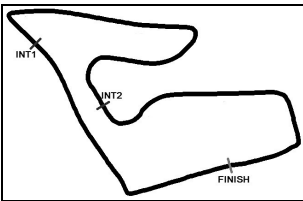


Red Bull Ring, Length: 4326 m

Sunday 11.8.2013 12:15

POS	1	2	3	4	5	6	7	8	9	10	11	12	13	14	15	16	17	18	19	20	21	22	23	24	25	26	27	28
LAP 1	2	10	8	14	12	9	18	19	27	6	5	3	7	44	11	20	17	100	47	26	28	4	1	41	16	43		
LAP 2	2	10	8	14	12	9	18	27	19	3	6	7	11	5	44	20	100	17	26	4	1	28	41	47	16	43		
LAP 3	2	10	8	14	12	9	18	19	27	3	6	7	20	44	5	100	26	4	17	28	1	41	47	11	16	43		
LAP 4	2	10	8	14	12	9	18	19	3	27	6	7	20	44	5	100	26	4	28	41	1	47	17	11	16	43		
LAP 5	2	10	8	14	12	9	19	18	3	27	6	7	20	44	5	100	26	4	28	41	1	47	11	17	16	43		
LAP 6	2	10	8	14	12	9	18	19	27	3	6	7	20	44	5	100	26	28	4	41	47	1	11	17	43	16		
LAP 7	2	10	8	14	12	9	18	19	27	3	6	7	20	44	5	100	26	28	41	4	47	1	11	17	43	16		
LAP 8	2	10	8	14	12	9	27	3	18	19	6	7	20	44	5	100	26	28	41	4	47	1	11	17	43	16		
LAP 9	2	10	8	14	12	9	27	3	18	19	6	7	20	5	28	26	41	4	100	11	1	47	17	43	16			
LAP 10	2	10	8	14	12	9	3	18	19	27	6	7	20	5	28	26	41	4	100	11	1	47	17	43	16			
LAP 11	2	10	8	14	12	9	3	18	19	27	6	7	20	5	28	26	41	4	100	11	1	47	17	43	16			
LAP 12	2	10	8	14	12	9	3	18	19	27	7	20	6	5	28	26	41	4	100	11	1	47	17	43	16			
LAP 13	2	10	8	14	12	9	3	18	19	27	7	20	6	5	28	26	41	4	100	11	1	47	17	43	16			
LAP 14	2	10	8	14	12	9	3	19	18	27	7	20	6	5	28	26	41	4	11	100	1	47	17	43	16			
LAP 15	2	10	8	14	12	9	3	19	27	7	20	6	5	28	26	.18	4	11	100	1	.41	47	43	17	16			
LAP 16	2	10	8	14	12	9	3	19	27	7	20	6	28	26	.5	4	1	.11	.100	18	47	.43	41	17	16			
LAP 17	2	.10	8	14	12	9	19	7	.3	20	.27	28	26	.6	1	18	.4	47	5	11	41	17	16	43				
LAP 18	2	8	12	9	.14	19	7	20	26	.28	1	18	47	5	11	41	17	43	.16	10	27	6	.3	4'				
LAP 19	.2	12	9	.8	19	20	.7	26	18	.1	47	5	11	.41	17	43	10	14	27	6	28	4'	3'	1'	41'	16'		
LAP 20	12	9	.19	20	26	18	7	47	5	11	43	.17	2	10	8	14	27	6	28	4'	3'	1'	41'	16'				
LAP 21	.12	.9	20	.26	18	7	47	5	.11	.43	2	10	14	8	27	.19	6	28	4	3	1	17'	41'	16'				
LAP 22	.20	.18	.7	.47	.5	2	10	12	14	8	27	9	6	26	28	19	4	3	1	11	43	17	41	16				
LAP 23	2	10	12	14	8	27	9	20	6	26	28	19	3	18	1	.4	47	5	11	43	17	16	41					
LAP 24	2	10	12	14	8	27	9	20	6	26	28	19	3	18	1	47	11	5	43	17	16	41						
LAP 25	2	10	12	14	8	27	9	6	20	26	28	19	3	18	1	11	47	5	43	17	16	41						
LAP 26	2	10	12	14	8	27	9	6	20	26	28	19	3	18	1	11	47	5	43	17	16	41						
LAP 27	2	10	12	14	8	27	6	9	20	26	28	19	3	18	1	11	47	5	43	17	16	41						
LAP 28	2	10	12	14	8	27	6	20	9	26	19	28	3	18	1	11	47	5	43	17	16	41						
LAP 29	2	10	12	14	8	27	6	20	9	26	3	.19	18	1	11	28	47	5	43	17	16	41						
LAP 30	2	10	12	14	8	27	6	20	9	26	3	1	18	11	28	47	5	43	17	16	41							
LAP 31	2	10	12	14	8	27	6	20	9	26	3	1	18	11	28	47	5	43	17	16	41							
LAP 32	2	10	12	14	8	27	6	20	9	26	3	1	18	11	28	5	47	43	17	16	41							
LAP 33	2	10	12	14	8	27	6	20	9	26	3	1	18	11	28	5	43	17	16	41	47'							
LAP 34	2	10	12	14	8	27	6	20	9	26	3	1	18	11	28	5	43	17	16	41	47'							
LAP 35	2	10	12	14	8	27	6	20	9	26	3	1	18	11	28	5	43	17	16	41'	47'							
LAP 36	2	10	12	14	8	27	6	20	9	3	26	1	11	18	28	5	43	17	16	41'	47'							
LAP 37	2	10	12	14	8	27	6	20	3	26	9	1	11	18	28	43	5	17	16	41'	47'							

. - PIT STOP ' - LAP BEHIND



# ADAC GT Masters

## Lap chart Race 2

Provisional



Red Bull Ring, Length: 4326 m

Sunday 11.8.2013 12:15

POS	1	2	3	4	5	6	7	8	9	10	11	12	13	14	15	16	17	18	19	20	21	22	23	24	25	26	27	28	
LAP 38	2	10	12	14	8	27	6	20	3	26	9	1	11	18	28	43	5	17	16	41'	47'								
LAP 39	2	10	12	14	8	27	6	20	3	26	9	1	11	18	28	43	5	17	16	.41	.47								

. - PIT STOP ' - LAP BEHIND









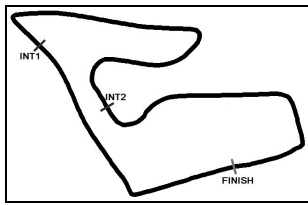












# ADAC GT Masters

## Lap Analysis Race 2



Provisional

Reg. Nr.: OSK-CR 17/2013

Sunday 11.8.2013 12:15

Red Bull Ring, Length: 4326 m

Air temperature: 28.6°C

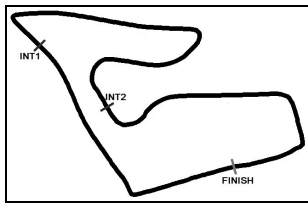
Track temperature: 40.0°C

Weather condition: Dry

Lap	Time	SE1	SP1	SE2	SP2	SE3	SP3	Lap	Time	SE1	SP1	SE2	SP2	SE3	SP3
<b>44</b>	Harald Proczyk, AUT/ Gerhard Tweraser, AUT							<b>theoretical besttime: 1:32.797</b>							
1	1:40.518	27.832	220	43.091	<b>156</b>	29.595	<b>204</b>	6	1:33.242	23.202	237	41.175	156	28.865	204
2	1:35.115	23.223	<b>238</b>	42.192	151	29.700	200	<b>7</b>	<b>1:32.884</b>	23.211	236	40.881	154	<b>28.792</b>	<b>204</b>
3	1:35.152	23.956	234	41.887	150	29.309	203	8	1:33.521	23.246	236	41.302	155	28.973	202
4	1:33.822	23.654	235	41.275	156	28.893	203								
5	1:33.167	23.379	236	<b>40.803</b>	155	28.985	204								

Lap	Time	SE1	SP1	SE2	SP2	SE3	SP3	Lap	Time	SE1	SP1	SE2	SP2	SE3	SP3
<b>47</b>	Paul Green, DEU/ Niclas Kentenich, DEU							<b>theoretical besttime: 1:33.068</b>							
1	1:41.917	28.895	227	43.135	148	29.887	201	21	1:33.542	23.532	234	41.017	155	28.993	202
2	1:37.527	26.698	232	41.628	157	29.201	201	22	1:37.180	23.438	235	<b>40.963</b>	155	32.779	
3	1:34.439	23.953	234	41.079	157	29.407	201	23	2:40.469	1:29.040	231	42.444	156	28.985	201
4	1:34.349	23.844	234	41.512	150	28.993	201	24	1:34.493	23.447	233	41.522	<b>159</b>	29.524	200
5	1:33.816	23.531	<b>236</b>	41.005	158	29.280	202	25	1:35.108	23.470	233	41.491	151	30.147	201
6	1:34.522	23.396	236	41.896	153	29.230	201	26	1:34.383	23.475	233	41.850	152	29.058	201
7	1:34.507	23.802	236	41.222	157	29.483	200	27	1:34.357	23.437	233	41.833	156	29.087	201
8	1:34.078	23.581	234	41.219	157	29.278	200	28	1:34.068	23.359	234	41.574	151	29.135	201
9	1:35.243	24.299	234	41.833	151	29.111	203	29	1:34.352	23.576	234	41.809	144	28.967	203
10	1:34.273	23.731	234	41.197	145	29.345	200	30	1:34.835	23.325	<b>236</b>	42.385	150	29.125	201
11	1:33.497	23.405	234	40.976	152	29.116	201	31	1:33.955	23.503	234	41.605	151	28.847	<b>203</b>
12	1:34.046	<b>23.325</b>	235	41.282	150	29.439	200	32	1:35.419	23.605	232	42.928	149	28.886	203
13	1:35.990	23.739	234	41.233	148	31.018	190	33	2:23.357	23.590	234	1:30.086	148	29.681	202
14	1:35.719	24.370	232	42.042	151	29.307	200	34	1:35.454	23.436	233	42.725	140	29.293	203
15	1:34.411	23.504	233	41.639	153	29.268	200	35	1:34.298	23.424	235	41.797	149	29.077	203
16	1:33.430	23.432	233	41.089	156	28.909	202	36	1:33.826	23.528	234	41.518	143	<b>28.780</b>	
17	<b>1:33.269</b>	23.399	233	41.017	157	28.853	202	37	1:34.369	23.649	233	41.716	143	29.004	203
18	1:33.688	23.589	232	41.102	151	28.997	202	38	1:34.167	23.421	234	41.842	152	28.904	202
19	1:34.062	23.512	233	41.296	152	29.254	202								
20	1:33.319	23.370	233	40.998	155	28.951	201								

Lap	Time	SE1	SP1	SE2	SP2	SE3	SP3	Lap	Time	SE1	SP1	SE2	SP2	SE3	SP3
<b>100</b>	Aditya Patel, IND/ Daniel Dobitsch, AUT							<b>theoretical besttime: 1:32.591</b>							
1	1:41.675	28.642	214	43.189	154	29.844	201	9	1:40.784	23.323	234	41.123	153	36.338	198
2	1:34.572	23.959	232	41.234	155	29.379	201	10	1:33.965	23.773	232	41.040	158	29.152	201
3	1:35.437	23.785	<b>236</b>	42.010	149	29.642	201	11	1:33.350	23.315	231	41.167	157	28.868	201
4	1:33.775	23.417	234	41.191	157	29.167	201	12	1:33.229	23.283	233	40.951	<b>159</b>	28.995	201
5	1:33.589	23.578	234	40.998	155	29.013	202	13	1:33.519	23.439	233	41.059	150	29.021	201
6	1:33.269	23.450	233	40.959	152	28.860	202	14	1:34.515	23.697	232	41.490	157	29.328	200
7	<b>1:32.663</b>	23.347	234	<b>40.510</b>	155	28.806	<b>202</b>	15	1:32.906	23.413	233	40.695	157	<b>28.798</b>	200
8	1:33.390	23.594	232	40.909	155	28.887	200	16	1:37.126	23.397	232	40.875	155	32.854	



# ADAC GT Masters

## Pit stops Race 2



Provisional

Reg. Nr.: OSK-CR 17/2013

Sunday 11.8.2013 12:15

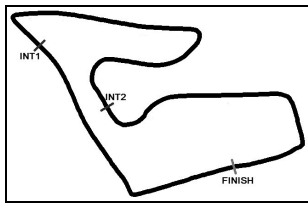
Red Bull Ring, Length: 4326 m

Air temperature: 27.9°C

Track temperature: 37.8°C

Weather condition: Dry

Nr	Driver in	Day time in	Time in	Driver out	Day time out	Time out	Nett Time
17	Lennart Marioneck	12:37:01	22:12.882	Lennart Marioneck	12:37:21	22:32.851	19.969
18		12:38:17	23:28.140		12:38:37	23:48.041	19.901
41	Peter Kox	12:38:26	23:37.805	Peter Kox	12:38:47	23:58.112	20.307
5	Anthony Beltoise	12:39:54	25:05.525	Anthony Beltoise	12:40:14	25:25.819	20.294
11	Andreas Simonsen	12:40:00	25:11.841	Andreas Simonsen	12:40:20	25:31.653	19.812
100	Daniel Dobitsch	12:40:01	25:12.928				
43		12:40:14	25:25.526		12:40:34	25:45.430	19.904
10	Maximilian Buhk	12:41:05	26:16.103	Maximilian Götz	12:42:17	27:28.039	1:11.936
3	Christian Hohenadel	12:41:18	26:29.622	Christian Hohenadel	12:42:31	27:42.750	1:13.128
27	Christopher Mies	12:41:19	26:30.770	Christopher Mies	12:42:31	27:41.976	1:11.206
6	Philipp Frommenwiler	12:41:23	26:34.516	Mario Farnbacher	12:42:35	27:46.009	1:11.493
4	Nicolas Armindo	12:41:36	26:47.124	Nicolas Armindo	12:42:46	27:57.682	1:10.558
14	Dominik Schwager	12:42:43	27:54.701	Frank Kechele	12:43:54	29:05.926	1:11.225
28	Markus Winkelhock	12:42:57	28:08.716	Christer Jöns	12:44:09	29:20.592	1:11.876
16	Filip Sladecka	12:43:38	28:49.759	Philip Geipel	12:44:49	30:00.749	1:10.990
3	Christian Hohenadel	12:44:03	29:14.843	Christian Hohenadel	12:44:23	29:34.703	19.860
2	Daniel Keilwitz	12:44:08	29:19.734	Daniel Keilwitz	12:45:20	30:31.559	1:11.825
8	Martin Ragginger	12:44:16	29:27.811	Robert Renauer	12:45:27	30:38.837	1:11.026
7	David Jahn	12:44:26	29:37.238	David Jahn	12:44:46	29:57.406	20.168
1	Sebastian Asch	12:44:44	29:55.439	Florian Stoll	12:45:55	31:06.463	1:11.024
41	Peter Kox	12:45:00	30:11.816	Albert von Thurn und Taxis	12:46:13	31:24.770	1:12.954
19	Dominik Baumann	12:45:55	31:06.319	Claudia Hürtgen	12:47:06	32:17.682	1:11.363
17	Lennart Marioneck	12:46:41	31:52.443	Lennart Marioneck	12:47:54	33:05.029	1:12.586
12	Jeroen den Boer	12:47:21	32:32.629	Simon Knap	12:48:31	33:42.699	1:10.070
9	Alfred Renauer	12:47:27	32:38.481	Alfred Renauer	12:48:40	33:51.458	1:12.977
26	Christopher Haase	12:47:38	32:49.474	Rahel Frey	12:48:50	34:01.143	1:11.669
11	Andreas Simonsen	12:48:01	33:12.155	Sergey Afanasiev	12:49:12	34:23.303	1:11.148
43		12:48:17	33:28.642		12:49:27	34:38.844	1:10.202
19	Claudia Hürtgen	12:48:38	33:49.024	Claudia Hürtgen	12:48:58	34:09.070	20.046
20	Jörg Müller	12:49:06	34:17.170	Max Sandritter	12:50:18	35:29.172	1:12.002
18	Mike Parisy	12:49:22	34:33.703	Mike Parisy	12:50:35	35:46.587	1:12.884
7	David Jahn	12:49:23	34:34.573				
47	Niclas Kentenich	12:49:31	34:42.168	Paul Green	12:50:41	35:52.235	1:10.067
5	Anthony Beltoise	12:49:32	34:43.763	Christina Nielsen	12:50:43	35:54.756	1:10.993
4	Christian Engelhart	12:52:06	37:17.882				
19	Claudia Hürtgen	13:01:23	46:34.546				
2	Diego Alessi	13:18:44	1:03:55.227				
10	Maximilian Götz	13:18:48	1:03:59.525				
12	Simon Knap	13:18:51	1:04:02.016				
14	Frank Kechele	13:18:54	1:04:05.200				
27	Rene Rast	13:18:55	1:04:06.387				
8	Robert Renauer	13:19:00	1:04:10.976				
41	Albert von Thurn und Taxis	13:19:02	1:04:13.378				
6	Mario Farnbacher	13:19:04	1:04:15.138				



# ADAC GT Masters

## Pit stops Race 2

Provisional

Reg. Nr.: OSK-CR 17/2013

Sunday 11.8.2013 12:15



Red Bull Ring, Length: 4326 m

Air temperature: 27.9°C

Track temperature: 37.8°C

Weather condition: Dry

Nr	Driver in	Day time in	Time in	Driver out	Day time out	Time out	Nett Time
47	Paul Green	13:19:05	1:04:16.605				
20	Max Sandritter	13:19:08	1:04:19.626				
3	Andreas Wirth	13:19:10	1:04:21.371				
26	Rahel Frey	13:19:12	1:04:23.454				
9	Rene Bourdeaux	13:19:15	1:04:25.973				
1	Florian Stoll	13:19:16	1:04:27.799				
11	Sergey Afanasiev	13:19:19	1:04:30.137				
18	Toni Seiler	13:19:23	1:04:34.190				
5	Christina Nielsen	13:19:24	1:04:35.785				
17	Lennart Marioneck	13:19:29	1:04:40.637				
43		13:19:31	1:04:42.961				
16	Philip Geipel	13:19:34	1:04:45.707				
28	Christer Jöns	13:19:39	1:04:50.144				