

# ADAC GT Masters

## Results Warm Up



Provisional

Reg. Nr.: OSK-CR 17/2013

Sunday 11.8.2013 08:30

Red Bull Ring, Length: 4326 m

Air temperature: 17.6°C

Track temperature: 16.8°C

Weather condition: Dry

started : 26      classified : 26      not classified : 0

	Drivers	Team	Car	Lap	Best Time	Gap	Diff	Kph	Day Time
1	10 M.Götz/M.Buhk	Polarweiss Racing	Mercedes Benz SLS AMG GT3	9	<b>1:31.270</b>			170,6	8:45:37
2	14 F.Kechele/D.Schwager	Lambda Performance	Ford GT GT3	8	<b>1:31.559</b>	0.289	0.289	170,1	8:45:22
3	9 R.Bourdeaux(*G*)/A.Renauer	Tonino powered by Herberth Motors	Porsche 911 GT3 R	8	<b>1:31.701</b>	0.431	0.142	169,8	8:43:46
4	44 H.Proczyk/G.Tweraser	GRT Grasser Racing Team	Lamborghini Gallardo FL2	8	<b>1:31.781</b>	0.511	0.080	169,7	8:45:16
5	3 A.Wirth/C.Hohenadel	Callaway Competition	Corvette Z06.R GT3	6	<b>1:31.801</b>	0.531	0.020	169,6	8:40:41
6	18 T.Seiler(*G*)/M.Parisy	Callaway Competition	Corvette Z06.R GT3	5	<b>1:31.815</b>	0.545	0.014	169,6	8:39:02
7	19 C.Hürtgen/D.Baumann	PIXUM Team Schubert	BMW Z4 GT3	9	<b>1:31.826</b>	0.556	0.011	169,6	8:46:17
8	27 R.Rast/C.Mies	Prosperia C. Abt Racing	Audi R8 LMS Ultra	8	<b>1:31.881</b>	0.611	0.055	169,5	8:44:24
9	1 F.Stoll/S.Asch	MS RACING	Audi R8 LMS Ultra	6	<b>1:31.917</b>	0.647	0.036	169,4	8:39:50
10	7 J.Aeberhard/D.Jahn	Farnbacher Racing	Porsche 911 GT3 R	9	<b>1:31.932</b>	0.662	0.015	169,4	8:46:12
11	20 M.Sandritter/J.Müller	PIXUM Team Schubert	BMW Z4 GT3	9	<b>1:31.939</b>	0.669	0.007	169,4	8:46:05
12	100 A.Patel/D.Dobitsch	MS RACING	Audi R8 LMS Ultra	9	<b>1:31.941</b>	0.671	0.002	169,4	8:46:30
13	8 R.Renauer/M.Ragginger	Tonino powered by Herberth Motors	Porsche 911 GT3 R	5	<b>1:32.005</b>	0.735	0.064	169,3	8:38:53
14	47 P.Green(*G*)/N.Kentenich	Vita4One Racing Team	BMW Z4 GT3	9	<b>1:32.075</b>	0.805	0.070	169,1	8:46:15
15	12 S.Knap/J.den Boer	DB Motorsport	BMW Z4 GT3	8	<b>1:32.089</b>	0.819	0.014	169,1	8:44:48
16	16 P.Geipel/F.Sladecka	THE BOSS YACO Racing	Audi R8 LMS Ultra	9	<b>1:32.139</b>	0.869	0.050	169,0	8:46:26
17	43 G.Grasser(*G*)/B.Auinger	GRT Grasser Racing Team	Lamborghini Gallardo FL2	6	<b>1:32.151</b>	0.881	0.012	169,0	8:39:55
18	28 C.Jöns/M.Winkelhock	Prosperia C. Abt Racing	Audi R8 LMS Ultra	4	<b>1:32.273</b>	1.003	0.122	168,8	8:37:09
19	6 M.Farnbacher/P.Frommenwiler	Farnbacher Racing	Porsche 911 GT3 R	8	<b>1:32.326</b>	1.056	0.053	168,7	8:45:35
20	41 A.von Thurn und Taxis/P.Kox	SaReNi United	Chevrolet Camaro GT	9	<b>1:32.564</b>	1.294	0.238	168,2	8:44:23
21	5 C.Nielsen(*G*)/A.Beltoise	Farnbacher Racing	Porsche 911 GT3 R	3	<b>1:32.574</b>	1.304	0.010	168,2	8:35:13
22	4 C.Engelhart/N.Armando	Team GW-Schütz	Porsche 911 GT3 R	6	<b>1:32.721</b>	1.451	0.147	168,0	8:39:47
23	26 R.Frey/C.Haase	Prosperia C. Abt Racing	Audi R8 LMS Ultra	5	<b>1:32.783</b>	1.513	0.062	167,8	8:38:35
24	11 S.Afanasiev/A.Simonsen	Polarweiss Racing	Mercedes Benz SLS AMG GT3	8	<b>1:32.818</b>	1.548	0.035	167,8	8:44:38
25	17 R.Lips(*G*)/L.Marionek	Callaway Competition	Corvette Z06.R GT3	7	<b>1:32.986</b>	1.716	0.168	167,5	8:44:34
26	2 D.Alessi/D.Keilwitz	Callaway Competition	Corvette Z06.R GT3	3	<b>2:40.186</b>	1:08.916	1:07.200	97,2	8:37:52

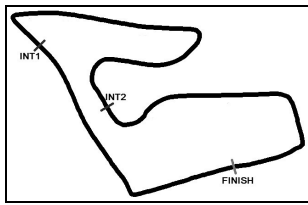
(\*G\*) marks the Gentlemen driver

Subject to final scrutineering!

Publications Time:

Clerk of the course:

Time Keeping:



# ADAC GT Masters

## Lap Analysis Warm Up



Provisional

Reg. Nr.: OSK-CR 17/2013

Red Bull Ring, Length: 4326 m

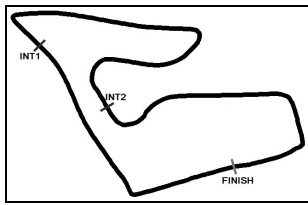
Air temperature: 17.6°C

Track temperature: 16.8°C

Weather condition: Dry

Sunday 11.8.2013 08:30

Lap	Time	SE1	SP1	SE2	SP2	SE3	SP3	Lap	Time	SE1	SP1	SE2	SP2	SE3	SP3
<b>1 Florian Stoll, DEU/ Sebastian Asch, DEU</b>								<b>theoretical besttime: 1:31.750</b>							
1	2:04.913	46.485	179	47.044		31.384	201	6	<b>1:31.917</b>	23.011	237	40.003		28.903	205
2	1:34.703	23.597	234	41.501		29.605	203	7	1:37.899	22.960	237	40.122		34.817	
3	1:33.706	23.365	235	40.622		29.719	204	8	3:19.131	2:09.393	187	40.713		29.025	204
4	1:32.758	23.065	237	40.707		28.986	205	9	2:02.539	23.145	<b>237</b>	<b>39.913</b>		59.481	194
5	1:31.967	23.049	236	40.041		<b>28.877</b>	<b>206</b>								
<b>2 Diego Alessi, ITA/ Daniel Keilwitz, DEU</b>								<b>theoretical besttime: 1:33.302</b>							
1	2:19.021	43.568	137	54.853		40.600		4	1:36.269	22.826	<b>244</b>	<b>40.374</b>		33.069	
2	2:53.289	1:30.792	174	47.451		35.046		5	3:13.662	1:28.686	239	1:00.313		44.663	
3	<b>2:40.186</b>	1:27.393	239	42.691		<b>30.102</b>	<b>208</b>								
<b>3 Andreas Wirth, DEU/ Christian Hohenadel, DEU</b>								<b>theoretical besttime: 1:31.685</b>							
1	2:15.510	39.919	156	54.107		41.484		5	1:32.264	22.945	244	40.108		29.211	208
2	2:16.366	45.493	133	57.067		33.806	207	6	<b>1:31.801</b>	22.680	245	40.034		<b>29.087</b>	<b>209</b>
3	1:33.229	23.026	242	40.691		29.512	208	7	1:36.545	22.652	<b>246</b>	<b>39.946</b>		33.947	
4	1:32.471	22.696	243	40.259		29.516	206	8	2:47.302	1:32.804	229	40.658		33.840	
<b>4 Christian Engelhart, DEU/ Nicolas Armindo, FRA</b>								<b>theoretical besttime: 1:32.574</b>							
1	1:58.762	41.794	193	45.523		31.445	201	7	1:33.149	23.303	237	40.484		29.362	<b>203</b>
2	1:34.793	23.939	234	41.176		29.678	203	8	1:32.755	23.101	<b>237</b>	40.506		<b>29.148</b>	202
3	1:34.787	23.589	236	40.871		30.327	201	9	1:33.666	23.717	235	<b>40.330</b>		29.619	198
4	1:33.766	23.675	235	40.705		29.386	203	10	1:33.860	23.461	236	40.399		30.000	198
5	1:32.957	23.186	236	40.405		29.366	202								
6	<b>1:32.721</b>	<b>23.096</b>	236	40.449		29.176	202								
<b>5 Christina Nielsen, DNK/ Anthony Beltoise, FRA</b>								<b>theoretical besttime: 1:32.494</b>							
1	2:05.301	47.343	180	46.682		31.276	203	6	2:56.334	1:42.863	229	42.640		30.831	188
2	1:35.910	23.853	228	42.473		29.584	<b>206</b>	7	1:34.992	23.860	<b>240</b>	41.529		29.603	204
3	<b>1:32.574</b>	<b>22.919</b>	239	40.306		<b>29.349</b>	206	8	1:34.254	22.981	239	41.729		29.544	204
4	1:40.038	23.322	206	46.385		30.331	205	9	1:33.856	23.030	238	40.720		30.106	203
5	1:38.108	23.028	<b>240</b>	<b>40.226</b>		34.854									
<b>6 Mario Farnbacher, DEU/ Philipp Frommenwiler, CHE</b>								<b>theoretical besttime: 1:32.261</b>							
1	2:12.993	45.791	177	51.245		35.957	185	6	3:41.053	2:31.234	234	40.483		29.336	204
2	1:45.992	29.121	191	45.199		31.672	197	7	1:32.581	23.076	236	40.404		<b>29.101</b>	203
3	1:41.239	26.318	187	44.847		30.074	204	8	<b>1:32.326</b>	22.957	<b>237</b>	<b>40.203</b>		29.166	204
4	1:32.910	23.075	<b>237</b>	40.354		29.481	<b>204</b>	9	1:36.047	23.104	236	40.138		32.805	
5	1:36.545	23.036	<b>237</b>	40.262		33.247									
<b>7 Jürg Aeberhard, CHE/ David Jahn, DEU</b>								<b>theoretical besttime: 1:31.932</b>							
1	3:22.309	1:58.370	168	49.350		34.589	184	6	1:33.235	22.918	239	40.225		30.092	203
2	1:45.653	26.944	185	46.349		32.360	200	7	1:33.999	23.074	239	41.455		29.470	206
3	1:41.258	26.399	174	45.052		29.807	206	8	1:38.163	25.531	204	43.207		29.425	206
4	1:33.084	23.193	237	40.443		29.448	206	9	<b>1:31.932</b>	22.887	<b>241</b>	<b>39.904</b>		<b>29.141</b>	<b>206</b>
5	1:32.712	22.970	238	40.490		29.252	205								
<b>8 Robert Renauer, DEU/ Martin Ragginger, AUT</b>								<b>theoretical besttime: 1:32.002</b>							
1	2:38.601	1:13.619	147	52.495		32.487	201	4	1:32.387	23.021	239	<b>39.989</b>		29.377	205
2	1:36.612	23.846	223	42.536		30.230	<b>205</b>	5	<b>1:32.005</b>	22.938	<b>240</b>	39.992		<b>29.075</b>	204
3	1:33.687	23.264	239	40.950		29.473	204	6	1:55.638	23.070	239	48.130		44.438	



# ADAC GT Masters

## Lap Analysis Warm Up



Provisional

Reg. Nr.: OSK-CR 17/2013

Sunday 11.8.2013 08:30

Red Bull Ring, Length: 4326 m

Air temperature: 17.6°C

Track temperature: 16.8°C

Weather condition: Dry

Lap	Time	SE1	SP1	SE2	SP2	SE3	SP3	Lap	Time	SE1	SP1	SE2	SP2	SE3	SP3
<b>9</b>	Rene Bourdeaux, DEU/ Alfred Renauer, DEU							<b>theoretical besttime: 1:31.701</b>							
1	2:37.046	1:12.783	154	50.667		33.596	202	6	1:32.060	22.858	241	40.171		29.031	206
2	1:36.100	23.866	235	41.996		30.238	<b>206</b>	7	1:43.971	24.427	236	46.272		33.272	206
3	1:40.523	23.179	241	45.770		31.574	205	<b>8</b>	<b>1:31.701</b>	22.813	241	<b>39.957</b>		<b>28.931</b>	206
4	1:32.250	22.851	241	40.329		29.070	206	9	1:38.473	23.473	241	41.162		33.838	
5	1:33.067	22.845	<b>242</b>	40.492		29.730	199								

<b>10</b>	Maximilian Götz, DEU/ Maximilian Buhk, DEU							<b>theoretical besttime: 1:31.220</b>							
1	2:02.419	47.807	203	44.330		30.282	202	6	1:35.709	22.841	<b>240</b>	40.093		32.775	
2	1:33.298	23.234	238	40.701		29.363	204	7	2:41.533	1:29.587	236	40.841		31.105	206
3	1:36.372	23.007	239	40.785		32.580	205	8	1:31.609	22.922	<b>240</b>	<b>39.799</b>		28.888	207
4	1:33.025	22.934	239	40.982		29.109	205	<b>9</b>	<b>1:31.270</b>	22.767	<b>240</b>	39.849		<b>28.654</b>	<b>207</b>
5	1:32.227	22.892	239	40.277		29.058	206	10	1:35.646	22.811	241	39.811		33.024	

<b>11</b>	Sergey Afanasiev, RUS/ Andreas Simonsen, SWE							<b>theoretical besttime: 1:32.635</b>							
1	2:07.881	49.265	197	46.656		31.960	201	6	1:36.228	23.076	238	40.292		32.860	
2	1:35.141	23.719	236	41.436		29.986	203	7	3:05.091	1:54.005	235	41.001		30.085	205
3	1:35.285	23.246	237	42.415		29.624	203	<b>8</b>	<b>1:32.818</b>	23.039	<b>240</b>	40.430		<b>29.349</b>	204
4	1:33.222	23.154	238	40.690		29.378	204	9	1:32.901	23.013	239	<b>40.273</b>		29.615	<b>206</b>
5	1:33.075	23.102	238	40.512		29.461	204								

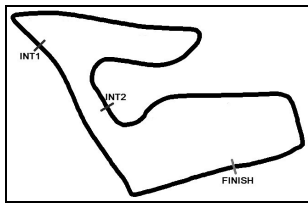
<b>12</b>	Simon Knap, NLD/ Jeroen den Boer, NLD							<b>theoretical besttime: 1:32.024</b>							
1	2:35.861	1:08.011	162	54.218		33.632	199	6	2:48.427	1:37.049	233	40.938		30.440	203
2	1:35.934	23.647	232	42.296		29.991	202	7	1:32.420	23.095	236	40.350		28.975	205
3	1:33.695	23.299	233	40.943		29.453	203	<b>8</b>	<b>1:32.089</b>	22.911	<b>237</b>	40.380		<b>28.798</b>	<b>205</b>
4	1:33.039	23.224	234	40.515		29.300	203	9	1:36.338	22.917	<b>237</b>	44.248		29.173	203
5	1:37.297	23.226	233	<b>40.315</b>		33.756									

<b>14</b>	Frank Kechele, DEU/ Dominik Schwager, BEL							<b>theoretical besttime: 1:31.527</b>							
1	2:25.812	56.986	125	51.892		36.934	179	6	1:36.486	23.032	<b>238</b>	39.755		33.699	
2	1:42.298	28.042	191	43.739		30.517	202	7	3:21.917	2:10.858	237	40.653		30.406	
3	1:39.415	23.569	200	43.489		32.357	205	<b>8</b>	<b>1:31.559</b>	22.908	<b>238</b>	<b>39.699</b>		<b>28.952</b>	<b>206</b>
4	1:32.441	<b>22.876</b>	<b>238</b>	40.113		29.452	206	9	1:37.302	22.774	239	39.770		34.758	
5	1:32.317	23.013	<b>238</b>	40.026		29.278	206								

<b>16</b>	Philip Geipel, DEU/ Filip Sladicka, SVK							<b>theoretical besttime: 1:31.869</b>							
1	2:40.088	1:09.436	156	55.267		35.385	195	6	1:41.214	23.337	232	42.214		35.663	
2	1:40.896	24.660	193	45.522		30.714	200	7	2:39.382	1:28.889	231	41.144		29.349	200
3	1:34.791	23.788	231	41.222		29.781	202	8	1:33.074	23.312	<b>235</b>	40.440		29.322	203
4	1:32.769	23.243	232	40.279		29.247	202	<b>9</b>	<b>1:32.139</b>	23.269	235	40.211		<b>28.659</b>	<b>204</b>
5	1:32.548	<b>23.201</b>	232	<b>40.009</b>		29.338	201								

<b>17</b>	Remo Lips, CHE/ Lennart Marioneck, DEU							<b>theoretical besttime: 1:32.526</b>							
1	2:49.198	1:20.781	160	53.678		34.739	204	5	1:39.311	23.268	<b>244</b>	41.873		34.170	
2	1:38.242	23.980	237	43.267		30.995	206	6	2:43.267	1:32.491	233	41.278		<b>29.498</b>	207
3	1:49.488	27.889	157	44.627		36.972		<b>7</b>	<b>1:32.986</b>	22.909	242	40.562		29.515	<b>208</b>
4	2:22.053	1:09.445	210	42.454		30.154	207	8	1:40.531	22.747	243	<b>40.281</b>		37.503	

<b>18</b>	Toni Seiler, CHE/ Mike Parisy, FRA							<b>theoretical besttime: 1:31.788</b>							
1	2:24.629	47.520	112	59.204		37.905	164	6	1:38.089	22.590	227	40.525		34.974	
2	1:50.434	29.057	149	48.887		32.490	201	7	2:40.593	1:28.365	223	42.089		30.139	208
3	1:43.217	25.478	210	47.142		30.597	210	8	1:33.614	22.880	244	41.110		29.624	208
4	1:32.112	22.676	244	<b>40.065</b>		29.371	210	9	1:34.518	23.792	226	41.222		29.504	209
5	<b>1:31.815</b>	<b>22.485</b>	<b>245</b>	40.092		<b>29.238</b>	<b>211</b>								



# ADAC GT Masters

## Lap Analysis Warm Up



Provisional

Reg. Nr.: OSK-CR 17/2013

Sunday 11.8.2013 08:30

Red Bull Ring, Length: 4326 m

Air temperature: 17.6°C

Track temperature: 16.8°C

Weather condition: Dry

Lap	Time	SE1	SP1	SE2	SP2	SE3	SP3	Lap	Time	SE1	SP1	SE2	SP2	SE3	SP3
<b>19</b>	Claudia Hürtgen, DEU/ Dominik Baumann, AUT							<b>theoretical besttime: 1:31.816</b>							
1	1:55.573	41.358	213	44.034		30.181	200	6	1:36.539	23.076	236	40.155		33.308	
2	1:34.532	23.419	233	41.119		29.994	202	7	3:27.700	2:17.823	231	41.010		<b>28.867</b>	204
3	1:33.778	23.287	234	41.229		29.262	201	8	1:32.572	22.905	<b>238</b>	40.597		29.070	<b>204</b>
4	1:32.820	23.131	235	40.568		29.121	203	<b>9</b>	<b>1:31.826</b>	<b>22.904</b>	<b>238</b>	<b>40.045</b>		28.877	203
5	1:32.529	23.070	236	40.361		29.098	203								

<b>20</b>	Max Sandritter, DEU/ Jörg Müller, DEU							<b>theoretical besttime: 1:31.939</b>							
1	1:57.608	41.947	212	44.720		30.941	199	6	1:32.633	23.048	<b>237</b>	40.418		29.167	<b>203</b>
2	1:35.633	23.856	233	41.851		29.926	201	7	1:38.489	23.043	237	40.944		34.502	
3	1:35.574	24.660	233	41.223		29.691	202	8	3:06.562	1:56.735	234	40.528		29.299	202
4	1:33.907	23.872	235	40.737		29.298	202	<b>9</b>	<b>1:31.939</b>	<b>23.040</b>	236	<b>39.988</b>		<b>28.911</b>	202
5	1:32.836	23.179	237	40.439		29.218	202								

<b>26</b>	Rahel Frey, CHE/ Christopher Haase, DEU							<b>theoretical besttime: 1:32.487</b>							
1	2:20.185	56.742	197	47.687		35.756	197	6	1:37.914	23.118	233	40.580		34.216	
2	1:35.630	23.815	229	41.686		30.129	200	7	3:17.139	2:04.933	226	42.657		29.549	202
3	1:33.995	23.357	233	40.946		29.692	201	8	1:32.919	23.384	<b>234</b>	40.577		<b>28.958</b>	<b>203</b>
4	1:32.995	23.313	233	<b>40.411</b>		29.271	202	9	1:40.351	23.831	233	41.554		34.966	
5	<b>1:32.783</b>	23.126	233	40.553		29.104	202								

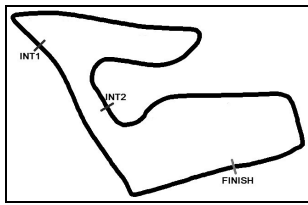
<b>27</b>	Rene Rast, DEU/ Christopher Mies, DEU							<b>theoretical besttime: 1:31.847</b>							
1	2:20.932	58.281	182	47.021		35.630	200	6	2:37.080	1:26.249	230	41.329		29.502	201
2	1:40.418	25.092	186	43.295		32.031	201	7	1:32.384	23.203	234	40.255		28.926	203
3	1:33.012	23.389	233	40.481		29.142	202	<b>8</b>	<b>1:31.881</b>	23.060	234	40.056		<b>28.765</b>	<b>204</b>
4	1:32.456	23.240	233	40.136		29.080	202	9	1:32.687	23.030	<b>235</b>	<b>40.052</b>		29.605	203
5	1:36.126	23.198	233	40.166		32.762									

<b>28</b>	Christer Jöns, DEU/ Markus Winkelhock, DEU							<b>theoretical besttime: 1:32.062</b>							
1	2:16.433	54.878	216	47.928		33.627	197	6	1:38.323	23.211	234	40.400		34.712	
2	1:47.541	24.727	199	48.590		34.224	201	7	2:54.811	1:42.804	229	42.276		29.731	202
3	1:33.357	23.402	233	40.296		29.659	202	8	1:32.767	23.287	234	40.371		29.109	203
4	<b>1:32.273</b>	23.204	232	40.117		<b>28.952</b>	<b>204</b>	9	1:32.948	23.144	<b>235</b>	40.191		29.613	203
5	1:32.553	<b>22.997</b>	233	<b>40.113</b>		29.443	200								

<b>41</b>	Albert von Thurn und Taxis, DEU/ Peter Kox, NLD							<b>theoretical besttime: 1:32.525</b>							
1	1:54.381	33.291	163	48.459		32.631	201	7	1:33.199	22.836	240	40.420		29.943	201
2	1:35.500	23.452	235	41.679		30.369	205	8	1:32.933	23.006	241	40.387		29.540	<b>207</b>
3	1:35.775	23.137	226	42.643		29.995	206	<b>9</b>	<b>1:32.564</b>	22.786	242	<b>40.270</b>		<b>29.508</b>	206
4	1:33.497	23.121	241	40.486		29.890	205	10	1:32.843	22.747	241	40.475		29.621	207
5	1:33.166	22.857	<b>243</b>	40.629		29.680	205								
6	1:32.910	22.963	240	40.342		29.605	206								

<b>43</b>	Gottfried Grasser, AUT/ Bernhard Auinger, AUT							<b>theoretical besttime: 1:31.894</b>							
1	2:08.848	47.885	168	47.201		33.762	203	7	1:32.718	22.748	242	40.090		29.880	208
2	1:35.426	23.726	237	41.600		30.100	206	8	1:33.325	23.099	239	40.765		29.461	209
3	1:33.356	22.974	239	40.760		29.622	206	9	1:32.997	23.756	241	<b>39.962</b>		29.279	<b>210</b>
4	1:33.013	22.874	239	40.627		29.512	207	10	1:34.632	22.767	<b>243</b>	41.453		30.412	208
5	1:32.983	22.835	240	40.104		30.044	206								
6	<b>1:32.151</b>	<b>22.726</b>	239	40.219		<b>29.206</b>	207								

<b>44</b>	Harald Proczyk, AUT/ Gerhard Tweraser, AUT							<b>theoretical besttime: 1:31.781</b>							
1	2:54.708	1:16.425	109	58.554		39.729	188	6	1:33.242	23.351	234	40.214		29.677	202
2	1:48.664	26.358	182	50.827		31.479	199	7	1:32.230	23.071	234	40.028		29.131	203
3	1:34.093	23.815	231	40.883		29.395	<b>204</b>	<b>8</b>	<b>1:31.781</b>	<b>23.019</b>	234	<b>39.764</b>		<b>28.998</b>	<b>204</b>
4	1:39.360	23.039	<b>235</b>	40.519		35.802		9	1:41.188	23.008	234	40.908		37.272	
5	2:42.493	1:28.657	200	42.982		30.854	202								



# ADAC GT Masters

## Lap Analysis Warm Up

Provisional



Red Bull Ring, Length: 4326 m

Air temperature: 17.6°C

Track temperature: 16.8°C

Weather condition: Dry

Reg. Nr.: OSK-CR 17/2013

Sunday 11.8.2013 08:30

Lap	Time	SE1	SP1	SE2	SP2	SE3	SP3	Lap	Time	SE1	SP1	SE2	SP2	SE3	SP3
-----	------	-----	-----	-----	-----	-----	-----	-----	------	-----	-----	-----	-----	-----	-----

### 47 Paul Green, DEU/ Niclas Kantenich, DEU

**theoretical besttime: 1:32.075**

1	2:32.195	1:01.294	175	54.288		36.613	169	6	2:33.209	1:22.222	228	41.308		29.679	201
2	1:40.808	25.152	225	43.874		31.782	200	7	1:33.027	23.389	232	40.438		29.200	201
3	1:37.015	24.012	233	42.919		30.084	201	8	1:32.702	23.275	233	40.117		29.310	202
4	1:34.978	23.629	232	41.612		29.737	202	9	<b>1:32.075</b>	<i>23.148</i>	<b>233</b>	<b>39.888</b>		<b>29.039</b>	<b>202</b>
5	1:39.872	23.653	232	42.224		33.995									

### 100 Aditya Patel, IND/ Daniel Dobitsch, AUT

**theoretical besttime: 1:31.904**

1	2:31.669	55.279	141	59.131		37.259	162	6	1:32.848	23.264	234	40.521		29.063	203
2	1:54.349	30.886	130	49.800		33.663	198	7	1:32.377	23.128	<b>236</b>	40.156		29.093	<b>206</b>
3	1:45.117	23.990	232	42.452		38.675		8	1:36.338	24.711	203	41.665		29.962	205
4	2:30.921	1:15.311	144	43.825		31.785	200	9	<b>1:31.941</b>	23.165	<b>236</b>	<b>39.985</b>		<b>28.791</b>	206
5	1:34.731	24.183	<b>236</b>	41.065		29.483	203								