

Formel ADAC

Result List Qualifying



Provisional

Reg. Nr.: OSK-CR 17/2013

Saturday 10.8.2013 09:10

Red Bull Ring, Length: 4326 m

Air temperature: 21.5°C

Track temperature: 22.4°C

Weather condition: Dry

started : 20

classified : 20

not classified : 0

	Competitor Drivers	Sponsor Car	Lap	Best Time	Gap	Diff	Kph	Day Time
1	9 ADAC Berlin-Brandenburg e.V. M.Günther(DEU)	Formel ADAC powered by Volkswagen	16	1:36.808			160,9	9:44:18
2	15 ADAC Berlin-Brandenburg e.V. A.Picariello(BEL)	Formel ADAC powered by Volkswagen	12	1:36.939	0.131	0.131	160,7	9:39:49
3	26 Team KUG Motorsport R.Boschung(CHE)	Formel ADAC powered by Volkswagen	13	1:37.160	0.352	0.221	160,3	9:44:06
4	16 Schiller-Motorsport J.Kremer(DEU)	Formel ADAC powered by Volkswagen	14	1:37.314	0.506	0.154	160,0	9:38:56
5	7 Neuhauser Racing Team N.Beer(DEN)	Formel ADAC powered by Volkswagen	12	1:37.614	0.806	0.300	159,5	9:43:05
6	4 Lotus B.Visser(NLD)	Formel ADAC powered by Volkswagen	14	1:37.737	0.929	0.123	159,3	9:41:25
7	8 Neuhauser Racing Team S.Riener(AUT)	Formel ADAC powered by Volkswagen	13	1:37.740	0.932	0.003	159,3	9:44:30
8	6 Neuhauser Racing Team M.Dienst(DEU)	ADAC Nordbaden e.V. Formel ADAC powered by Volkswagen	17	1:37.849	1.041	0.109	159,2	9:43:50
9	3 Lotus M.Jensen(DNK)	Formel ADAC powered by Volkswagen	7	1:37.852	1.044	0.003	159,2	9:23:18
10	5 Lotus I.Dontje(NLD)	Formel ADAC powered by Volkswagen	14	1:37.884	1.076	0.032	159,1	9:43:52
11	10 ADAC Berlin-Brandenburg e.V. K.Schramm(DEU)	Formel ADAC powered by Volkswagen	13	1:38.024	1.216	0.140	158,9	9:43:08
12	17 Schiller Motorsport F.Schiller(DEU)	Formel ADAC powered by Volkswagen	16	1:38.156	1.348	0.132	158,7	9:43:22
13	2 Lotus C.O'Keeffe(RSA)	Formel ADAC powered by Volkswagen	14	1:38.344	1.536	0.188	158,4	9:42:18
14	11 ADAC Berlin-Brandenburg e.V. H.Grapp(DEU)	Formel ADAC powered by Volkswagen	11	1:38.557	1.749	0.213	158,0	9:37:44
15	22 JBR Motorsport & Engineering GmbH B.Gentgen(DEU)	ADAC Nordrhein e.V. Formel ADAC powered by Volkswagen	16	1:38.797	1.989	0.240	157,6	9:42:28
16	28 HS Engineering Z.Ashkananj(KWT)	Formel ADAC powered by Volkswagen	15	1:38.843	2.035	0.046	157,6	9:41:21
17	24 Team KUG Motorsport S.Kox(NLD)	Formel ADAC powered by Volkswagen	17	1:38.886	2.078	0.043	157,5	9:43:12
18	19 JBR Motorsport & Engineering GmbH K.Giersiepen(DEU)	ADAC Westfalen Team Sport Formel ADAC powered by Volkswagen	12	1:39.711	2.903	0.825	156,2	9:38:01
19	14 ADAC Berlin-Brandenburg e.V. G.Maggi(CHE)	Formel ADAC powered by Volkswagen	13	1:39.780	2.972	0.069	156,1	9:43:20
20	23 JBR Motorsport & Engineering GmbH H.Utsch(DEU)	Formel ADAC powered by Volkswagen	17	1:40.306	3.498	0.526	155,3	9:44:23

Qualifying Time: 1:46.665 MIN LAPS : 2 Percent: 110%

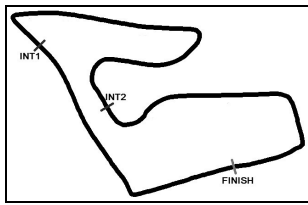
car #14,5,28,7,8,19,10,15,4,23,3 cancellation of relevant lap time - track limit

Subject to final scrutineering!

Publications Time:

Clerk of the course:

Time Keeping:



Formel ADAC

Lap analysis Qualifying



Provisional

Reg. Nr.: OSK-CR 17/2013

Saturday 10.8.2013 09:10

Red Bull Ring, Length: 4326 m

Air temperature: 21.6°C

Track temperature: 22.3°C

Weather condition: Dry

Lap	Time	SE1	SP1	SE2	SP2	SE3	SP3	TSP	Lap	Time	SE1	SP1	SE2	SP2	SE3	SP3	TSP
2 Callan O'Keeffe, RSA ,									theoretical besttime: 1:38.312								
1	2:49.377	1:09.135	130	59.852	114	40.390	148		9	8:41.155	7:15.824	152	52.190	133	33.141	175	
2	1:55.975	33.040	119	50.058	131	32.877	175		10	1:50.822	28.922	138	48.732	134	33.168	178	
3	1:44.470	26.631	189	47.307	155	30.532	176		11	1:39.286	26.118	192	43.850	161	29.318	180	
4	1:41.202	26.523	189	44.596	158	30.083	177		12	1:38.968	25.974	193	43.657	161	29.337	180	
5	1:40.639	26.376	189	44.251	161	30.012			13	1:38.602	25.873	193	43.447	163	29.282	180	
6	1:39.682	26.194	191	43.899	159	29.589	179		14	1:38.344	25.905	193	43.397	163	29.042	180	
7	1:39.223	25.944	193	43.705	157	29.574	179		15	1:38.949	25.929	194	43.490	160	29.530	181	
8	2:00.363	26.077	193	45.582	126	48.704											

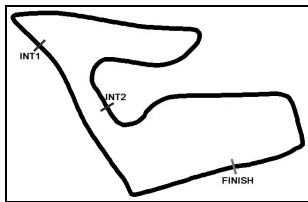
3 Mikkel Jensen, DNK ,									theoretical besttime: 1:37.799								
1	2:47.911	1:07.823	111	1:02.278	125	37.810	164		9	7:08.955	5:41.030	149	53.175	136	34.750	172	
2	2:06.721	32.586	126	59.924	119	34.211	176		10	1:48.247	29.662	163	48.382	149	30.203	179	
3	1:48.093	26.530	190	50.821	146	30.742	176		11	1:45.934	28.632	176	47.322	153	29.980	180	
4	1:40.078	26.259	191	44.054	160	29.765	178		12	1:52.255	26.879	156	54.807	141	30.569	180	
5	1:39.348	26.166	190	43.608	162	29.574	179		13	1:38.258	25.714	194	43.035	160	29.509	178	
6	1:38.370	25.884	192	43.278	159	29.208	180		14	1:39.398	25.808	195	44.056	148	29.534	180	
7	1:37.852	25.720	193	43.015	162	29.117	181			1:46.641	28.677	182	48.226	148	29.738	180	
8	2:00.923	25.667	194	51.894	130	43.362											

4 Beitske Visser, NLD ,									theoretical besttime: 1:37.566								
1	2:09.276	44.346	130	50.610	145	34.320	136		10	7:16.233	5:57.095	150	48.307	155	30.831	177	
2	1:50.253	32.079	155	47.317	155	30.857	175		11	1:39.558	26.161	193	43.907	163	29.490	179	
3	1:41.118	26.573	189	44.369	159	30.176	177		12	1:38.505	25.909	194	43.296	167	29.300	179	
4	1:39.911	26.107	192	44.042	160	29.762	179		13	1:38.740	25.755	195	43.003	167	29.982	178	
5	1:39.431	26.020	193	43.821	163	29.590	178			1:37.877	25.671	195	43.085	167	29.121	181	
6	1:39.128	25.961	192	43.440	165	29.727	178		14	1:37.737	25.603	196	43.056	167	29.078	181	
7	1:40.700	26.552	191	44.280	165	29.868	179			1:37.632	25.498	198	42.990	167	29.144	180	
8	1:38.812	25.904	194	43.413	165	29.495	179										
9	1:58.560	27.179	161	48.108	144	43.273											

5 Indy Dontje, NLD ,									theoretical besttime: 1:37.884								
1	2:25.810	51.596	109	57.736	127	36.478	148		8	1:57.736	27.750	178	47.642	148	42.344		
2	1:55.591	32.297	146	50.681	141	32.613	175		9	9:06.300	7:42.272	135	51.633	142	32.395	168	
	1:42.989	27.654	185	44.869	159	30.466	177		10	1:52.979	30.401	150	50.593	150	31.985	164	
3	1:40.679	26.314	190	44.415	158	29.950	178		11	1:38.922	26.356	196	43.371	159	29.195	180	
4	1:39.766	26.101	191	44.096	160	29.569			12	1:38.399	25.660	195	43.454	163	29.285	180	
5	1:39.410	25.882	193	44.015	161	29.513	179		13	1:38.247	25.695	195	43.365	163	29.187	180	
6	1:39.270	25.953	191	43.825	161	29.492	178		14	1:37.884	25.640	196	43.213	162	29.031	181	
7	1:39.009	25.948	191	43.517	160	29.544	178										

6 Marvin Dienst, DEU ,									theoretical besttime: 1:37.499								
1	2:26.871	53.767	114	56.994	123	36.110	153		10	1:39.379	25.823	196	44.054	152	29.502	180	
2	2:04.416	30.166	166	51.082	139	43.168			11	1:38.463	25.772	196	43.456	159	29.235	182	
3	4:09.679	2:50.242	185	48.477	147	30.960	176		12	1:38.409	25.669	196	43.340	150	29.400	181	
4	1:41.212	26.634	192	44.758	154	29.820	178		13	1:37.975	25.658	197	43.183	160	29.134		
5	1:39.536	26.079	193	44.009	158	29.448	179		14	1:37.911	25.523	198	43.241	159	29.147	180	
6	1:39.363	25.928	195	44.094	154	29.341	180		15	1:38.136	25.459	198	43.340	157	29.337	181	
7	1:53.058	25.633	198	47.015	139	40.410			16	1:38.862	26.527	191	43.306	158	29.029	181	
8	3:29.205	2:13.164	190	44.722	155	31.319	179		17	1:37.849	25.683	196	43.011	161	29.155	181	
9	1:40.013	25.951	197	44.351	160	29.711	180										

7 Nicolas Beer, DEN ,									theoretical besttime: 1:37.614								
1	2:24.865	54.043	119	55.644	133	35.178	158		8	1:38.422	25.608	196	43.643	167	29.171	180	
2	1:58.246	30.059	154	47.786	148	40.401				1:37.840	25.596	194	43.050	167	29.194	179	
3	4:01.539	2:46.309	182	45.067	161	30.163	177			1:39.830	26.063	165	44.494	167	29.273	179	
	1:40.289	26.168	193	44.070	164	30.051	175		9	1:37.929	25.646	195	43.171	168	29.112	179	
4	1:40.318	26.546	191	44.107	165	29.665	178		10	1:43.242	25.572	195	43.172	160	34.498		
5	1:38.908	25.883	194	43.682	164	29.343	179		11	2:32.031	1:18.992	179	43.797	166	29.242	180	



Formel ADAC

Lap analysis Qualifying



Provisional

Reg. Nr.: OSK-CR 17/2013

Saturday 10.8.2013 09:10

Red Bull Ring, Length: 4326 m

Air temperature: 21.6°C

Track temperature: 22.3°C

Weather condition: Dry

Lap	Time	SE1	SP1	SE2	SP2	SE3	SP3	TSP	Lap	Time	SE1	SP1	SE2	SP2	SE3	SP3	TSP
6	1:57.156	25.844	194	47.195	127	44.117			12	1:37.614	25.533	197	42.987	168	29.094	181	
7	3:39.234	2:24.406	185	44.634	163	30.194	179										
	1:38.433	25.696	196	43.551	165	29.186	179	-									

8 Stefan Riener, AUT ,

theoretical besttime: 1:37.668

1	2:28.014	55.149	113	57.014	113	35.851	155			1:38.285	25.633	195	43.527	162	29.125	179	-
2	2:00.417	29.590	156	49.811	136	41.016				1:42.660	28.963	155	44.401	165	29.296	180	-
3	4:00.710	2:45.265	174	45.245	156	30.200	176			1:38.391	25.664	195	43.436	163	29.291	180	-
4	1:40.100	26.199	193	44.054	159	29.847	176		10	1:38.192	25.609	197	43.313	162	29.270	177	-
5	1:40.896	27.135	191	44.117	161	29.644	179			1:39.001	26.177	195	43.546	161	29.278	179	-
6	1:38.799	25.969	194	43.810	163	29.020	180		11	1:46.326	25.558	196	43.571	160	37.197		
7	1:59.210	25.726	195	47.054	128	46.430			12	2:12.442	59.601	190	43.570	163	29.271	179	
8	3:30.818	2:16.920	186	44.368	154	29.530	179		13	1:37.740	25.630	197	43.104	162	29.006	180	
9	1:38.800	25.811	195	43.487	163	29.502	180										

9 Maximilian Günther, DEU ,

theoretical besttime: 1:36.675

1	5:17.479	3:55.138	141	49.222	139	33.119	161		10	1:46.889	27.801	159	48.167	96	30.921	180	
2	1:48.401	29.881	160	46.712	149	31.808	159		11	1:37.049	25.547	195	42.686	168	28.816	182	
3	1:48.570	28.750	162	46.936	152	32.884	164		12	1:37.017	25.619	196	42.650	169	28.748	183	
4	1:41.330	27.265	184	44.236	160	29.829	179		13	1:36.938	25.393	198	42.660	167	28.885	181	
5	1:39.011	25.765	194	43.448	157	29.798	180		14	1:41.158	25.367	197	46.333	159	29.458	181	
6	1:37.784	25.623	194	43.070	164	29.091	180		15	1:36.975	25.479	196	42.683	168	28.813	181	
7	1:51.253	26.336	165	46.619	147	38.298			16	1:36.808	25.483	196	42.667	168	28.658	181	
8	5:16.531	3:56.613	147	48.259	147	31.659	165										
9	1:45.465	28.473	166	46.393	153	30.599	167										

10 Kim Luis Schramm, DEU ,

theoretical besttime: 1:38.024

1	5:28.625	4:04.279	136	52.000	133	32.346	171		9	1:42.599	27.549	188	44.764	151	30.286	179	
2	1:48.380	28.127	175	48.416	144	31.837	172		10	1:40.987	26.233	196	45.117	155	29.637	179	
3	1:46.101	28.358	154	47.037	141	30.706	178		11	1:38.663	25.691	196	43.449	159	29.523	179	
4	1:41.064	26.752	190	44.098	152	30.214	178			1:39.828	25.918	196	44.149	156	29.761	-	-
5	1:39.972	26.113	193	44.034	153	29.825	180			1:38.960	25.713	197	43.853	158	29.394	180	-
6	1:39.700	26.196	193	43.844	156	29.660	179		12	1:38.399	25.708	197	43.358	159	29.333	180	
7	1:58.234	27.698	169	47.756	138	42.780			13	1:38.024	25.570	197	43.228	162	29.226	181	
8	5:29.110	4:10.854	178	46.988	140	31.268	178										

11 Hendrik Grapp, DEU ,

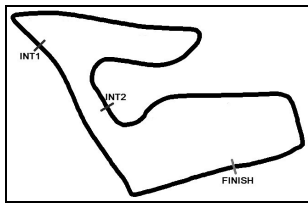
theoretical besttime: 1:38.428

1	5:35.189	4:02.695	130	58.569	126	33.925	160		9	1:44.456	28.129	178	45.737	156	30.590	172	
2	1:50.477	28.622	179	49.552	142	32.303	162		10	1:42.647	28.609	151	44.371	157	29.667	180	
3	1:48.326	28.449	183	48.339	148	31.538	169		11	1:38.557	25.916	194	43.172	158	29.469	180	
4	1:55.167	29.343	165	56.107	158	29.717	178		12	1:41.926	25.910	195	45.987	157	30.029	179	
5	1:39.453	26.096	193	43.663	158	29.694	180		13	1:40.209	25.936	196	44.759	160	29.514	180	
6	1:56.204	26.040	194	44.278	161	45.886			14	1:38.628	25.971	195	43.311	159	29.346	180	
7	5:59.054	4:36.637	145	50.055	147	32.362	134		15	1:40.689	26.100	194	44.820	147	29.769	180	
8	1:55.435	29.772	168	53.989	131	31.674	165										

14 Giorgio Maggi, CHE ,

theoretical besttime: 1:39.706

1	4:19.391	2:45.899	124	54.831	135	38.661			7	1:46.928	29.701	172	46.677	156	30.550	175	
	1:58.198	33.513	157	51.144	134	33.541	158	-	8	1:42.502	26.477	193	45.893	162	30.132	178	
2	1:45.110	29.079	185	45.298	154	30.733	175		9	1:40.126	26.079	194	43.848	165	30.199	177	
	1:43.256	27.340	187	45.171	157	30.745	-	-	10	1:40.582	26.130	195	44.004	161	30.448	176	
3	1:43.528	26.587	189	44.961	149	31.980	176		11	1:40.335	26.272	192	44.085	161	29.978	178	
4	1:41.120	26.417	192	44.466	162	30.237	175		12	1:40.352	26.249	193	44.049	164	30.054		
5	2:02.347	26.534	194	46.069	134	49.744			13	1:39.780	26.153	193	43.792	162	29.835	178	
6	6:17.148	4:54.578	152	48.371	139	34.199	158										



Formel ADAC

Lap analysis Qualifying



Provisional

Reg. Nr.: OSK-CR 17/2013

Saturday 10.8.2013 09:10

Red Bull Ring, Length: 4326 m

Air temperature: 21.6°C

Track temperature: 22.3°C

Weather condition: Dry

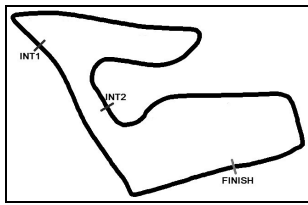
Lap	Time	SE1	SP1	SE2	SP2	SE3	SP3	TSP	Lap	Time	SE1	SP1	SE2	SP2	SE3	SP3	TSP
15	Alessio Picariello, BEL ,								theoretical besttime: 1:36.789								
1	5:11.909	3:43.053	153	55.199	125	33.657	140		9	1:38.351	25.909	190	43.392	163	29.050	181	
2	1:49.873	28.982	184	46.549	135	34.342	170		10	1:37.638	25.529	196	42.980	166	29.129	181	
3	1:40.861	27.131	187	44.042	158	29.688	177			1:42.234	26.499	158	46.443	161	29.292	181	-
4	1:42.191	26.425	171	46.343	165	29.423	180		11	1:37.188	25.514	197	42.881	166	28.793	182	
5	1:38.046	25.749	194	43.183	165	29.114	180			1:38.030	25.328	200	43.059	164	29.643	178	-
6	1:37.603	25.569	196	42.957	163	29.077	180		12	1:36.939	25.498	198	42.665	166	28.776	182	
7	1:50.887	25.691	195	45.386	144	39.810			13	1:37.029	25.348	199	42.701	166	28.980	183	
8	4:27.360	3:12.643	186	44.653	160	30.064	180		14	1:46.460	25.683	200	43.481	162	37.296		

16	Jason Kremer, DEU ,								theoretical besttime: 1:36.995								
1	1:55.078	36.970	161	46.727	144	31.381	163		10	1:40.312	25.842	195	45.245	157	29.225	181	
2	1:43.626	27.816	178	45.646	152	30.164	177		11	1:37.635	25.745	195	42.779	168	29.111	181	
3	1:40.270	26.177	191	44.224	163	29.869	176		12	1:38.065	25.526	196	42.960	156	29.579	182	
4	1:39.824	26.297	191	43.668	162	29.859	178		13	1:38.748	25.390	198	43.354	138	30.004	180	
5	1:39.198	26.027	193	43.710	160	29.461	180		14	1:37.314	25.601	196	42.732	167	28.981	182	
6	1:38.288	25.843	192	43.054	165	29.391	179		15	1:37.526	25.493	196	42.840	167	29.193	181	
7	1:37.907	25.800	192	42.939	166	29.168	180		16	1:37.348	25.640	194	42.835	167	28.873	181	
8	1:44.592	25.891	193	43.707	153	34.994			17	2:12.387	30.373	150	50.872	141	51.142		
9	7:05.774	5:49.010	185	46.789	150	29.975	179										

17	Fabian Schiller, DEU ,								theoretical besttime: 1:38.156								
1	1:59.034	38.674	166	48.512	142	31.848	170		10	1:39.005	25.925	193	43.445	162	29.635	177	
2	1:43.636	27.428	185	45.492	158	30.716	173		11	1:39.707	26.243	194	43.736	166	29.728	178	
3	1:41.978	26.722	189	44.874	159	30.382	175		12	1:38.669	25.875	195	43.298	164	29.496	177	
4	1:52.985	26.912	188	44.895	141	41.178			13	1:45.298	27.978	188	47.256	164	30.064	179	
5	4:58.118	3:42.330	187	45.112	136	30.676	177		14	1:42.961	25.813	195	43.408	168	33.740	178	
6	1:39.988	26.017	194	43.928	160	30.043	177		15	1:39.017	25.892	193	43.562	161	29.563		
7	1:54.431	25.972	192	48.515	146	39.944			16	1:38.156	25.748	194	43.156	167	29.252	180	
8	4:09.233	2:48.213	184	50.032	155	30.988	178										
9	1:40.090	26.442	190	43.835	164	29.813	176										

19	Kim Alexander Giersiepen, DEU ,								theoretical besttime: 1:39.579								
1	2:23.444	45.042	121	59.254	107	39.148	162			1:41.426	26.414	189	44.287	158	30.725	172	-
2	1:50.138	30.496	142	47.806	143	31.836	171		10	1:40.916	26.556	189	44.312	160	30.048	177	
3	1:45.838	29.092	146	46.300	158	30.446	176		11	1:40.138	26.277	191	44.179	158	29.682	176	
4	1:42.119	26.481	187	45.185	160	30.453	176		12	1:39.711	26.255	191	43.933	158	29.523	178	
5	1:40.489	26.446	189	44.362	155	29.681	177		13	1:43.669	26.212	191	47.459	156	29.998	178	
6	1:42.087	26.458	190	44.396	163	31.233	163		14	1:39.862	26.178	192	44.024	157	29.660	178	
7	1:41.615	26.880	192	44.804	157	29.931	177		15	1:40.719	26.123	191	44.844	157	29.752	178	
8	2:06.761	26.257	191	56.021	146	44.483											
9	6:26.644	5:11.125	184	45.515	156	30.004	176										

22	Benedikt Gentgen, DEU ,								theoretical besttime: 1:38.608								
1	2:31.177	59.280	136	55.690	132	36.207	136		10	1:43.920	27.152	171	46.471	155	30.297	179	
2	1:53.755	31.050	153	49.383	139	33.322	141		11	1:39.963	26.014	193	44.007	159	29.942	179	
3	1:59.687	37.869	122	51.092	152	30.726	175		12	1:40.066	25.921	193	43.811	154	30.334	179	
4	1:43.422	27.960	187	44.912	157	30.550	176		13	1:39.433	25.970	194	43.822	158	29.641	179	
5	1:40.650	26.348	191	44.419	157	29.883			14	1:39.557	25.900	194	43.800	159	29.857	178	
6	1:39.952	26.005	191	43.984	156	29.963	178		15	1:39.092	25.980	193	43.586	161	29.526	179	
7	1:40.037	26.134	191	44.136	160	29.767			16	1:38.797	25.890	194	43.660	162	29.247	179	
8	2:00.321	26.044	192	45.881	105	48.396			17	1:39.130	25.775	194	43.978	153	29.377	181	
9	5:38.422	4:20.779	149	46.980	153	30.663	176										



Formel ADAC

Lap analysis Qualifying



Provisional

Reg. Nr.: OSK-CR 17/2013

Saturday 10.8.2013 09:10

Red Bull Ring, Length: 4326 m

Air temperature: 21.6°C

Track temperature: 22.3°C

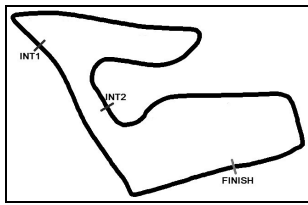
Weather condition: Dry

Lap	Time	SE1	SP1	SE2	SP2	SE3	SP3	TSP	Lap	Time	SE1	SP1	SE2	SP2	SE3	SP3	TSP
23	Hannes Utsch, DEU ,								theoretical besttime: 1:40.306								
1	2:28.588	52.383	105	59.438	120	36.767	164		11	1:43.456	26.951	189	46.165	157	30.340	176	
2	1:54.584	30.130	157	51.524	139	32.930	162		12	1:41.739	26.294	190	44.877	158	30.568	177	
3	1:44.782	27.788	179	45.941	149	31.053	176			1:41.423	26.280	190	44.784	155	30.359	177	
4	1:42.631	26.490	191	45.292	148	30.849	176		13	1:40.898	26.307	190	44.425	153	30.166	176	
5	1:41.623	26.410	192	44.796	154	30.417	176		14	1:40.881	26.174	192	44.337	156	30.370	176	
6	1:41.025	26.369	190	44.416	159	30.240	176		15	1:41.030	26.226	190	44.510	164	30.294	176	
7	1:40.920	26.329	191	44.422	157	30.169	175		16	1:41.002	26.268	190	44.301	157	30.433	177	
8	1:56.774	26.737	190	44.615	155	45.422			17	1:40.306	<i>26.145</i>	193	44.069	156	30.092	177	
9	4:19.259	3:03.175	183	45.375	153	30.709	175										
10	1:42.214	26.587	189	44.723	160	30.904	159										

24	Stephane Kox, NLD ,								theoretical besttime: 1:38.747								
1	2:29.631	57.605	117	56.175	116	35.851	154		10	1:43.168	26.524	196	44.768	137	31.876	178	
2	1:53.171	29.482	165	50.690	137	32.999	172		11	1:40.187	26.110	197	43.721	152	30.356	177	
3	1:44.415	27.291	191	45.767	146	31.357	176		12	1:39.978	26.000	197	43.667	153	30.311	177	
4	1:42.614	26.505	196	44.931	150	31.178	177		13	1:39.252	25.996	197	43.501	155	29.755		
5	1:41.247	26.418	195	44.508	148	30.321	178		14	1:45.846	25.709	199	43.322	156	36.815	1	
6	1:40.865	26.165	196	44.345	153	30.355	179		15	1:41.393	26.630	199	44.065	154	30.698	177	
7	1:40.697	26.235	196	44.238	152	30.224	179		16	1:39.357	25.781	198	43.535	157	30.041	179	
8	1:55.567	25.917	197	43.995	152	45.655			17	1:38.886	25.679	198	43.313	155	29.894	180	
9	4:56.729	3:35.718	133	49.361	143	31.650	174										

26	Ralph Boschung, CHE ,								theoretical besttime: 1:37.160								
1	3:43.804	2:03.078	116	59.342	127	41.384	128		8	12:00.847	10:21.320	154	1:02.242	122	37.285	178	
2	1:49.119	30.253	189	46.045	142	32.821	178		9	1:38.447	25.927	196	43.356	164	29.164	181	
3	1:39.913	26.053	196	44.118	161	29.742	179		10	1:38.020	25.540	197	43.430	166	29.050		
4	1:39.140	25.644	197	43.708	160	29.788	178		11	1:37.838	25.351	199	43.342	165	29.145	182	
5	1:39.250	26.017	195	43.482	163	29.751	179		12	1:37.543	25.523	198	43.021	165	28.999	182	
6	1:38.540	25.821	196	43.511	164	29.208	180		13	1:37.160	<i>25.347</i>	200	42.898	168	28.915	183	
7	1:46.889	25.624	197	44.087	153	37.178											

28	Zaid Ashkananj, KWT ,								theoretical besttime: 1:38.647								
1	2:33.078	59.244	119	57.456	126	36.378	146		9	1:42.963	26.502	192	44.743	154	31.718	178	
2	1:55.129	31.009	173	49.222	128	34.898	174		10	1:39.788	26.032	194	43.654	160	30.102	177	
	1:42.838	26.394	195	45.330	156	31.114	176		11	1:40.564	25.939	197	44.350	158	30.275	179	
3	1:41.608	26.233	195	44.554	162	30.821			12	1:42.030	26.216	196	44.738	164	31.076	176	
4	1:40.987	26.126	195	44.543	162	30.318	178		13	1:39.311	26.001	195	43.618	164	29.692	179	
5	1:40.015	26.035	194	43.939	161	30.041	179		14	1:39.035	25.905	195	43.346	169	29.784	179	
6	1:43.261	26.088	199	45.276	120	31.897	178		15	1:38.843	25.833	195	43.340	171	29.670	178	
7	1:58.270	26.261	194	46.343	145	45.666			16	1:38.966	25.859	195	43.633	168	29.474	180	
8	4:43.712	3:21.897	161	48.493	141	33.322	173										



Formel ADAC

Result List Qualifying 2nd Best



Provisional

Reg. Nr.: OSK-CR 17/2013

Saturday 10.8.2013 09:10

Red Bull Ring, Length: 4326 m

Air temperature: 21.8°C

Track temperature: 22.1°C

Weather condition: Dry

started : 20 classified : 20 not classified : 0

	Drivers	Sponsor	Car	Lap	Best Time	Gap	Diff	Kph	Day Time
1	9 M.Günther		Formel ADAC powerd by Volksw.	13	1:36.938			160,7	9:39:23
2	15 A.Picariello		Formel ADAC powerd by Volksw.	13	1:37.029	0.091	0.091	160,5	9:41:26
3	16 J.Kremer		Formel ADAC powerd by Volksw.	16	1:37.348	0.319	0.410	160,0	9:42:11
4	26 R.Boschung		Formel ADAC powerd by Volksw.	12	1:37.543	0.195	0.605	159,7	9:42:29
5	6 M.Dienst	ADAC Nordbaden e.V.	Formel ADAC powerd by Volksw.	14	1:37.911	0.368	0.973	159,1	9:38:55
6	7 N.Beer		Formel ADAC powerd by Volksw.	9	1:37.929	0.018	0.991	159,0	9:37:12
7	8 S.Riener		Formel ADAC powerd by Volksw.	10	1:38.192	0.263	1.254	158,6	9:37:15
8	5 I.Dontje		Formel ADAC powerd by Volksw.	13	1:38.247	0.055	1.309	158,5	9:42:15
9	3 M.Jensen		Formel ADAC powerd by Volksw.	13	1:38.258	0.011	1.320	158,5	9:39:32
10	10 K.Schramm		Formel ADAC powerd by Volksw.	12	1:38.399	0.141	1.461	158,3	9:41:30
11	4 B.Visser		Formel ADAC powerd by Volksw.	12	1:38.505	0.106	1.567	158,1	9:36:31
12	2 C.O'Keeffe		Formel ADAC powerd by Volksw.	13	1:38.602	0.097	1.664	157,9	9:40:39
13	11 H.Grapp		Formel ADAC powerd by Volksw.	14	1:38.628	0.026	1.690	157,9	9:42:45
14	17 F.Schiller		Formel ADAC powerd by Volksw.	12	1:38.669	0.041	1.731	157,8	9:36:36
15	28 Z.Ashkananj		Formel ADAC powerd by Volksw.	16	1:38.966	0.297	2.028	157,4	9:43:00
16	22 B.Gentgen	ADAC Nordrhein e.V.	Formel ADAC powerd by Volksw.	15	1:39.092	0.126	2.154	157,2	9:40:49
17	24 S.Kox		Formel ADAC powerd by Volksw.	13	1:39.252	0.160	2.314	156,9	9:36:27
18	19 K.Giersiepen	ADAC Westfalen Team Sport	Formel ADAC powerd by Volksw.	14	1:39.862	0.610	2.924	156,0	9:41:24
19	14 G.Maggi		Formel ADAC powerd by Volksw.	9	1:40.126	0.264	3.188	155,5	9:36:39
20	23 H.Utsch		Formel ADAC powerd by Volksw.	14	1:40.881	0.755	3.943	154,4	9:39:20

Qualifying Time: 1:46.815 Percent: 110%

Subject to final scrutineering!

Publications Time:

Clerk of the course:

Time Keeping: