

ADAC GT Masters

Result List Qualifying 2



Provisional

Reg. Nr.: OSK-CR 17/2013

Friday 9.8.2013 15:25

Red Bull Ring, Length: 4326 m

Air temperature: 26.4°C

Track temperature: 32.2°C

Weather condition: Dry

started : 26 classified : 26 not classified : 0

	Drivers	Team	Car	Lap	Best Time	Gap	Diff	Kph	Day Time
1	14 F.Kechele/D.Schwager	Lambda Performance	Ford GT GT3	4	1:31.273			170,6	15:48:18
2	2 D.Alessi/D.Keilwitz	Callaway Competition	Corvette Z06.R GT3	10	1:31.418	0.145	0.145	170,4	15:47:51
3	12 S.Knap/J.den Boer	DB Motorsport	BMW Z4 GT3	5	1:31.421	0.148	0.003	170,4	15:34:20
4	10 M.Götz/M.Buhk	Polarweiss Racing	Mercedes Benz SLS AMG GT3	4	1:31.549	0.276	0.128	170,1	15:48:27
5	9 R.Bourdeaux(*G*)/A.Renauer(*G*)	Tonino powered by Herberth Motors	Porsche 911 GT3 R	10	1:31.637	0.364	0.088	169,9	15:46:50
6	8 R.Renauer/M.Ragginger	Tonino powered by Herberth Motors	Porsche 911 GT3 R	4	1:31.782	0.509	0.145	169,7	15:42:30
7	18 T.Seiler(*G*)/M.Parisy(*G*)	Callaway Competition	Corvette Z06.R GT3	9	1:31.868	0.595	0.086	169,5	15:49:03
8	27 C.Mies/R.Rast	Prosperia C. Abt Racing	Audi R8 LMS Ultra	6	1:31.892	0.619	0.024	169,5	15:55:53
9	3 A.Wirth/C.Hohenadel	Callaway Competition	Corvette Z06.R GT3	6	1:32.100	0.827	0.208	169,1	15:35:13
10	5 C.Nielsen(*G*)/A.Beltoise(*G*)	Farnbacher Racing	Porsche 911 GT3 R	4	1:32.112	0.839	0.012	169,1	15:42:40
11	11 S.Afanasiev/A.Simonsen	Polarweiss Racing	Mercedes Benz SLS AMG GT3	7	1:32.164	0.891	0.052	169,0	15:47:11
12	19 C.Hürtgen/D.Baumann	PIXUM Team Schubert	BMW Z4 GT3	9	1:32.182	0.909	0.018	168,9	15:55:09
13	20 M.Sandritter/J.Müller	PIXUM Team Schubert	BMW Z4 GT3	4	1:32.216	0.943	0.034	168,9	15:47:47
14	7 J.Aeberhard/D.Jahn	Farnbacher Racing	Porsche 911 GT3 R	4	1:32.220	0.947	0.004	168,9	15:42:03
15	6 M.Farnbacher/P.Frommenwiler	Farnbacher Racing	Porsche 911 GT3 R	5	1:32.281	1.008	0.061	168,8	15:52:18
16	44 G.Tweraser/H.Proczyk	GRT Grasser Racing Team	Lamborghini Gallardo FL2	5	1:32.307	1.034	0.026	168,7	15:47:00
17	43 G.Grasser(*G*)/B.Auinger(*G*)	GRT Grasser Racing Team	Lamborghini Gallardo FL2	6	1:32.386	1.113	0.079	168,6	15:44:34
18	100 D.Dobitsch/A.Patel	MS RACING	Audi R8 LMS Ultra	9	1:32.396	1.123	0.010	168,6	15:55:58
19	47 P.Green(*G*)/N.Kentenich(*G*)	Vita4One Racing Team	BMW Z4 GT3	5	1:32.428	1.155	0.032	168,5	15:48:39
20	4 C.Engelhart/N.Armino	Team GW-Schütz	Porsche 911 GT3 R	4	1:32.564	1.291	0.136	168,2	15:43:21
21	17 R.Lips(*G*)/L.Marionek(*G*)	Callaway Competition	Corvette Z06.R GT3	5	1:32.836	1.563	0.272	167,8	15:35:44
22	26 R.Frey/C.Haase	Prosperia C. Abt Racing	Audi R8 LMS Ultra	4	1:32.866	1.593	0.030	167,7	15:51:57
23	1 F.Stoll/S.Asch	MS RACING	Audi R8 LMS Ultra	4	1:32.888	1.615	0.022	167,7	15:48:05
24	28 C.Jöns/M.Winkelhock	Prosperia C. Abt Racing	Audi R8 LMS Ultra	4	1:33.283	2.010	0.395	167,0	15:55:36
25	16 P.Geipel/F.Sladecka	THE BOSS YACO Racing	Audi R8 LMS Ultra	5	1:34.156	2.883	0.873	165,4	15:38:18
	41 A.von Thurn und Taxis/P.Kox	SaReNi United	Chevrolet Camaro GT	0					

car # 18,43,44,6, cancellation of relevant lap time - track limit

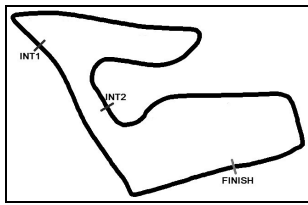
(*G*) marks the Gentlemen driver

Subject to final scrutineering!

Publications Time:

Clerk of the course:

Time Keeping:



ADAC GT Masters

Lap Analysis Qualifying 2



Provisional

Reg. Nr.: OSK-CR 17/2013

Friday 9.8.2013 15:25

Red Bull Ring, Length: 4326 m

Air temperature: 26.4°C

Track temperature: 32.2°C

Weather condition: Dry

Lap	Time	SE1	SP1	SE2	SP2	SE3	SP3	Lap	Time	SE1	SP1	SE2	SP2	SE3	SP3
1	Florian Stoll, DEU/ Sebastian Asch, DEU							theoretical besttime: 1:32.599							
1	18:26.434	17:07.804	219	43.551	150	35.079	199	6	1:45.530	23.507	232	45.387	136	36.636	149
2	1:33.739	23.586	230	41.021	160	29.132	200	7	1:57.340	30.666	153	53.757	113	32.917	
3	1:32.967	23.422	231	40.589	158	28.956	199	8	1:33.263	23.622	231	40.827	159	28.814	203
4	1:32.888	23.350	232	40.435	160	29.103	200	9	1:22.418		-		61	47.151	
5	1:33.124	23.455	231	40.553	158	29.116	199								

2	Diego Alessi, ITA/ Daniel Keilwitz, DEU							theoretical besttime: 1:31.343							
1	2:01.900	40.196	167	48.673	130	33.031	193	7	8:10.446	6:54.752	202	45.132	115	30.562	210
2	1:35.229	24.357	225	41.900	146	28.972	208	8	1:31.728	22.710	243	40.308	149	28.710	206
3	1:31.916	22.592	243	40.737	160	28.587	208	9	1:31.555	22.690	243	40.221	157	28.644	207
4	1:43.872	24.518	164	49.821	127	29.533	207	10	1:31.418	22.613	244	40.179	151	28.626	208
5	1:31.928	22.615	244	40.620	150	28.693	208	11	1:39.399	22.577	244	41.110	144	35.712	
6	1:41.603	22.821	242	41.763	145	37.019									

3	Andreas Wirth, DEU/ Christian Hohenadel, DEU							theoretical besttime: 1:31.770							
1	2:05.325	46.543	155	46.966	130	31.816	205	7	1:45.627	23.441	157	45.878	146	36.308	
2	1:36.069	24.215	236	42.139	141	29.715	208	8	10:20.178	9:09.335	220	41.801	148	29.042	208
3	1:32.138	22.716	242	40.695	150	28.727	207	9	1:32.221	22.741	244	40.591	158	28.889	208
4	1:34.398	22.743	242	40.801	159	30.854	173	10	1:32.175	22.685	243	40.358	151	29.132	208
5	1:53.711	29.952	160	54.645	144	29.114	208	11	1:47.970	22.904	221	55.033	119	30.033	207
6	1:32.100	22.732	243	40.457	153	28.911		12	1:46.070	22.689	244	40.510	156	42.871	

4	Christian Engelhart, DEU/ Nicolas Armindo, FRA							theoretical besttime: 1:32.502							
1	13:42.638	12:19.384	145	51.166	146	32.088	201	5	1:47.551	23.229	233	43.816	148	40.506	
2	1:33.065	23.312	231	40.724	173	29.029	200	6	5:57.104	4:46.719	228	41.199	165	29.186	
3	1:32.891	23.317	232	40.516	170	29.058	202	7	1:33.411	23.282	234	41.158	168	28.971	201
4	1:32.564	23.226	233	40.495	164	28.843	202	8	1:43.648	23.164	234	42.782	146	37.702	

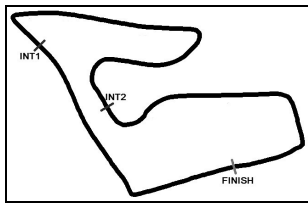
5	Christina Nielsen, DNK/ Anthony Beltoise, FRA							theoretical besttime: 1:32.112							
1	13:02.269	11:48.451	196	44.160	152	29.658	203	5	1:48.176	22.997	238	52.459	116	32.720	204
2	1:33.108	23.325	236	40.700	157	29.083		6	1:32.285	23.048	238	40.352	154	28.885	203
3	1:33.069	23.077	237	40.965	161	29.027	203	7	1:50.815	23.093	239	40.310	162	47.412	
4	1:32.112	22.997	238	40.257	162	28.858	204								

6	Mario Farnbacher, DEU/ Philipp Frommenwiler, CHE							theoretical besttime: 1:31.856							
1	19:32.614	18:17.569	214	45.216	156	29.829	202	4	1:32.446	23.024	239	40.399	170	29.023	205
2	1:33.519	23.208	237	40.993	153	29.318	203	5	1:32.281	22.873	239	40.584	164	28.824	205
	1:32.062	22:876	239	40:498	168	28:688	205		1:32.034	22:820	240	40:282	164	28:932	205
3	1:35.694	22.898	239	40.212	160	32.584	203	6	1:49.717	24.787	184	45.696	148	39.234	

7	Jürg Aeberhard, CHE/ David Jahn, DEU							theoretical besttime: 1:32.193							
1	12:25.331	11:08.511	195	45.860	142	30.960	202	4	1:32.220	22.982	238	40.410	161	28.828	205
2	1:33.469	23.439	236	41.013	158	29.017	206	5	1:32.499	22.988	238	40.523	162	28.988	206
3	1:32.464	23.044	238	40.619	159	28.801	205	6	1:38.230	23.039	238	40.525	159	34.666	

8	Robert Renauer, DEU/ Martin Ragginger, AUT							theoretical besttime: 1:31.772							
1	12:53.767	11:43.075	227	41.651	165	29.041	203	4	1:31.782	22.900	238	40.131	168	28.751	203
2	1:32.538	23.159	237	40.470	166	28.909	203	5	1:42.574	25.891	162	46.482	141	30.201	204
3	1:32.045	23.092	237	40.212	169	28.741	202	6	1:38.781	23.021	238	40.556	154	35.204	

9	Rene Bourdeaux, DEU/ Alfred Renauer, DEU							theoretical besttime: 1:31.433							
1	2:07.280	48.681	152	46.924	128	31.675	200	7	1:32.685	23.014	239	40.805	161	28.866	206
2	1:37.717	23.690	239	45.063	158	28.964	207	8	1:46.048	23.527	237	45.092	144	37.429	205
3	1:31.854	22.852	240	40.367	164	28.635	205	9	1:31.659	22.790	241	40.217	165	28.652	204
4	1:32.099	22.928	240	40.571	165	28.600	206	10	1:31.637	22.884	241	40.043	166	28.710	204



ADAC GT Masters

Lap Analysis Qualifying 2



Provisional

Reg. Nr.: OSK-CR 17/2013

Friday 9.8.2013 15:25

Red Bull Ring, Length: 4326 m

Air temperature: 26.4°C

Track temperature: 32.2°C

Weather condition: Dry

Lap	Time	SE1	SP1	SE2	SP2	SE3	SP3	Lap	Time	SE1	SP1	SE2	SP2	SE3	SP3
5	1:46.953	28.239	226	42.726	149	35.988		11	1:53.429	25.000	188	45.262	144	43.167	
6	6:52.572	5:39.333	198	43.532	145	29.707	205								

10 Maximilian Götz, DEU/ Maximilian Buhk, DEU

theoretical besttime: 1:31.370

1	18:52.328	17:37.754	158	44.372	148	30.202	204	5	1:36.664	22.845	239	40.219	162	33.600	205
2	1:32.099	23.026	237	40.403	158	28.670	204	6	1:37.647	22.898	238	42.872	142	31.877	205
3	1:31.589	22.906	239	40.214	160	28.469	203	7	1:31.817	22.913	239	40.239	157	28.665	205
4	1:31.549	22.940	239	40.056	163	28.553	203	8	1:44.919	22.874	239	40.331	157	41.714	

11 Sergey Afanasiev, RUS/ Andreas Simonsen, SWE

theoretical besttime: 1:32.164

1	12:44.450	11:30.692	211	43.953	147	29.805	203	7	1:32.164	23.073	237	40.364	162	28.727	202
2	1:33.636	23.134	234	40.645	158	29.857	184	8	1:32.902	23.099	236	40.492	163	29.311	202
3	1:38.038	25.159	199	43.172	147	29.707		9	1:36.268	23.343	236	43.705	137	29.220	203
4	1:32.764	23.227	235	40.612	152	28.925	203	10	1:33.603	23.209	236	41.528	160	28.866	204
5	1:37.806	23.282	236	44.850	146	29.674	203	11	1:37.921	23.209	237	40.838	162	33.874	
6	1:32.773	23.308	235	40.658	161	28.807	202								

12 Simon Knap, NLD/ Jeroen den Boer, NLD

theoretical besttime: 1:31.402

1	3:05.215	1:45.000	141	50.968	149	29.247	204	7	1:41.842	22.999	235	42.799	156	36.044	
2	1:34.011	23.541	230	41.999	159	28.471	203	8	10:15.644	9:00.317	214	46.684	156	28.643	203
3	1:31.721	23.110	233	40.271	163	28.340	204	9	1:33.189	23.099	235	40.257	162	29.833	201
4	1:38.376	22.982	234	40.319	162	35.075	204	10	1:38.268	23.123	234	40.594	160	34.551	203
5	1:31.421	22.941	235	40.171	168	28.309	204	11	1:31.506	22.959	235	40.221	159	28.326	204
6	1:31.875	23.031	233	40.152	162	28.692	203	12	1:48.579	22.998	221	44.317	158	41.264	

14 Frank Kechele, DEU/ Dominik Schwager, BEL

theoretical besttime: 1:31.167

1	18:42.511	17:31.401	229	41.813	160	29.297	203	5	1:31.507	22.868	235	39.814	177	28.825	205
2	1:32.832	23.060	232	40.560	171	29.212	203	6	1:44.558	24.298	187	45.413	148	34.847	
3	1:31.446	22.913	237	39.988	170	28.545	203	7	4:18.044	2:54.436	209	41.284	159	42.324	
4	1:31.273	22.911	236	39.877	164	28.485	205								

16 Philip Geipel, DEU/ Filip Sladicka, SVK

theoretical besttime: 1:33.922

1	6:58.490	5:28.759	173	57.044	130	32.687	189	6	1:36.174	23.624	230	41.174	153	31.376	175
2	1:36.045	24.433	229	42.105	156	29.507	199	7	1:36.956	25.834	225	41.683	150	29.439	198
3	1:35.085	23.714	229	42.033	151	29.338	199	8	1:34.173	23.519	230	41.065	151	29.589	198
4	1:34.335	23.578	229	41.408	153	29.349		9	1:48.241	23.663	230	43.463	140	41.115	
5	1:34.156	23.637	230	41.168	154	29.351	200								

17 Remo Lips, CHE/ Lennart Marioneck, DEU

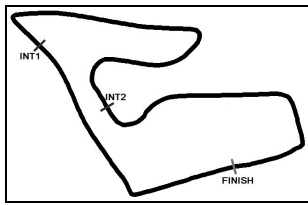
theoretical besttime: 1:32.574

1	4:28.145	3:08.961	186	47.786	134	31.398	205	7	12:19.741	11:07.233	156	43.271	149	29.237	206
2	1:34.152	23.303	241	41.489	149	29.360	208	8	1:33.091	23.028	243	41.099	150	28.964	207
3	1:35.750	22.823	243	43.365	145	29.562	208	9	1:39.034	23.045	228	46.004	140	29.985	208
4	1:33.515	22.938	243	41.441	145	29.136	207	10	1:37.606	24.936	168	43.596	146	29.074	208
5	1:32.836	22.809	241	41.039	153	28.988	207	11	1:32.891	22.902	243	41.258	153	28.731	
6	1:40.949	22.804	242	41.400	148	36.745		12	2:19.090	27.927	148	1:02.010	91	49.153	

18 Toni Seiler, CHE/ Mike Parisy, FRA

theoretical besttime: 1:31.534

1	2:27.949	1:08.383	116	49.223	130	30.343	207	7	1:42.786	25.114	201	41.993	144	35.679	
2	1:32.616	22.872	241	40.813	161	28.931	209	8	9:01.666	7:46.232	187	46.517	150	28.917	207
	1:32.565	22.732	243	40.799	152	29.034	202	9	1:31.868	22.909	244	40.219	162	28.740	207
3	1:33.001	23.546	242	40.543	151	28.912		10	1:32.128	22.972	243	40.307	154	28.849	208
4	1:32.612	22.581	244	40.562	160	29.469	206	11	1:32.294	22.829	244	40.626	149	28.839	208
5	1:36.458	23.064	242	40.571	153	32.823	210	12	1:36.078	22.891	244	40.818	138	32.369	208
6	1:32.061	22.729	243	40.598	163	28.734	210	13	1:43.221	22.985	243	40.658	152	39.578	



ADAC GT Masters

Lap Analysis Qualifying 2



Provisional

Reg. Nr.: OSK-CR 17/2013

Friday 9.8.2013 15:25

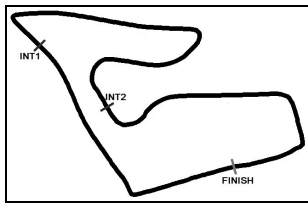
Red Bull Ring, Length: 4326 m

Air temperature: 26.4°C

Track temperature: 32.2°C

Weather condition: Dry

Lap	Time	SE1	SP1	SE2	SP2	SE3	SP3	Lap	Time	SE1	SP1	SE2	SP2	SE3	SP3
19 Claudia Hürtgen, DEU/ Dominik Baumann, AUT								theoretical besttime: 1:31.975							
1	16:10.996	14:45.905	162	51.038	134	34.053	193	6	1:36.684	23.293	232	40.415	162	32.976	
2	1:40.056	25.881	205	44.752	138	29.423	200	7	2:58.061	1:42.837	145	45.938	151	29.286	200
3	1:33.046	23.457	230	40.669	156	28.920	200	8	1:34.333	23.285	232	42.029	135	29.019	201
4	1:32.306	23.227	232	40.550	157	28.529	201	9	1:32.182	23.146	232	40.457	161	28.579	201
5	1:32.286	23.276	233	40.300	157	28.710	200	10	1:51.625	25.205	193	47.814	135	38.606	
20 Max Sandritter, DEU/ Jörg Müller, DEU								theoretical besttime: 1:32.121							
1	18:09.886	16:50.767	171	46.877	142	32.242	202	4	1:32.216	23.087	234	40.529	157	28.600	203
2	1:32.921	23.293	231	40.938	157	28.690	201	5	1:32.479	23.054	235	40.566	167	28.859	
3	1:33.004	23.838	232	40.628	163	28.538	202	6	1:47.661	23.288	233	40.731	161	43.642	
26 Rahel Frey, CHE/ Christopher Haase, DEU								theoretical besttime: 1:32.615							
1	22:18.015	20:59.180	196	48.035	133	30.800	199	5	1:36.068	23.364	233	41.578	133	31.126	201
2	1:33.340	23.500	231	40.980	154	28.860	200	6	1:33.245	23.339	232	40.712	151	29.194	202
3	1:33.174	23.399	232	41.046	155	28.729	202	7	1:43.360	24.528	174	44.641	150	34.191	
4	1:32.866	23.174	234	40.962	158	28.730	200								
27 Christopher Mies, DEU/ Rene Rast, DEU								theoretical besttime: 1:31.892							
1	23:01.942	21:45.317	181	46.087	150	30.538	200	5	1:34.001	23.255	232	41.028	146	29.718	201
2	1:32.342	23.218	232	40.474	152	28.650	200	6	1:31.892	23.157	232	40.375	154	28.360	202
3	1:32.566	23.349	232	40.477	152	28.740	201	7	1:51.772	26.007	163	47.039	134	38.726	
4	1:40.789	23.211	233	43.430	126	34.148	201								
28 Christer Jöns, DEU/ Markus Winkelhock, DEU								theoretical besttime: 1:33.283							
1	25:52.660	24:34.029	160	48.875	144	29.756	198	4	1:33.283	23.550	228	40.929	163	28.804	199
2	1:33.717	23.655	227	41.094	167	28.968	199	5	1:52.952	26.207	145	46.534	132	40.211	
3	1:36.986	23.592	228	42.718	129	30.676	199								
41 Albert von Thurn und Taxis, DEU/ Peter Kox, NLD								theoretical besttime: 6:24.219							
1	12:59.729	11:18.061	136	57.018	76	44.650		2	7:07.541	5:35.543	182	48.676	140	43.322	
43 Gottfried Grasser, AUT/ Bernhard Auinger, AUT								theoretical besttime: 1:31.847							
1	6:02.015	4:38.716	162	50.166	126	33.133	167	6	1:32.386	22.989	235	40.482	151	28.915	203
2	1:39.454	25.444	220	43.218	144	30.792	203	7	1:39.321	24.211	193	45.697	121	29.413	204
	1:33.713	23.525	234	41.206	151	28.982	204	8	1:32.453	23.078	237	40.686	151	28.689	202
3	1:32.399	22.967	234	40.589	155	28.843	204	9	1:38.681	23.118	236	40.264	156	35.299	177
4	1:39.111	22.986	235	41.424	146	34.701		10	1:45.117	27.832	165	43.268	141	34.017	204
5	5:35.395	4:24.289	229	41.930	145	29.176	202								
44 Gerhard Tweraser, AUT/ Harald Proczyk, AUT								theoretical besttime: 1:32.296							
1	12:31.223	11:14.963	219	44.624	146	31.636	202	4	1:44.344	26.753	157	47.437	139	30.154	203
	1:34.111	23.159	233	40.848	156	30.104	193	5	1:32.307	23.044	236	40.627	159	28.636	204
2	1:33.612	23.699	232	40.822	159	29.091	204	6	1:32.626	23.043	236	40.738	157	28.845	202
	1:32.737	23.043	234	40.866	154	28.828	203	7	2:19.174	29.212	138	51.470	139	58.492	
3	1:32.512	23.069	235	40.617	151	28.826	204								
47 Paul Green, DEU/ Niclas Kentenich, DEU								theoretical besttime: 1:32.272							
1	17:27.962	16:15.139	213	43.279	155	29.544	200	5	1:32.428	23.185	232	40.581	153	28.662	202
2	1:33.077	23.484	230	40.727	161	28.866	201	6	1:32.650	23.360	232	40.425	161	28.865	201
3	1:33.301	23.267	231	41.124	155	28.910	201	7	1:33.685	23.331	232	40.855	156	29.499	201
4	1:32.448	23.207	232	40.519	155	28.722	201	8	1:41.163	24.087	223	43.487	145	33.589	



ADAC GT Masters

Lap Analysis Qualifying 2

Provisional

Reg. Nr.: OSK-CR 17/2013

Friday 9.8.2013 15:25



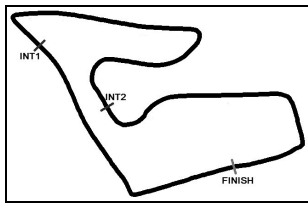
Red Bull Ring, Length: 4326 m

Air temperature: 26.4°C

Track temperature: 32.2°C

Weather condition: Dry

Lap	Time	SE1	SP1	SE2	SP2	SE3	SP3	Lap	Time	SE1	SP1	SE2	SP2	SE3	SP3
100 Daniel Dobitsch, AUT/ Aditya Patel, IND								theoretical besttime: 1:32.389							
1	18:29.343	17:12.270	204	44.367	127	32.706	201	6	1:35.459	23.414	232	41.583	147	30.462	199
2	1:33.611	23.701	230	41.025	157	28.885	202	7	1:35.589	23.612	233	42.437	148	29.540	
3	1:32.965	23.366	232	40.512	154	29.087	195	8	1:33.511	23.358	232	41.183	149	28.970	203
4	1:32.897	23.372	233	40.584	158	28.941	201	9	1:32.396	23.235	233	40.338	156	28.823	202
5	1:33.105	23.228	233	40.682	160	29.195	198	10	2:36.346	32.000	128	1:06.053	95	58.293	



ADAC GT Masters

Start Grid Race 2



Provisional

Reg. Nr.: OSK-CR 17/2013

Sunday 11.8.2013 12:15

Red Bull Ring, Length: 4326 m

Air temperature: 18.3°C

Track temperature: 17.0°C

Weather condition: Dry

POLE POSITION

2 Callaway Competition	1:31.418
Diego Alessi/ Daniel Keilwitz*	
10 Polarweiss Racing	1:31.549
Maximilian Götz/ Maximilian Buhk*	
8 Tonino powered by Herberth Moto	1:31.782
Robert Renauer/ Martin Ragginger*	
27 Prosperia C. Abt Racing	1:31.892
Rene Rast/ Christopher Mies*	
5 Farnbacher Racing	1:32.112
Christina Nielsen/ Anthony Beltoise*	
19 PIXUM Team Schubert	1:32.182
Claudia Hürtgen/ Dominik Baumann*	
7 Farnbacher Racing	1:32.220
Jürg Aeberhard/ David Jahn*	
44 GRT Grasser Racing Team	1:32.307
Harald Proczyk/ Gerhard Tweraser*	
100 MS RACING	1:32.396
Aditya Patel/ Daniel Dobitsch*	
4 Team GW-Schütz	1:32.564
Christian Engelhart/ Nicolas Armindo*	
26 Prosperia C. Abt Racing	1:32.866
Rahel Frey/ Christopher Haase*	
28 Prosperia C. Abt Racing	1:33.283
Christer Jöns/ Markus Winkelhock*	
41 SaReNi United	
Albert von Thurn und Taxis/ Peter Kox*	

1
2
3
4
5
6
7
8
9
10
11
12
13

14 Lambda Performance	1:31.273
Frank Kechele/ Dominik Schwager*	
12 DB Motorsport	1:31.421
Simon Knap/ Jeroen den Boer*	
9 Tonino powered by Herberth Moto	1:31.637
Rene Bourdeaux/ Alfred Renauer*	
18 Callaway Competition	1:31.868
Toni Seiler/ Mike Parisy*	
3 Callaway Competition	1:32.100
Andreas Wirth/ Christian Hohenadel*	
11 Polarweiss Racing	1:32.164
Sergey Afanasiev/ Andreas Simonsen*	
20 PIXUM Team Schubert	1:32.216
Max Sandritter/ Jörg Müller*	
6 Farnbacher Racing	1:32.281
Mario Farnbacher/ Philipp Frommenwiler*	
43 GRT Grasser Racing Team	1:32.386
Gottfried Grasser/ Bernhard Auinger*	
47 Vita4One Racing Team	1:32.428
Paul Green/ Niclas Kentenich*	
17 Callaway Competition	1:32.836
Remo Lips/ Lennart Marioneck*	
1 MS RACING	1:32.888
Florian Stoll/ Sebastian Asch*	
16 THE BOSS YACO Racing	1:34.156
Philip Geipel/ Filip Sladicka*	

* Marks the starting driver

Publications Time:

Race Director:

Time Keeping: