

ADAC GT Masters

Result List Qualifying 1



Provisional

Reg. Nr.: OSK-CR 17/2013

Friday 9.8.2013 14:45

Red Bull Ring, Length: 4326 m

Air temperature: 26.2°C

Track temperature: 31.9°C

Weather condition: Dry

started : 25 classified : 25 not classified : 0

	Drivers	Team	Car	Lap	Best Time	Gap	Diff	Kph	Day Time
1	2	D.Alessi/D.Keilwitz	Callaway Competition	Corvette Z06.R GT3	7	1:31.370		170,4	15:07:41
2	3	A.Wirth/C.Hohenadel	Callaway Competition	Corvette Z06.R GT3	10	1:31.598	0.228	170,0	15:12:03
3	14	F.Kechele/D.Schwager	Lambda Performance	Ford GT GT3	10	1:31.725	0.355	169,8	15:15:00
4	10	M.Buhk/M.Götz	Polarweiss Racing	Mercedes Benz SLS AMG GT3	10	1:31.808	0.438	169,6	15:09:43
5	12	S.Knap/J.den Boer	DB Motorsport	BMW Z4 GT3	5	1:31.948	0.578	169,4	14:54:20
6	6	M.Farnbacher/P.Frommenwiler	Farnbacher Racing	Porsche 911 GT3 R	5	1:32.016	0.646	169,2	15:00:59
7	8	R.Renauer/M.Ragginger	Tonino powered by Herberth Motors	Porsche 911 GT3 R	5	1:32.152	0.782	169,0	14:53:41
8	27	C.Mies/R.Rast	Prosperia C. Abt Racing	Audi R8 LMS Ultra	2	1:32.164	0.794	169,0	15:13:12
9	44	G.Tweraser/H.Proczyk	GRT Grasser Racing Team	Lamborghini Gallardo FL2	9	1:32.259	0.889	168,8	15:08:06
10	19	C.Hürtgen/D.Baumann	PIXUM Team Schubert	BMW Z4 GT3	6	1:32.378	1.008	168,6	15:06:30
11	11	S.Afanasiev/A.Simonsen	Polarweiss Racing	Mercedes Benz SLS AMG GT3	9	1:32.471	1.101	168,4	14:59:45
12	7	J.Aeberhard/D.Jahn	Farnbacher Racing	Porsche 911 GT3 R	8	1:32.502	1.132	168,4	15:09:15
13	100	D.Dobitsch/A.Patel	MS RACING	Audi R8 LMS Ultra	7	1:32.533	1.163	168,3	15:07:23
14	20	M.Sandritter/J.Müller	PIXUM Team Schubert	BMW Z4 GT3	6	1:32.554	1.184	168,3	15:06:28
15	28	C.Jöns/M.Winkelhock	Prosperia C. Abt Racing	Audi R8 LMS Ultra	5	1:32.581	1.211	168,2	15:12:30
16	9	R.Bourdeaux(*G*)/A.Renauer	Tonino powered by Herberth Motors	Porsche 911 GT3 R	8	1:32.743	1.373	167,9	14:58:31
17	4	C.Engelhart/N.Armino	Team GW-Schütz	Porsche 911 GT3 R	7	1:32.758	1.388	167,9	14:57:24
18	1	F.Stoll/S.Asch	MS RACING	Audi R8 LMS Ultra	12	1:32.772	1.402	167,9	15:15:16
19	5	C.Nielsen(*G*)/A.Beltoise	Farnbacher Racing	Porsche 911 GT3 R	7	1:32.850	1.480	167,7	15:05:52
20	43	G.Grasser(*G*)/B.Auinger	GRT Grasser Racing Team	Lamborghini Gallardo FL2	6	1:32.865	1.495	167,7	14:55:20
21	26	R.Frey/C.Haase	Prosperia C. Abt Racing	Audi R8 LMS Ultra	4	1:32.918	1.548	167,6	15:10:11
22	17	R.Lips(*G*)/L.Marionek	Callaway Competition	Corvette Z06.R GT3	10	1:32.969	1.599	167,5	15:04:37
23	18	T.Seiler(*G*)/M.Parisy	Callaway Competition	Corvette Z06.R GT3	4	1:33.142	1.772	167,2	14:54:05
24	47	P.Green(*G*)/N.Kentenich	Vita4One Racing Team	BMW Z4 GT3	7	1:33.354	1.984	166,8	14:57:07
25	16	P.Geipel/F.Sladecka	THE BOSS YACO Racing	Audi R8 LMS Ultra	8	1:33.533	2.163	166,5	14:59:02

car # 17 cancellation of relevant lap time - track limit

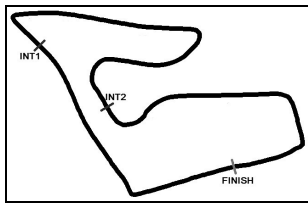
(*G*) marks the Gentlemen driver

Subject to final scrutineering!

Publications Time:

Clerk of the course:

Time Keeping:



ADAC GT Masters

Lap Analysis Qualifying 1



Provisional

Reg. Nr.: OSK-CR 17/2013

Friday 9.8.2013 14:45

Red Bull Ring, Length: 4326 m

Air temperature: 26.2°C

Track temperature: 31.9°C

Weather condition: Dry

Lap	Time	SE1	SP1	SE2	SP2	SE3	SP3	Lap	Time	SE1	SP1	SE2	SP2	SE3	SP3
1 Florian Stoll, DEU/ Sebastian Asch, DEU								theoretical besttime: 1:32.658							
1	10:46.680	9:25.726	194	48.597	127	32.357	196	8	1:33.063	23.404	231	40.770	158	28.889	201
2	1:34.976	24.071	226	41.677	158	29.228	200	9	1:32.834	23.271	232	40.732	161	28.831	202
3	1:33.625	23.575	229	40.742	153	29.308	201	10	1:42.930	23.449	232	42.986	136	36.495	
4	1:33.250	23.426	229	40.685	160	29.139	200	11	3:47.341	2:28.659	227	46.130	125	32.552	201
5	1:33.173	23.497	229	40.680	162	28.996	202	12	1:32.772	23.351	231	40.714	161	28.707	
6	1:33.014	23.422	230	40.798	161	28.794	203	13	1:52.143	25.585	167	47.930	125	38.628	
7	1:33.136	23.364	230	40.831	163	28.941	201								

2 Diego Alessi, ITA/ Daniel Keilwitz, DEU								theoretical besttime: 1:31.370							
1	1:52.435	35.817	197	46.034	141	30.584	205	5	12:56.387	11:42.529	215	44.012	153	29.846	208
2	1:33.370	23.298	239	40.989	158	29.083	209	6	1:33.043	22.678	243	40.628	165	29.737	209
3	1:32.106	22.952	240	40.345	163	28.809	205	7	1:31.370	22.552	244	40.164	163	28.654	210
4	1:42.307	22.902	240	40.563	157	38.842		8	1:45.209	22.615	244	40.229	163	42.365	

3 Andreas Wirth, DEU/ Christian Hohenadel, DEU								theoretical besttime: 1:31.598							
1	2:10.353	43.356	126	52.694	91	34.303	203	7	1:32.370	22.715	241	40.627	158	29.028	207
2	1:33.642	23.323	237	41.032	166	29.287	206	8	1:32.066	22.672	243	40.663	157	28.731	207
3	1:32.642	22.896	239	40.426	161	29.320	206	9	1:39.232	24.086	197	44.565	138	30.581	209
4	1:32.425	22.880	239	40.577	155	28.968	207	10	1:31.598	22.608	244	40.398	162	28.592	209
5	1:44.611	22.851	239	40.551	162	41.209		11	1:41.620	22.691	243	42.827	145	36.102	
6	12:14.697	11:03.177	212	42.157	154	29.363	208								

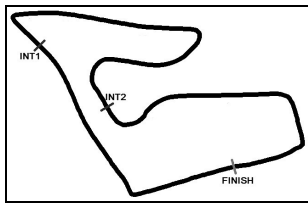
4 Christian Engelhart, DEU/ Nicolas Armindo, FRA								theoretical besttime: 1:32.446							
1	2:54.169	1:35.082	205	47.768	160	31.319	199	7	1:32.758	23.183	233	40.426	158	29.149	202
2	1:33.201	23.381	232	40.547	170	29.273	201	8	1:39.525	23.195	234	41.767	154	34.563	
3	1:32.761	23.303	233	40.507	160	28.951		9	14:51.935	13:40.841	225	41.788	151	29.306	203
4	1:40.194	23.205	233	40.627	160	36.362	202	10	1:33.998	23.138	234	40.486	159	30.374	156
5	1:35.560	23.175	232	40.357	163	32.028	202	11	1:59.472	31.368	163	47.586	133	40.518	
6	1:36.155	23.183	233	40.799	128	32.173	202								

5 Christina Nielsen, DNK/ Anthony Beltoise, FRA								theoretical besttime: 1:32.850							
1	11:00.008	9:17.386	151	1:02.909	107	39.713	147	5	1:49.770	25.240	161	53.434	119	31.096	202
2	1:48.667	31.123	158	47.573	157	29.971		6	1:33.411	23.262	235	40.811	151	29.338	203
3	1:34.086	23.458	232	41.161	148	29.467	200	7	1:32.850	23.116	236	40.629	156	29.105	203
4	1:33.712	23.213	233	41.067	158	29.432	203	8	1:40.897	23.287	231	42.218	150	35.392	

6 Mario Farnbacher, DEU/ Philipp Frommenwiler, CHE								theoretical besttime: 1:32.016							
1	9:49.398	8:37.323	216	42.736	153	29.339	203	6	1:32.318	22.994	237	40.471	158	28.853	
2	1:33.202	23.363	235	40.651	154	29.188	203	7	1:37.948	22.999	237	41.572	154	33.377	
3	1:32.455	23.137	236	40.458	156	28.860	205	8	9:30.843	8:16.257	234	44.081	130	30.505	204
4	1:32.460	23.058	237	40.510	154	28.892	205	9	1:32.437	23.184	237	40.485	153	28.768	205
5	1:32.016	22.988	238	40.310	155	28.718	206	10	2:21.233	30.694	123	1:03.836	105	46.703	

7 Jürg Aeberhard, CHE/ David Jahn, DEU								theoretical besttime: 1:32.502							
1	6:48.724	5:31.833	195	45.494	149	31.397	192	6	7:50.186	6:39.069	226	41.644	162	29.473	203
2	1:39.142	25.345	225	43.175	122	30.622		7	1:35.533	23.314	235	41.104	161	31.115	204
3	1:33.191	23.324	235	40.744	166	29.123	202	8	1:32.502	23.041	237	40.392	168	29.069	203
4	1:32.998	23.205	234	40.535	169	29.258	202	9	1:37.814	23.099	237	40.497	167	34.218	172
5	1:42.860	23.263	234	42.671	154	36.926		10	1:50.008	26.310	217	44.791	140	38.907	

8 Robert Renauer, DEU/ Martin Ragginger, AUT								theoretical besttime: 1:31.883							
1	2:28.609	58.634	174	50.780	92	39.195		5	1:32.152	23.135	236	40.311	157	28.706	204
2	1:34.533	23.578	234	40.717	156	30.238	202	6	1:32.187	23.154	236	40.275	157	28.758	203
3	1:33.844	23.336	236	40.970	144	29.538	203	7	1:45.919	23.991	200	44.183	140	37.745	
4	1:32.209	23.198	236	40.538	158	28.473	204								



ADAC GT Masters

Lap Analysis Qualifying 1



Provisional

Reg. Nr.: OSK-CR 17/2013

Friday 9.8.2013 14:45

Red Bull Ring, Length: 4326 m

Air temperature: 26.2°C

Track temperature: 31.9°C

Weather condition: Dry

Lap	Time	SE1	SP1	SE2	SP2	SE3	SP3	Lap	Time	SE1	SP1	SE2	SP2	SE3	SP3
9 Rene Bourdeaux, DEU/ Alfred Renauer, DEU								theoretical besttime: 1:32.597							
1	2:31.342	59.359	104	55.043	129	36.940	175	6	1:33.008	23.262	237	40.764	151	28.982	204
2	1:41.370	27.578	206	43.834	149	29.958	202	7	1:33.061	23.199	236	40.590	153	29.272	203
3	1:33.350	23.395	236	40.770	156	29.185	203	8	1:32.743	23.109	237	40.506	155	29.128	205
4	1:33.440	23.350	236	40.881	153	29.209	203	9	1:42.173	24.262	199	43.474	144	34.437	
5	1:33.264	23.363	236	40.655	151	29.246	203								

10 Maximilian Buhk, DEU/ Maximilian Götz, DEU								theoretical besttime: 1:31.691							
1	2:15.809	53.713	137	48.414	152	33.682	201	7	1:47.654	23.779	201	46.169	150	37.706	
2	1:46.008	23.562	225	46.002	122	36.444	202	8	9:33.906	8:10.745	201	53.164	146	29.997	206
3	1:32.379	23.231	235	40.393	165	28.755	203	9	1:31.887	22.914	238	40.376	166	28.597	206
4	1:32.446	23.126	235	40.455	164	28.865	202	10	1:31.808	22.908	239	40.186	163	28.714	206
5	1:39.354	23.252	234	40.391	165	35.711	203	11	1:43.351	22.931	239	47.412	137	33.008	206
6	1:32.376	23.164	236	40.437	164	28.775		12	1:41.219	22.996	239	40.385	165	37.838	

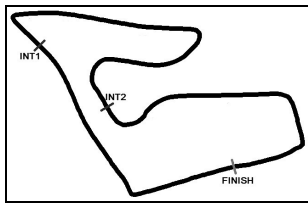
11 Sergey Afanasiev, RUS/ Andreas Simonsen, SWE								theoretical besttime: 1:32.471							
1	2:11.938	51.375	145	47.923	124	32.640	199	7	1:32.818	23.229	233	40.487	165	29.102	202
2	1:34.709	23.814	230	41.688	153	29.207	201	8	1:41.517	23.469	198	48.529	151	29.519	203
3	1:33.048	23.316	233	40.770	166	28.962	202	9	1:32.471	23.140	234	40.415	166	28.916	202
4	1:33.298	23.267	232	40.690	159	29.341	201	10	1:32.673	23.175	234	40.574	162	28.924	205
5	1:32.929	23.228	233	40.622	158	29.079	202	11	1:43.072	26.022	223	42.427	147	34.623	
6	1:32.951	23.319	232	40.553	161	29.079	202								

12 Simon Knap, NLD/ Jeroen den Boer, NLD								theoretical besttime: 1:31.722							
1	3:08.597	1:43.375	126	54.903	133	30.319	198	8	1:32.465	23.159	234	40.533	161	28.773	202
2	1:33.616	23.697	227	41.250	162	28.669	200	9	1:32.234	23.073	233	40.482	163	28.679	200
3	1:33.215	23.460	230	40.770	160	28.985	195	10	1:32.320	23.225	235	40.329	164	28.766	203
4	1:32.683	23.526	230	40.558	158	28.599	201	11	1:31.977	23.001	235	40.369	163	28.607	203
5	1:31.948	23.200	231	40.297	166	28.451	202	12	1:32.019	23.010	234	40.373	166	28.636	204
6	1:39.735	23.090	233	40.270	164	36.375		13	1:58.923	26.531	173	46.510	144	45.882	
7	11:57.651	10:37.877	87	50.076	138	29.698									

14 Frank Kechele, DEU/ Dominik Schwager, BEL								theoretical besttime: 1:31.628							
1	2:24.474	54.767	124	51.049	110	38.658	203	7	1:43.661	25.741	181	42.567	153	35.353	
2	1:33.284	23.221	234	40.269	156	29.794	202	8	15:06.300	13:50.890	231	42.736	149	32.674	207
3	1:32.857	23.172	234	40.319	159	29.366	204	9	1:31.728	22.930	234	40.173	157	28.625	
4	1:31.888	23.111	234	40.224	162	28.553	204	10	1:31.725	22.918	233	40.241	160	28.566	1
5	1:32.444	23.018	234	40.252	158	29.174	204	11	1:45.870	25.064	159	45.849	151	34.957	
6	1:31.863	22.968	234	40.157	161	28.738	206								

16 Philip Geipel, DEU/ Filip Sladicka, SVK								theoretical besttime: 1:33.393							
1	2:55.418	1:09.663	97	1:05.511	118	40.244	143	6	1:35.406	23.508	229	40.984	153	30.914	199
2	1:40.913	26.642	223	44.519	151	29.752	198	7	1:35.619	23.547	229	41.106	155	30.966	
3	1:34.027	23.917	227	40.959	159	29.151		8	1:33.533	23.399	229	40.843	161	29.291	202
4	1:33.581	23.534	228	40.894	153	29.153	200	9	1:38.341	23.708	229	41.092	152	33.541	
5	1:33.848	23.511	228	40.926	156	29.411	200								

17 Remo Lips, CHE/ Lennart Marioneck, DEU								theoretical besttime: 1:32.613							
1	3:31.244	2:12.944	182	47.751	138	30.549	202	7	1:34.107	23.099	239	40.905	153	30.103	187
2	1:34.143	23.389	236	41.491	152	29.263	203	8	1:36.008	23.729	236	42.211	141	30.068	201
3	1:33.728	23.332	237	41.106	156	29.290	204	9	1:40.064	23.791	200	46.622	138	29.651	208
4	1:44.037	23.133	237	41.181	159	39.723		10	1:32.969	22.992	240	41.047	155	28.930	207
5	3:17.209	2:03.925	202	43.889	146	29.395	205		1:32:890	22:778	240	40:940	156	29:172	207
6	1:34.101	23.133	238	41.787	151	29.181	206	11	1:58.814	27.560	164	50.000	121	41.254	



ADAC GT Masters

Lap Analysis Qualifying 1



Provisional

Reg. Nr.: OSK-CR 17/2013

Friday 9.8.2013 14:45

Red Bull Ring, Length: 4326 m

Air temperature: 26.2°C

Track temperature: 31.9°C

Weather condition: Dry

Lap	Time	SE1	SP1	SE2	SP2	SE3	SP3	Lap	Time	SE1	SP1	SE2	SP2	SE3	SP3
18	Toni Seiler, CHE/ Mike Parisy, FRA							theoretical besttime: 1:33.031							
1	4:24.147	3:07.298	168	46.238	155	30.611	203	4	1:33.142	23.173	239	40.941	163	29.028	204
2	1:34.399	23.840	236	41.447	163	29.112	204	5	2:02.256	23.079	241	41.213	166	57.964	
3	1:33.729	23.415	238	40.924	164	29.390	204								

19	Claudia Hürtgen, DEU/ Dominik Baumann, AUT							theoretical besttime: 1:32.372							
1	13:38.316	12:18.848	178	47.727	146	31.741	195	7	1:41.308	23.328	230	41.825	143	36.155	
2	1:41.403	25.281	188	46.871	149	29.251	201	8	4:44.755	3:14.930	160	55.136	86	34.689	200
3	1:32.811	23.380	230	40.611	158	28.820	201	9	1:32.881	23.390	232	40.519	161	28.972	202
4	1:32.675	23.408	231	40.513	160	28.754	201	10	1:32.539	23.266	233	40.494	161	28.779	200
5	1:32.539	23.266	232	40.552	158	28.721	200	11	2:01.221	31.677	120	52.213	143	37.331	
6	1:32.378	23.259	232	40.500	160	28.619	202								

20	Max Sandritter, DEU/ Jörg Müller, DEU							theoretical besttime: 1:32.452							
1	13:33.787	12:10.548	141	50.400	146	32.839	191	6	1:32.554	23.142	233	40.808	155	28.604	205
2	1:41.214	24.982	207	47.483	155	28.749	204	7	1:34.259	23.075	234	40.868	166	30.316	197
3	1:34.488	24.238	228	41.347	158	28.903		8	1:42.662	23.290	235	41.498	150	37.874	
4	1:33.547	23.591	231	41.117	156	28.839	204	9	4:41.032	3:31.013	231	41.205	157	28.814	204
5	1:32.650	23.082	233	40.773	156	28.795	202	10	2:02.612	23.383	233	54.285	129	44.944	

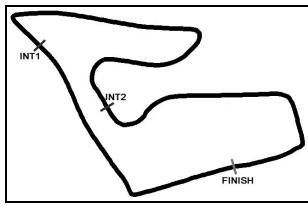
26	Rahel Frey, CHE/ Christopher Haase, DEU							theoretical besttime: 1:32.856							
1	20:31.179	19:16.558	204	44.413	142	30.208	198	5	1:39.425	23.487	231	42.442	118	33.496	201
2	1:34.171	23.756	229	41.329	153	29.086	198	6	1:33.061	23.346	231	40.872	157	28.843	199
3	1:33.528	23.550	228	41.115	158	28.863	201	7	1:33.295	23.641	231	40.795	156	28.859	199
4	1:32.918	23.348	232	40.855	158	28.715	200	8	1:43.176	24.080	201	43.876	138	35.220	

27	Christopher Mies, DEU/ Rene Rast, DEU							theoretical besttime: 1:32.026							
1	26:39.755	25:28.643	223	42.206	154	28.906	202	4	1:32.177	23.163	233	40.333	163	28.681	
2	1:32.164	23.258	232	40.376	165	28.530	202	5	1:40.570	24.760	230	41.344	155	34.466	
3	1:34.552	24.004	231	41.810	150	28.738	203								

28	Christer Jöns, DEU/ Markus Winkelhock, DEU							theoretical besttime: 1:32.395							
1	21:19.672	20:02.332	221	45.364	126	31.976	202	5	1:32.581	23.354	233	40.532	149	28.695	201
2	1:33.091	23.479	231	40.975	151	28.637	203	6	1:38.589	23.403	232	42.067	141	33.119	201
3	1:32.592	23.251	232	40.729	147	28.612	202	7	1:32.730	23.462	231	40.578	148	28.690	202
4	1:32.875	23.346	233	40.731	149	28.798	203	8	1:57.144	24.255	178	46.137	136	46.752	

43	Gottfried Grassler, AUT/ Bernhard Auinger, AUT							theoretical besttime: 1:32.667							
1	2:19.849	46.492	141	53.161	107	40.196		8	1:44.794	28.016	203	42.793	145	33.985	
2	1:45.104	24.188	228	42.693	127	38.223	198	9	7:40.281	6:23.124	174	47.174	153	29.983	200
3	1:34.008	23.642	231	41.029	156	29.337	198	10	1:39.265	23.318	233	43.122	110	32.825	203
4	1:35.008	23.398	231	40.710	155	30.900	199	11	1:37.220	23.268	235	41.086	154	32.866	203
5	1:33.562	23.572	232	40.521	156	29.469	198	12	1:33.620	23.159	235	40.487	158	29.974	188
6	1:32.865	23.357	234	40.363	161	29.145	200	13	1:39.192	23.576	236	41.716	150	33.900	
7	1:40.174	23.274	233	41.866	139	35.034	203								

44	Gerhard Tweraser, AUT/ Harald Proczyk, AUT							theoretical besttime: 1:32.191							
1	2:14.175	47.950	155	50.745	124	35.480	194	8	1:32.479	23.154	233	40.498	161	28.827	203
2	1:36.757	24.613	226	42.107	150	30.037	199	9	1:32.259	23.030	234	40.399	161	28.830	201
3	1:33.769	23.955	228	40.814	157	29.000		10	1:40.813	23.564	184	47.334	145	29.915	204
4	1:32.878	23.380	230	40.505	159	28.993	201	11	1:41.864	23.002	234	41.834	112	37.028	203
5	1:41.662	23.287	231	44.559	118	33.816	201	12	1:32.926	23.033	235	40.362	162	29.531	182
6	1:39.095	23.328	231	40.501	164	35.266		13	1:56.341	29.067	155	49.652	138	37.622	
7	9:43.575	8:27.730	185	45.061	151	30.784	203								



ADAC GT Masters

Lap Analysis Qualifying 1



Provisional

Reg. Nr.: OSK-CR 17/2013

Friday 9.8.2013 14:45

Red Bull Ring, Length: 4326 m

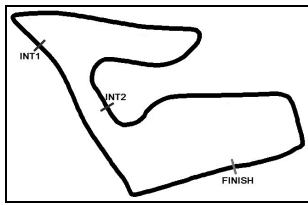
Air temperature: 26.2°C

Track temperature: 31.9°C

Weather condition: Dry

Lap	Time	SE1	SP1	SE2	SP2	SE3	SP3	Lap	Time	SE1	SP1	SE2	SP2	SE3	SP3
47	Paul Green, DEU/ Niclas Kenterich, DEU							theoretical besttime: 1:33.220							
1	2:40.978	1:01.148	117	1:07.772	92	32.058	197	5	1:33.813	23.644	229	41.409	148	28.760	202
2	1:36.068	24.287	226	42.316	142	29.465	199	6	1:33.550	23.438	230	41.305	143	28.807	201
3	1:35.257	24.013	227	42.058	147	29.186	200	7	1:33.354	23.398	230	41.062	158	28.894	201
4	1:34.359	23.735	228	41.567	158	29.057	201	8	1:44.481	23.435	231	44.661	137	36.385	

100	Daniel Dobitsch, AUT/ Aditya Patel, IND							theoretical besttime: 1:32.467							
1	13:01.326	11:39.884	176	49.637	121	31.805	195	5	1:33.172	23.473	231	40.673	156	29.026	202
2	1:35.279	24.183	229	41.505	151	29.591	203	6	1:32.814	23.357	232	40.387	151	29.070	202
3	1:34.518	23.619	231	41.512	152	29.387	202	7	1:32.533	23.186	234	40.433	158	28.914	202
4	1:34.097	23.481	230	41.199	147	29.417	200	8	1:43.201	23.166	234	40.834	158	39.201	



ADAC GT Masters

Start Grid Race 1



Provisional

Reg. Nr.: OSK-CR 17/2013

Saturday 10.8.2013 12:15

Red Bull Ring, Length: 4326 m

Air temperature: 18.1°C

Track temperature: 21.2°C

Weather condition: Dry

POLE POSITION

3 Callaway Competition	1:31.598
Andreas Wirth*/ Christian Hohenadel	
10 Polarweiss Racing	1:31.808
Maximilian Götz*/ Maximilian Buhk	
6 Farnbacher Racing	1:32.016
Mario Farnbacher*/ Philipp Frommenwiler	
27 Prosperia C. Abt Racing	1:32.164
Rene Rast*/ Christopher Mies	
19 PIXUM Team Schubert	1:32.378
Claudia Hürtgen*/ Dominik Baumann	
7 Farnbacher Racing	1:32.502
Jürg Aeberhard*/ David Jahn	
20 PIXUM Team Schubert	1:32.554
Max Sandritter*/ Jörg Müller	
9 Tonino powered by Herberth Moto	1:32.743
Rene Bourdeaux*/ Alfred Renauer	
1 MS RACING	1:32.772
Florian Stoll*/ Sebastian Asch	
43 GRT Grasser Racing Team	1:32.865
Gottfried Grasser*/ Bernhard Auinger	
17 Callaway Competition	1:32.969
Remo Lips*/ Lennart Marioneck	
47 Vita4One Racing Team	1:33.354
Paul Green*/ Niclas Kantenich	
41 SaReNi United	
Albert von Thurn und Taxis*/ Peter Kox	

- 1
- 2
- 3
- 4
- 5
- 6
- 7
- 8
- 9
- 10
- 11
- 12
- 13

2 Callaway Competition	1:31.370
Diego Alessi*/ Daniel Keilwitz	
14 Lambda Performance	1:31.725
Frank Kechele*/ Dominik Schwager	
12 DB Motorsport	1:31.948
Simon Knap*/ Jeroen den Boer	
8 Tonino powered by Herberth Moto	1:32.152
Robert Renauer*/ Martin Ragginger	
44 GRT Grasser Racing Team	1:32.259
Harald Proczyk*/ Gerhard Tweraser	
11 Polarweiss Racing	1:32.471
Sergey Afanasiev*/ Andreas Simonsen	
100 MS RACING	1:32.533
Aditya Patel*/ Daniel Dobitsch	
28 Prosperia C. Abt Racing	1:32.581
Christer Jöns*/ Markus Winkelhock	
4 Team GW-Schütz	1:32.758
Christian Engelhart*/ Nicolas Armindo	
5 Farnbacher Racing	1:32.850
Christina Nielsen*/ Anthony Beltoise	
26 Prosperia C. Abt Racing	1:32.918
Rahel Frey*/ Christopher Haase	
18 Callaway Competition	1:33.142
Toni Seiler*/ Mike Parisy	
16 THE BOSS YACO Racing	1:33.533
Philip Geipel*/ Filip Sladicka	

* Marks the starting driver

Publications Time:

Race Director:

Time Keeping: