

ADAC GT Masters

Results Race 2

Provisional



Nürburgring, Length: 3618 m

Air temperature: 26.1°C

Track temperature: 39.8°C

Weather condition: Dry

DMSB Reg. Nr.: 225/13
Deutscher Motor Sport Bund e.V.

Sunday 4.8.2013 12:15

started : 25 classified : 16 not classified : 9

	Drivers	Team	Car	Laps	Total Time	Gap	Kph	Lap	Time	Kph
1	19 C.Hürtgen/D.Baumann	PIXUM Team Schubert	BMW Z4 GT3	39	1:00:32.185		139,9	14	1:26.323	150,9
2	18 T.Seiler(*G*)/J.Bleekemolen	Callaway Competition	Corvette Z06.R GT3	39	1:00:41.479	9.294	139,5	12	1:25.664	152,0
3	20 M.Sandritter/J.Müller	PIXUM Team Schubert	BMW Z4 GT3	39	1:00:42.471	10.286	139,5	20	1:26.696	150,2
4	8 M.Christensen/R.Renauer	Tonino powered by Herberth Motors	Porsche 911 GT3 R	39	1:00:43.713	11.528	139,4	12	1:27.005	149,7
5	2 D.Alessi/D.Keilwitz	Callaway Competition	Corvette Z06.R GT3	39	1:00:44.350	12.165	139,4	14	1:26.321	150,9
6	14 F.Kechele/D.Schwager	Lambda Performance	Ford GT GT3	39	1:00:51.925	19.740	139,1	26	1:26.477	150,6
7	3 A.Wirth/C.Hohenadel	Callaway Competition	Corvette Z06.R GT3	39	1:00:52.406	20.221	139,1	15	1:26.379	150,8
8	1 S.Asch/F.Stoll	MS RACING	Audi R8 LMS Ultra	39	1:00:53.576	21.391	139,0	18	1:27.065	149,6
9	28 C.Jöns/M.Winkelhock	Prosperia C. Abt Racing	Audi R8 LMS Ultra	39	1:00:54.509	22.324	139,0	15	1:27.071	149,6
10	11 A.Simonsen/S.Afanasiev	Polarweiss Racing	Mercedes Benz SLS AMG GT3	39	1:00:54.793	22.608	139,0	20	1:27.201	149,4
11	16 P.Geipel/F.Schmickler	THE BOSS YACO Racing	Audi R8 LMS Ultra	39	1:01:10.028	37.843	138,4	32	1:27.297	149,2
12	5 C.Nielsen(*G*)/S.Edwards	Farnbacher Racing	Porsche 911 GT3 R	39	1:01:14.253	42.068	138,3	14	1:26.473	150,6
13	100 A.Patel/D.Dobitsch	MS RACING	Audi R8 LMS Ultra	39	1:01:14.792	42.607	138,2	19	1:27.435	149,0
14	17 R.Lips(*G*)/L.Marionek	Callaway Competition	Corvette Z06.R GT3	39	1:01:18.534	46.349	138,1	14	1:27.749	148,4
15	9 R.Bourdeaux(*G*)/A.Renauer	Tonino powered by Herberth Motors	Porsche 911 GT3 R	39	1:01:21.734	49.549	138,0	12	1:27.164	149,4
16	40 G.Beisel(*G*)/S.Barth	RWT Racing Team	Corvette Z06.R GT3	39	1:01:42.158	1:09.973	137,2	16	1:26.922	149,8
not classified										
12	S.Knap/J.den Boer	DB Motorsport	BMW Z4 GT3	27	44:55.905	12LAPS	130,4	15	1:26.899	149,9
7	J.Aeberhard/T.Pivoda	Farnbacher Racing	Porsche 911 GT3 R	14	23:55.388	25LAPS	127,0	3	1:27.645	148,6
46	M.Matzke/D.Brown	Vita4One Racing Team	BMW Z4 GT3	14	24:04.689	25LAPS	126,2	12	1:28.074	147,9
26	R.Frey/C.Haase	Prosperia C. Abt Racing	Audi R8 LMS Ultra	13	23:36.378	26LAPS	119,5	3	1:27.983	148,0
4	C.Engelhart/N.Armindo	Team GW-Schütz	Porsche 911 GT3 R	3	4:28.924	36LAPS	145,3	3	1:27.205	149,4
47	P.Green(*G*)/N.Kentenich	Vita4One Racing Team	BMW Z4 GT3	3	4:34.105	36LAPS	142,6	3	1:27.892	148,2
10	M.Buhk/M.Götz	Polarweiss Racing	Mercedes Benz SLS AMG GT3	1	2:05.235	38LAPS				
6	M.Farnbacher/P.Frommenwiler	Farnbacher Racing	Porsche 911 GT3 R	1	2:22.585	38LAPS				
27	C.Mies/R.Rast	Prosperia C. Abt Racing	Audi R8 LMS Ultra							

Fastest lap of the race. Car 18 driver Bleekemolen on lap 12. Time 1:25.664, average speed 152,0 km/h.

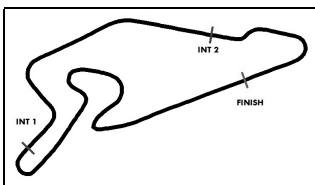
(*G*) marks the Gentlemen driver

Subject to final scrutineering!

Publications Time:

Clerk of the course:

Time Keeping:



ADAC GT Masters

Lap chart Race 2

Provisional

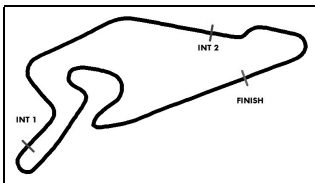


Nürburgring, Length: 3618 m

Sunday 4.8.2013 12:15

POS	1	2	3	4	5	6	7	8	9	10	11	12	13	14	15	16	17	18	19	20	21	22	23	24	25	26	27
LAP 1	18	19	5	3	2	20	4	8	12	14	40	9	47	26	1	28	11	7	17	46	16	100	10	.	6		
LAP 2	18	19	5	3	2	20	4	8	14	12	40	47	26	1	28	11	17	46	16	9	100	7					
LAP 3	18	19	5	3	2	20	4	8	14	40	12	47	26	1	28	11	17	46	16	9	100	7					
LAP 4	18	19	5	3	2	20	8	14	40	12	1	28	11	16	9	17	100	46	7	26							
LAP 5	18	19	5	3	2	20	8	14	40	12	1	28	11	16	9	17	100	46	7	.26'							
LAP 6	18	19	5	3	2	20	8	14	40	12	1	28	11	16	9	17	100	46	7	26'							
LAP 7	18	19	5	3	2	20	8	14	40	12	1	28	11	16	9	17	100	46	7	26'							
LAP 8	18	19	5	3	2	20	8	14	40	12	1	28	11	16	9	17	100	46	7	26'							
LAP 9	18	19	5	3	2	20	8	14	40	12	1	28	11	16	9	17	100	46	7	26'							
LAP 10	18	19	5	2	3	20	14	8	40	12	1	28	11	9	16	100	17	46	7	26'							
LAP 11	18	19	5	2	3	20	14	8	40	12	28	1	11	9	16	100	17	46	7	26'							
LAP 12	18	19	5	2	3	20	14	8	40	12	28	1	11	9	16	100	17	46	7	26'							
LAP 13	18	19	5	2	3	20	14	8	40	12	28	1	11	9	16	100	17	7	46	.26'							
LAP 14	18	19	5	2	3	20	14	8	40	12	28	1	11	9	16	100	17	.	7	.46							
LAP 15	18	19	5	2	3	20	14	8	40	12	28	1	11	9	16	100	17										
LAP 16	18	19	5	2	3	20	8	40	.14	1	.12	9	.28	.11	100	17	.16										
LAP 17	18	19	5	2	3	20	8	40	1	9	100	17	14	12	28'	11'	16'										
LAP 18	18	19	5	2	3	20	8	40	1	9	100	.17	14	12	28'	11'	16'										
LAP 19	18	19	5	2	20	8	40	.3	1	9	100	14	12'	28'	11'	16'	17'										
LAP 20	18	19	5	2	20	8	40	.1	100	.9	14	3	12'	28'	11'	16'	17'										
LAP 21	18	5	.19	20	.2	.8	.40	.100	14	3	12	1	28	11	9'	16'	17'										
LAP 22	.18	.5	.20	19	2	14	8	3	12	1	28	11	40	9	100	16	17										
LAP 23	18	19	2	14	5	20	8	3	12	1	28	11	9	40	100	16	17										
LAP 24	19	18	2	14	20	5	8	3	12	1	28	11	9	100	16	40	17										
LAP 25	19	18	2	14	20	5	8	3	12	1	28	11	9	16	100	40	17										
LAP 26	19	18	2	14	20	8	5	3	12	1	28	11	9	16	100	17	40										
LAP 27	19	18	2	14	20	8	3	1	28	11	5	9	16	100	17	40	.12'										
LAP 28	19	18	2	14	20	8	3	1	28	11	5	9	16	100	17	40											
LAP 29	19	18	2	14	20	8	3	1	28	11	5	16	9	100	17	40											
LAP 30	19	18	2	14	20	8	3	1	28	11	5	16	9	100	17	40											
LAP 31	19	18	2	14	20	8	3	1	28	11	5	16	100	9	17	40											
LAP 32	19	18	2	14	20	8	3	1	28	11	5	16	100	9	17	40											
LAP 33	19	18	2	14	20	8	3	1	28	11	5	16	100	17	9	40											
LAP 34	19	18	2	14	20	8	3	1	28	11	5	16	100	17	9	40											
LAP 35	19	18	2	14	20	8	3	1	28	11	16	5	100	17	9	40											
LAP 36	19	18	2	14	20	8	3	1	28	11	16	5	100	17	9	40											
LAP 37	19	18	20	2	8	14	3	1	28	11	16	5	100	17	9	40											

. - PIT STOP ' - LAP BEHIND



ADAC GT Masters

Lap chart Race 2

Provisional

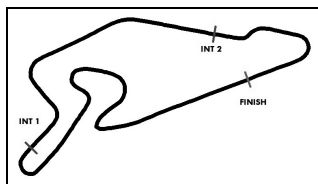


Nürburgring, Length: 3618 m

Sunday 4.8.2013 12:15

POS	1	2	3	4	5	6	7	8	9	10	11	12	13	14	15	16	17	18	19	20	21	22	23	24	25	26	27	
LAP 38	19	18	20	8	2	14	3	1	28	11	16	5	100	17	9	40												
LAP 39	19	18	20	8	2	14	3	1	28	11	16	5	100	17	9	40												

. - PIT STOP ' - LAP BEHIND



ADAC GT Masters



Lap Analysis Race 2

Provisional

Nürburgring, Length: 3618 m

Air temperature: 26.1°C

Track temperature: 39.8°C

Weather condition: Dry

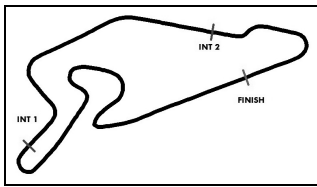
DMSB Reg. Nr.: 225/13
Deutscher Motor Sport Bund e.V.

Sunday 4.8.2013 12:15

Lap	Time	SE1	SP1	SE2	SP2	SE3	SP3	Lap	Time	SE1	SP1	SE2	SP2	SE3	SP3
1 Sebastian Asch, DEU/ Florian Stoll, DEU								theoretical besttime: 1:26.911							
1	1:37.506	55.064	120	23.385	234	19.057	189	21	2:33.013	1:51.582	134	22.495	235	18.936	188
2	1:29.730	47.690	131	22.916	235	19.124	190	22	1:28.130	46.485	132	22.646	233	18.999	189
3	1:27.968	46.387	131	22.730	235	18.851	190	23	1:27.344	45.956	132	22.607	234	18.781	190
4	1:29.029	47.226	131	22.767	234	19.036	190	24	1:27.510	45.873	134	22.557	234	19.080	189
5	1:29.271	46.638	131	22.704	234	19.929	186	25	1:27.666	46.027	133	22.648	233	18.991	188
6	1:58.510	56.840	116	34.837	136	26.833	114	26	1:27.089	45.798	133	22.476	235	18.815	190
7	2:11.913	1:09.953	75	35.158	182	26.802	150	27	1:29.156	46.974	132	22.721	235	19.461	189
8	2:08.254	1:08.967	100	33.359	146	25.928	143	28	1:27.958	46.375	131	22.631	235	18.952	190
9	2:00.577	1:04.642	93	33.232	116	22.703	189	29	1:27.657	46.171	133	22.612	235	18.874	190
10	1:28.558	46.415	132	22.811	235	19.332	188	30	1:28.268	46.519	133	22.719	235	19.030	188
11	1:28.588	46.886	132	22.784	233	18.918	189	31	1:27.520	45.959	133	22.519	235	19.042	187
12	1:27.452	45.809	133	22.570	235	19.073	188	32	1:27.892	46.274	134	22.607	235	19.011	188
13	1:27.654	46.233	133	22.595	235	18.826	190	33	1:27.597	46.168	132	22.541	235	18.888	189
14	1:27.253	45.705	132	22.714	234	18.834	190	34	1:27.529	46.136	132	22.562	235	18.831	189
15	1:27.183	45.830	133	22.552	235	18.801	190	35	1:27.823	46.262	132	22.601	235	18.960	189
16	1:27.172	45.654	133	22.536	235	18.982	189	36	1:27.697	46.217	132	22.610	235	18.870	189
17	1:27.202	45.747	134	22.586	234	18.869	189	37	1:27.750	46.243	133	22.655	236	18.852	190
18	1:27.065	45.692	133	22.534	233	18.839	190	38	1:27.574	46.208	133	22.560	237	18.806	190
19	1:27.419	45.782	134	22.618	235	19.019	190	39	1:27.776	46.178	133	22.582	237	19.016	188
20	1:32.323	45.817	133	22.609	235	23.897									

Lap	Time	SE1	SP1	SE2	SP2	SE3	SP3	Lap	Time	SE1	SP1	SE2	SP2	SE3	SP3
2 Diego Alessi, ITA/ Daniel Keilwitz, DEU								theoretical besttime: 1:26.234							
1	1:32.602	51.314	130	22.491	247	18.797	196	21	1:31.272	45.777	132	22.414	251	23.081	
2	1:27.992	46.862	134	22.318	247	18.812	200	22	2:33.262	1:51.704	128	22.579	242	18.979	194
3	1:27.042	46.078	134	22.262	247	18.702	195	23	1:27.524	46.400	131	22.352	245	18.772	195
4	1:28.716	47.641	133	22.354	248	18.721	197	24	1:27.391	46.195	130	22.391	246	18.805	194
5	1:31.134	46.567	135	22.537	207	22.030	169	25	1:27.187	45.926	131	22.435	245	18.826	196
6	1:59.499	57.818	90	33.815	132	27.866	137	26	1:27.067	45.971	134	22.333	245	18.763	197
7	2:13.017	1:09.670	69	35.348	158	27.999	126	27	1:27.622	46.132	132	22.417	247	19.073	194
8	2:07.200	1:07.864	88	33.127	140	26.209	152	28	1:27.485	46.073	131	22.427	249	18.985	193
9	2:02.057	1:05.361	101	34.046	105	22.650	199	29	1:28.063	45.973	130	23.027	248	19.063	196
10	1:27.987	47.095	132	22.327	246	18.565	201	30	1:27.700	45.982	128	22.739	249	18.979	194
11	1:26.725	45.741	131	22.210	247	18.774	200	31	1:28.026	46.267	130	22.783	246	18.976	200
12	1:27.832	45.821	133	22.227	244	19.784	194	32	1:27.514	46.039	130	22.557	246	18.918	195
13	1:26.454	45.493	135	22.296	246	18.665	196	33	1:27.863	46.429	131	22.584	246	18.850	199
14	1:26.321	45.481	133	22.188	244	18.652	200	34	1:28.093	46.295	131	22.736	248	19.062	195
15	1:26.479	45.590	134	22.225	247	18.664	201	35	1:27.826	46.358	129	22.505	247	18.963	199
16	1:26.572	45.589	133	22.281	244	18.702	198	36	1:28.397	46.485	128	22.973	249	18.939	196
17	1:26.619	45.712	136	22.248	249	18.659	198	37	1:30.392	48.572	131	22.588	246	19.232	196
18	1:26.816	45.709	133	22.263	248	18.844	197	38	1:28.821	47.447	128	22.453	249	18.921	197
19	1:26.905	45.826	133	22.340	244	18.739	202	39	1:27.834	46.244	133	22.601	247	18.989	198
20	1:27.042	45.914	131	22.347	245	18.781	200								

Lap	Time	SE1	SP1	SE2	SP2	SE3	SP3	Lap	Time	SE1	SP1	SE2	SP2	SE3	SP3
3 Andreas Wirth, DEU/ Christian Hohenadel, DEU								theoretical besttime: 1:26.273							
1	1:32.291	50.920	129	22.533	245	18.838	198	21	1:28.463	47.065	131	22.376	246	19.022	196
2	1:27.958	46.852	132	22.254	246	18.852	196	22	1:27.064	45.774	133	22.340	245	18.950	196
3	1:27.082	46.030	133	22.292	247	18.760	197	23	1:27.502	45.956	133	22.457	245	19.089	197
4	1:28.742	47.713	132	22.273	246	18.756	196	24	1:27.267	46.090	133	22.289	246	18.888	197
5	1:30.909	46.349	134	22.697	204	21.863	181	25	1:28.049	46.532	132	22.425	245	19.092	197
6	1:59.181	57.781	86	33.606	145	27.794	150	26	1:28.647	46.394	133	22.722	245	19.531	197
7	2:13.225	1:09.899	70	35.166	142	28.160	130	27	1:30.154	48.004	130	22.479	243	19.671	196
8	2:07.089	1:07.934	92	33.105	150	26.050	142	28	1:27.604	46.126	132	22.409	246	19.069	196
9	2:02.601	1:05.474	106	34.240	102	22.887	197	29	1:27.363	45.961	131	22.413	246	18.989	196
10	1:28.945	47.869	130	22.312	246	18.764	198	30	1:27.850	46.315	131	22.425	246	19.110	196
11	1:26.713	45.782	131	22.239	246	18.692	198	31	1:27.550	46.116	132	22.369	245	19.065	196
12	1:27.409	45.435	130	22.283	247	19.691	196	32	1:27.418	46.107	132	22.344	246	18.967	197
13	1:26.727	45.631	132	22.295	247	18.801	197	33	1:27.368	46.041	134	22.363	246	18.964	196
14	1:27.015	45.820	129	22.251	245	18.944	196	34	1:27.397	46.034	131	22.439	246	18.924	196
15	1:26.379	45.463	132	22.286	246	18.630	198	35	1:27.579	46.116	132	22.443	246	19.020	196
16	1:27.634	45.404	133	23.161	245	19.069	196	36	1:27.714	46.309	133	22.421	245	18.984	196



ADAC GT Masters

Lap Analysis Race 2

Provisional



Nürburgring, Length: 3618 m

Air temperature: 26.1°C

Track temperature: 39.8°C

Weather condition: Dry

DMSB Reg. Nr.: 225/13
Deutscher Motor Sport Bund e.V.

Sunday 4.8.2013 12:15

Lap	Time	SE1	SP1	SE2	SP2	SE3	SP3	Lap	Time	SE1	SP1	SE2	SP2	SE3	SP3
17	1:26.841	45.620	130	22.382	246	18.839	197	37	1:28.515	46.545	132	22.645	234	19.325	197
18	1:26.973	45.756	132	22.319	246	18.898	198	38	1:27.619	46.384	132	22.328	248	18.907	197
19	1:32.271	45.653	130	22.537	246	24.081		39	1:28.255	46.494	126	22.542	247	19.219	196
20	2:37.043	1:55.532	132	22.271	245	19.240	195								

4 Christian Engelhart, DEU/ Nicolas Armindo, FRA

theoretical besttime: 1:27.204

1	1:34.061	51.814	133	23.186	235	19.061	191	3	1:27.205	45.965	132	22.667	237	18.573	191
2	1:27.658	46.255	131	22.666	237	18.737	191								

5 Christina Nielsen, DNK/ Sean Edwards, GBR

theoretical besttime: 1:26.359

1	1:31.935	50.460	131	22.760	235	18.715	191	21	1:27.021	45.787	132	22.551	237	18.683	190
2	1:27.854	46.679	133	22.479	237	18.696	191	22	1:32.283	46.302	129	22.915	238	23.066	
3	1:27.154	45.905	134	22.493	237	18.756	191	23	2:37.233	1:54.194	129	22.867	236	20.172	189
4	1:28.591	47.589	132	22.484	237	18.518	191	24	1:30.350	47.856	130	22.840	235	19.654	190
5	1:30.512	46.288	127	23.147	205	21.077	154	25	1:28.798	46.605	132	22.784	236	19.409	190
6	1:59.475	57.974	88	33.424	159	28.077	138	26	1:29.549	47.529	130	22.804	237	19.216	191
7	2:12.978	1:09.970	73	35.001	142	28.007	142	27	1:33.302	50.975	127	22.937	237	19.390	191
8	2:07.049	1:08.052	98	33.206	144	25.791	151	28	1:29.699	47.155	131	22.894	237	19.650	190
9	2:03.332	1:05.525	111	34.555	118	23.252	191	29	1:29.421	47.342	129	22.716	238	19.363	190
10	1:27.784	46.506	132	22.551	237	18.727	191	30	1:28.804	46.812	131	22.706	237	19.286	189
11	1:26.974	45.775	130	22.488	237	18.711	191	31	1:29.659	47.232	130	22.955	236	19.472	190
12	1:27.265	45.900	131	22.424	238	18.941	191	32	1:28.947	46.735	131	22.773	237	19.439	189
13	1:26.533	45.560	133	22.340	238	18.633	191	33	1:29.560	47.151	131	22.788	238	19.621	189
14	1:26.473	45.534	132	22.338	237	18.601	190	34	1:29.616	47.090	131	22.880	237	19.646	189
15	1:26.565	45.618	132	22.389	237	18.558	191	35	1:29.791	47.434	134	22.834	238	19.523	190
16	1:26.493	45.503	133	22.360	237	18.630	191	36	1:29.274	47.134	133	22.753	238	19.387	190
17	1:26.658	45.546	132	22.470	237	18.642	191	37	1:29.111	46.893	132	22.796	238	19.422	189
18	1:26.907	45.810	135	22.367	237	18.730	191	38	1:28.882	46.824	133	22.655	238	19.403	190
19	1:26.924	45.743	134	22.431	237	18.750	190	39	1:28.655	46.576	131	22.698	237	19.381	188
20	1:26.842	45.669	133	22.436	237	18.737	190								

6 Mario Farnbacher, DEU/ Philipp Frommenwiler, CHE

theoretical besttime:

1	2:22.585	1:30.264	124	25.031	201	27.290									
---	----------	----------	------------	--------	------------	--------	--	--	--	--	--	--	--	--	--

7 Jürg Aeberhard, CHE/ Tomas Pivoda, CZE

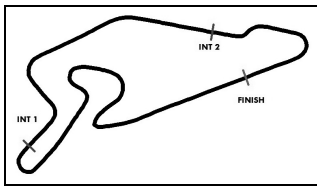
theoretical besttime: 1:27.645

1	1:39.133	56.047	128	23.094	242	19.992	193	8	2:09.395	1:11.554	121	31.590	166	26.251	150
2	1:48.642	1:06.400	133	22.966	238	19.276	193	9	1:58.689	1:03.420	111	33.157	163	22.112	191
3	1:27.645	46.219	133	22.537	239	18.889	193	10	1:29.269	47.343	130	22.699	241	19.227	193
4	1:46.554	1:03.284	108	23.901	238	19.369	191	11	1:28.403	46.553	131	22.602	240	19.248	192
5	1:32.677	50.230	126	22.924	238	19.523	191	12	1:28.329	46.397	133	22.700	239	19.232	192
6	1:30.356	47.876	127	22.896	238	19.584	192	13	1:29.922	46.400	132	22.702	239	20.820	181
7	2:04.701	1:04.513	118	35.341	196	24.847	114	14	2:01.673	1:00.037	103	28.493	201	33.143	

8 Michael Christensen, DNK/ Robert Renauer, DEU

theoretical besttime: 1:26.857

1	1:34.704	51.812	130	23.349	239	19.543	190	21	1:32.676	46.042	132	22.599	239	24.035	
2	1:28.591	46.921	132	22.655	237	19.015	190	22	2:33.417	1:51.861	132	22.593	236	18.963	191
3	1:27.517	46.129	133	22.576	238	18.812	191	23	1:27.375	46.027	132	22.478	236	18.870	190
4	1:28.719	47.061	130	22.604	237	19.054	191	24	1:27.155	45.718	133	22.569	236	18.868	191
5	1:30.556	46.881	134	22.588	235	21.087	186	25	1:27.928	45.873	133	22.673	238	19.382	191
6	1:58.917	57.127	103	34.387	115	27.403	135	26	1:27.325	46.014	132	22.445	237	18.866	190
7	2:12.259	1:09.268	70	35.247	147	27.744	128	27	1:27.047	45.743	132	22.433	237	18.871	191
8	2:07.678	1:08.472	80	33.103	148	26.103	150	28	1:27.283	45.836	132	22.428	237	19.019	190
9	2:01.648	1:05.170	87	34.120	98	22.358	190	29	1:27.340	45.868	133	22.598	237	18.874	190
10	1:29.364	47.444	130	22.752	238	19.168	191	30	1:27.384	45.796	132	22.530	237	19.058	190
11	1:27.277	45.963	132	22.550	237	18.764	191	31	1:27.355	45.856	133	22.516	237	18.983	190
12	1:27.005	45.708	134	22.476	238	18.821	191	32	1:27.107	45.750	133	22.494	237	18.863	190
13	1:27.114	45.761	133	22.454	238	18.899	190	33	1:27.106	45.850	134	22.425	238	18.831	189
14	1:27.017	45.835	133	22.409	237	18.773	190	34	1:27.378	45.955	133	22.587	238	18.836	190
15	1:27.013	45.753	132	22.455	237	18.805	191	35	1:27.897	46.255	134	22.526	238	19.116	191



ADAC GT Masters

Lap Analysis Race 2

Provisional



Nürburgring, Length: 3618 m

Air temperature: 26.1°C

Track temperature: 39.8°C

Weather condition: Dry

DMSB Reg. Nr.: 225/13
Deutscher Motor Sport Bund e.V.

Sunday 4.8.2013 12:15

Lap	Time	SE1	SP1	SE2	SP2	SE3	SP3	Lap	Time	SE1	SP1	SE2	SP2	SE3	SP3
16	1:27.063	45.765	132	22.413	238	18.885	190	36	1:27.171	45.809	133	22.433	238	18.929	190
17	1:27.067	45.684	133	22.507	238	18.876	191	37	1:27.916	46.401	130	22.543	240	18.972	189
18	1:27.184	45.811	132	22.516	238	18.857	191	38	1:27.363	46.092	132	22.474	239	18.797	190
19	1:27.447	46.099	132	22.498	238	18.850	191	39	1:27.784	46.149	133	22.550	238	19.085	188
20	1:27.566	46.159	131	22.512	238	18.895	191								

9 Rene Bourdeaux, DEU/ Alfred Renauer, DEU

theoretical besttime: 1:27.097

1	1:35.928	53.381	133	22.706	242	19.841	192	21	2:34.928	1:52.608	132	22.893	238	19.427	190
2	1:37.065	55.498	133	22.624	239	18.943	193	22	1:31.224	48.912	129	23.024	239	19.288	192
3	1:27.610	46.177	133	22.513	240	18.920	193	23	1:28.763	46.948	131	22.636	238	19.179	191
4	1:30.728	48.943	131	22.688	240	19.097	193	24	1:28.756	46.651	133	22.847	238	19.258	191
5	1:32.302	46.597	132	23.736	202	21.969	186	25	1:28.758	46.648	133	22.692	238	19.418	191
6	1:51.466	50.634	107	33.981	103	26.851	140	26	1:28.527	46.582	133	22.660	239	19.285	192
7	2:12.225	1:10.461	81	35.295	150	26.469	123	27	1:29.131	46.947	133	22.701	239	19.483	192
8	2:08.549	1:10.013	122	32.297	135	26.239	135	28	1:28.666	46.673	133	22.660	239	19.333	191
9	1:59.908	1:03.749	109	33.936	127	22.223	193	29	1:29.088	47.234	132	22.710	240	19.144	192
10	1:28.437	46.639	133	22.690	239	19.108	192	30	1:28.795	46.779	133	22.815	239	19.201	192
11	1:27.533	46.075	134	22.489	239	18.969	193	31	1:29.059	46.661	132	22.771	239	19.627	192
12	1:27.164	45.761	134	22.418	241	18.985	193	32	1:29.244	47.009	132	22.829	240	19.406	191
13	1:27.644	46.079	134	22.502	241	19.063	193	33	1:29.548	47.516	131	22.716	241	19.316	192
14	1:27.572	46.052	133	22.437	241	19.083	193	34	1:28.874	46.759	133	22.662	240	19.453	192
15	1:27.555	45.950	134	22.600	241	19.005	192	35	1:28.843	46.706	132	22.785	240	19.352	192
16	1:27.472	45.969	133	22.460	240	19.043	191	36	1:28.586	46.517	135	22.734	240	19.335	192
17	1:27.812	46.309	134	22.527	240	18.976	193	37	1:28.698	46.708	134	22.548	241	19.442	192
18	1:27.316	45.759	134	22.502	239	19.055	192	38	1:28.871	46.650	133	22.831	239	19.390	192
19	1:27.397	45.906	134	22.523	240	18.968	192	39	1:28.653	46.793	133	22.552	240	19.308	193
20	1:33.039	46.193	133	22.505	240	24.341									

10 Maximilian Buhk, DEU/ Maximilian Götz, DEU

theoretical besttime:

1	2:05.235	1:08.579	102	30.044	197	26.612	177								
---	----------	----------	------------	--------	------------	--------	------------	--	--	--	--	--	--	--	--

11 Andreas Simonsen, SWE/ Sergey Afanasiev, RUS

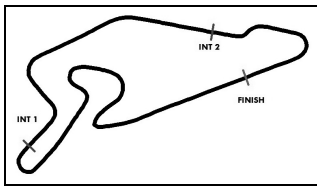
theoretical besttime: 1:26.929

1	1:38.682	55.651	131	23.322	237	19.709	192	21	1:28.071	46.442	133	22.760	240	18.869	191
2	1:29.408	47.221	134	22.941	240	19.246	192	22	1:28.028	46.329	132	22.505	239	19.194	191
3	1:28.653	46.905	132	22.758	240	18.990	191	23	1:27.799	46.206	132	22.632	237	18.961	191
4	1:32.008	50.055	132	22.939	239	19.014	192	24	1:27.589	46.087	132	22.443	238	19.059	191
5	1:29.055	46.729	130	22.656	239	19.670	192	25	1:27.511	46.078	135	22.517	238	18.916	191
6	1:55.915	54.151	121	35.031	102	26.733	121	26	1:27.407	46.162	130	22.461	239	18.784	191
7	2:12.209	1:10.300	84	35.100	174	26.809	134	27	1:28.288	46.593	131	22.595	239	19.100	191
8	2:08.170	1:09.548	126	32.650	142	25.972	138	28	1:28.071	46.470	132	22.718	239	18.883	191
9	1:59.938	1:04.327	99	33.307	120	22.304	192	29	1:27.740	46.163	133	22.458	234	19.119	191
10	1:28.326	46.371	133	22.856	239	19.099	193	30	1:28.215	46.365	133	22.739	240	19.111	192
11	1:28.208	46.521	132	22.674	239	19.013	192	31	1:27.622	46.301	131	22.467	239	18.854	191
12	1:27.621	46.044	133	22.532	239	19.045	192	32	1:27.820	46.495	133	22.422	239	18.903	191
13	1:27.746	46.343	133	22.479	240	18.924	192	33	1:27.960	46.329	131	22.604	239	19.027	191
14	1:27.325	46.039	133	22.447	239	18.839	192	34	1:28.085	46.350	133	22.600	240	19.135	190
15	1:27.546	46.233	132	22.462	239	18.851	192	35	1:27.608	46.325	133	22.476	240	18.807	191
16	1:32.025	46.049	132	22.470	240	23.506		36	1:27.776	46.465	132	22.390	240	18.921	191
17	2:32.062	1:50.889	134	22.448	239	18.725	191	37	1:27.779	46.318	132	22.557	240	18.904	192
18	1:27.204	45.937	134	22.436	239	18.831	191	38	1:27.362	46.068	135	22.517	239	18.777	191
19	1:27.202	45.814	132	22.525	239	18.863	191	39	1:27.558	46.209	133	22.454	240	18.895	192
20	1:27.201	46.004	132	22.448	239	18.749	192								

12 Simon Knap, NLD/ Jeroen den Boer, NLD

theoretical besttime: 1:26.862

1	1:35.113	52.194	129	23.095	236	19.824	189	15	1:26.899	45.785	134	22.408	237	18.706	192
2	1:30.213	48.754	132	22.560	237	18.899	191	16	1:31.674	45.768	133	22.421	237	23.485	
3	1:28.310	47.001	133	22.540	237	18.769	191	17	2:33.304	1:51.996	134	22.388	235	18.920	191
4	1:29.311	47.657	129	22.737	236	18.917	192	18	1:27.014	45.904	133	22.401	236	18.709	191
5	1:29.853	47.133	134	22.473	236	20.247	182	19	1:28.267	46.115	135	23.179	230	18.973	191
6	1:58.775	57.010	113	34.722	140	27.043	117	20	1:27.118	45.936	133	22.399	238	18.783	191



ADAC GT Masters



Lap Analysis Race 2

Provisional

Nürburgring, Length: 3618 m

Air temperature: 26.1°C

Track temperature: 39.8°C

Weather condition: Dry



Reg. Nr.: 225/13

Sunday 4.8.2013 12:15

Lap	Time	SE1	SP1	SE2	SP2	SE3	SP3	Lap	Time	SE1	SP1	SE2	SP2	SE3	SP3
7	2:11.695	1:09.610	72	35.235	182	26.850	146	21	1:27.614	46.165	133	22.538	238	18.911	190
8	2:08.134	1:08.887	85	33.310	142	25.937	140	22	1:27.274	45.945	134	22.498	236	18.831	191
9	2:00.417	1:04.748	95	33.430	110	22.239	193	23	1:27.287	45.948	134	22.499	236	18.840	191
10	1:28.778	46.818	133	22.623	238	19.337	192	24	1:27.377	45.946	133	22.515	236	18.916	191
11	1:27.667	46.323	130	22.566	237	18.778	193	25	1:27.993	46.326	134	22.728	235	18.939	192
12	1:27.399	46.012	132	22.440	238	18.947	190	26	1:28.035	46.258	131	22.586	238	19.191	192
13	1:27.466	46.102	130	22.597	237	18.767	192	27	3:05.602	1:06.708	91	52.302	37	1:06.592	
14	1:27.316	45.946	129	22.627	236	18.743	192								

14 Frank Kechele, DEU/ Dominik Schwager, BEL

theoretical besttime: 1:26.285

1	1:35.291	52.402	129	23.320	231	19.569	192	21	1:26.643	45.371	134	22.379	236	18.893	190
2	1:28.339	46.682	133	22.693	240	18.964	191	22	1:26.922	45.556	135	22.470	239	18.896	192
3	1:27.626	46.158	133	22.528	237	18.940	192	23	1:27.822	46.004	134	22.425	242	19.393	192
4	1:28.774	47.349	132	22.563	237	18.862	192	24	1:26.876	45.637	134	22.327	239	18.912	191
5	1:30.676	46.770	135	22.750	229	21.156	184	25	1:26.641	45.488	133	22.423	239	18.730	192
6	1:59.362	57.292	107	34.757	131	27.313	128	26	1:26.477	45.475	135	22.247	239	18.755	192
7	2:11.885	1:09.093	68	35.363	205	27.429	136	27	1:26.590	45.434	134	22.332	240	18.824	193
8	2:07.798	1:08.770	71	32.708	117	26.320	140	28	1:27.333	45.772	133	22.581	241	18.980	191
9	2:01.072	1:04.949	104	33.875	104	22.248	193	29	1:27.847	45.818	133	22.958	238	19.071	191
10	1:28.222	46.691	133	22.709	239	18.822	193	30	1:27.876	45.965	134	22.787	241	19.124	190
11	1:26.918	45.591	133	22.579	240	18.748	192	31	1:28.019	46.066	132	22.896	242	19.057	193
12	1:27.017	45.858	136	22.392	238	18.767	191	32	1:27.515	45.917	134	22.711	240	18.887	192
13	1:27.188	45.957	132	22.371	240	18.860	191	33	1:28.080	46.235	133	22.745	241	19.100	191
14	1:26.897	45.615	132	22.428	238	18.854	191	34	1:27.930	45.879	136	22.888	241	19.163	192
15	1:26.825	45.554	131	22.473	240	18.798	192	35	1:27.744	46.078	133	22.689	242	18.977	192
16	1:31.111	45.451	134	22.654	239	23.006		36	1:28.419	46.346	131	23.076	243	18.997	193
17	2:33.580	1:52.266	134	22.384	237	18.930	192	37	1:38.208	56.393	131	22.823	240	18.992	191
18	1:27.108	45.977	134	22.380	237	18.751	193	38	1:27.897	46.119	132	22.540	239	19.238	192
19	1:26.696	45.429	135	22.419	237	18.848	194	39	1:28.071	46.245	134	22.505	237	19.321	191
20	1:26.630	45.308	135	22.310	238	19.012	190								

16 Philip Geipel, DEU/ Frank Schmickler, DEU

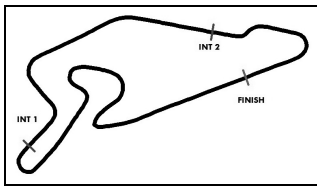
theoretical besttime: 1:27.110

1	1:40.902	57.513	125	23.684	231	19.705	185	21	1:27.721	46.031	131	22.727	234	18.963	185
2	1:29.961	47.289	129	23.223	232	19.449	184	22	1:27.850	46.119	130	22.798	229	18.933	184
3	1:29.031	46.800	129	22.974	230	19.257	185	23	1:28.225	46.211	130	22.874	229	19.140	189
4	1:30.845	48.457	125	23.088	228	19.300	185	24	1:29.708	47.011	130	23.361	233	19.336	183
5	1:32.163	46.814	130	23.429	216	21.920	175	25	1:27.922	46.449	133	22.681	228	18.792	186
6	1:51.572	49.842	121	34.984	104	26.746	120	26	1:27.547	46.001	131	22.738	229	18.808	186
7	2:12.053	1:10.153	79	35.420	172	26.480	129	27	1:28.244	46.383	130	22.738	231	19.123	185
8	2:08.656	1:09.669	122	32.476	147	26.511	130	28	1:28.306	46.339	131	23.003	230	18.964	186
9	2:00.300	1:03.670	113	33.643	145	22.987	184	29	1:27.801	46.273	131	22.618	231	18.910	185
10	1:29.987	47.877	130	22.978	227	19.132	185	30	1:27.400	45.957	132	22.611	229	18.832	184
11	1:27.977	46.122	132	22.838	227	19.017	185	31	1:27.421	45.983	132	22.610	230	18.828	184
12	1:27.792	45.849	131	22.886	228	19.057	184	32	1:27.297	45.780	132	22.654	232	18.863	184
13	1:27.685	46.054	132	22.732	231	18.899	185	33	1:27.645	46.065	132	22.659	229	18.921	185
14	1:27.750	46.044	131	22.759	228	18.947	185	34	1:27.515	46.021	133	22.613	230	18.881	185
15	1:27.610	45.968	131	22.803	229	18.839	184	35	1:27.752	46.252	132	22.579	232	18.921	184
16	1:36.928	46.136	131	22.856	228	27.936		36	1:27.969	46.007	132	22.598	229	19.364	186
17	2:32.170	1:50.256	131	22.848	227	19.066	184	37	1:27.915	46.195	131	22.538	230	19.182	185
18	1:29.508	47.372	131	22.941	232	19.195	184	38	1:28.322	46.072	131	22.794	231	19.456	184
19	1:27.639	46.049	131	22.692	230	18.898	185	39	1:29.127	46.469	131	22.891	227	19.767	171
20	1:27.812	46.144	131	22.665	230	19.003	185								

17 Remo Lips, CHE/ Lennart Marioneck, DEU

theoretical besttime: 1:27.540

1	1:39.369	56.388	131	22.896	247	20.085	196	21	1:28.102	46.339	125	22.658	244	19.105	195
2	1:29.303	47.634	132	22.548	245	19.121	196	22	1:27.874	46.418	131	22.500	243	18.956	193
3	1:28.475	46.668	132	22.543	247	19.264	195	23	1:27.987	46.345	130	22.566	243	19.076	195
4	1:36.445	54.411	115	23.056	244	18.978	196	24	1:28.472	46.616	129	22.779	243	19.077	196
5	1:31.286	46.744	129	23.331	198	21.211	192	25	1:28.087	46.453	130	22.566	245	19.068	195
6	1:51.157	50.168	117	33.649	103	27.340	115	26	1:28.099	46.645	130	22.453	245	19.001	195
7	2:11.907	1:10.045	81	35.525	168	26.337	113	27	1:28.321	46.610	128	22.527	245	19.184	196



ADAC GT Masters

Lap Analysis Race 2

Provisional



Nürburgring, Length: 3618 m

Air temperature: 26.1°C

Track temperature: 39.8°C

Weather condition: Dry

DMSB Reg. Nr.: 225/13
Deutscher Motor Sport Bund e.V.

Sunday 4.8.2013 12:15

Lap	Time	SE1	SP1	SE2	SP2	SE3	SP3	Lap	Time	SE1	SP1	SE2	SP2	SE3	SP3
8	2:08.341	1:09.875	117	32.254	118	26.212	136	28	1:28.030	46.404	131	22.497	245	19.129	194
9	1:59.784	1:03.775	116	33.952	135	22.057	194	29	1:27.900	46.376	129	22.512	245	19.012	196
10	1:30.179	48.200	132	22.556	248	19.423	195	30	1:27.932	46.400	131	22.480	246	19.052	195
11	1:28.302	46.489	132	22.452	246	19.361	194	31	1:28.270	46.334	129	22.562	245	19.374	195
12	1:28.053	46.556	132	22.334	246	19.163	195	32	1:28.825	46.850	130	22.685	245	19.290	195
13	1:28.128	46.408	131	22.569	245	19.151	196	33	1:28.365	46.704	128	22.595	245	19.066	195
14	1:27.749	46.250	131	22.455	244	19.044	194	34	1:28.490	46.437	129	22.577	245	19.476	194
15	1:28.400	46.795	131	22.578	245	19.027	197	35	1:28.145	46.592	131	22.455	245	19.098	194
16	1:27.966	46.270	133	22.492	245	19.204	194	36	1:28.056	46.442	131	22.513	245	19.101	196
17	1:28.077	46.558	132	22.466	245	19.053	197	37	1:28.166	46.356	129	22.716	245	19.094	194
18	1:33.631	46.837	131	22.498	244	24.296		38	1:28.571	46.722	131	22.731	244	19.118	195
19	2:37.426	1:55.527	127	22.673	244	19.226	195	39	1:28.820	46.863	131	22.655	245	19.302	194
20	1:28.044	46.336	130	22.485	246	19.223	193								

18 Toni Seiler, CHE/ Jeroen Bleekemolen, NLD

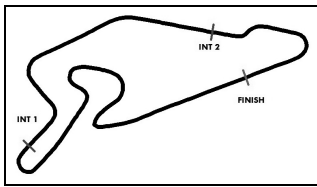
theoretical besttime: 1:25.547

1	1:30.051	49.001	133	22.305	244	18.745	194	21	1:26.624	45.530	133	22.306	245	18.788	195
2	1:27.167	46.026	133	22.311	245	18.830	197	22	1:32.663	45.791	134	22.249	245	24.623	
3	1:27.076	45.876	130	22.471	245	18.729	198	23	2:34.672	1:52.768	123	22.673	241	19.231	193
4	1:26.532	45.462	132	22.291	246	18.779	198	24	1:29.108	46.759	126	22.697	241	19.652	193
5	1:32.011	46.146	134	22.330	245	23.535	136	25	1:28.289	46.712	128	22.585	242	18.992	195
6	2:01.294	59.827	81	33.456	151	28.011	140	26	1:27.441	45.929	131	22.539	242	18.973	195
7	2:13.081	1:09.686	78	35.270	145	28.125	156	27	1:28.143	46.160	127	22.595	243	19.388	193
8	2:07.236	1:08.193	83	32.576	170	26.467	138	28	1:27.787	46.167	126	22.478	243	19.142	194
9	2:03.107	1:05.499	108	34.244	115	23.364	197	29	1:27.942	46.253	128	22.516	243	19.173	194
10	1:26.540	45.714	135	22.195	245	18.631	198	30	1:27.706	46.060	126	22.750	243	18.896	194
11	1:26.118	45.300	135	22.117	245	18.701	197	31	1:28.431	46.088	128	22.756	244	19.587	193
12	1:25.664	44.935	135	21.981	245	18.748	197	32	1:27.668	46.179	129	22.647	243	18.842	195
13	1:26.228	45.400	135	22.141	246	18.687	197	33	1:27.889	46.390	129	22.535	244	18.964	195
14	1:26.021	45.174	135	22.066	245	18.781	196	34	1:29.111	46.746	118	23.170	242	19.195	192
15	1:26.040	45.239	135	22.068	245	18.733	197	35	1:27.579	46.135	129	22.563	245	18.881	195
16	1:25.731	45.022	136	22.029	246	18.680	197	36	1:28.638	47.013	131	22.673	245	18.952	195
17	1:26.230	45.182	135	22.064	246	18.984	197	37	1:28.607	47.008	126	22.533	246	19.066	192
18	1:27.511	45.687	135	22.398	240	19.426	198	38	1:27.839	46.074	127	22.429	246	19.336	195
19	1:26.233	45.342	135	22.197	247	18.694	198	39	1:28.408	46.409	127	22.552	245	19.447	191
20	1:27.063	45.903	134	22.369	245	18.791	197								

19 Claudia Hürtgen, DEU/ Dominik Baumann, AUT

theoretical besttime: 1:26.249

1	1:31.015	49.637	131	22.572	236	18.806	190	21	1:31.424	45.826	132	22.455	237	23.143	
2	1:28.011	46.807	131	22.516	234	18.688	189	22	2:31.204	1:50.066	131	22.472	234	18.666	188
3	1:27.176	45.966	134	22.565	235	18.645	192	23	1:26.934	45.725	132	22.374	232	18.835	189
4	1:27.313	46.089	129	22.443	235	18.781	191	24	1:28.440	46.520	131	22.788	235	19.132	188
5	1:31.549	47.732	130	22.516	234	21.301	161	25	1:27.126	45.911	132	22.525	232	18.690	189
6	1:59.672	58.351	87	33.364	149	27.957	135	26	1:27.047	46.027	132	22.370	235	18.650	189
7	2:13.136	1:09.761	82	35.510	131	27.865	138	27	1:27.125	45.925	131	22.414	234	18.786	189
8	2:07.123	1:08.070	87	32.845	155	26.208	137	28	1:27.486	46.046	131	22.572	235	18.868	189
9	2:03.435	1:05.347	112	34.293	114	23.795	190	29	1:27.356	46.002	131	22.489	235	18.865	187
10	1:27.670	46.381	132	22.534	234	18.755	191	30	1:27.294	45.884	133	22.544	235	18.866	189
11	1:26.894	45.826	131	22.404	233	18.664	191	31	1:27.325	46.009	131	22.531	238	18.785	189
12	1:26.412	45.555	132	22.292	234	18.565	190	32	1:27.313	45.997	130	22.522	232	18.794	189
13	1:26.343	45.486	132	22.269	234	18.588	191	33	1:27.398	46.044	131	22.564	235	18.790	188
14	1:26.323	45.477	133	22.231	232	18.615	191	34	1:27.186	45.987	132	22.424	233	18.775	190
15	1:26.441	45.473	133	22.333	235	18.635	189	35	1:27.343	46.071	131	22.495	235	18.777	188
16	1:26.367	45.526	132	22.296	235	18.545	190	36	1:27.253	45.974	131	22.504	237	18.775	188
17	1:26.437	45.478	131	22.269	236	18.690	189	37	1:27.407	46.090	131	22.423	236	18.894	188
18	1:27.004	45.751	133	22.563	235	18.690	190	38	1:27.564	46.024	131	22.499	238	19.041	188
19	1:26.749	45.540	131	22.479	234	18.730	190	39	1:30.180	46.945	125	23.083	229	20.152	186
20	1:26.710	45.615	132	22.352	236	18.743	190								



ADAC GT Masters

Lap Analysis Race 2

Provisional



Nürburgring, Length: 3618 m

Air temperature: 26.1°C

Track temperature: 39.8°C

Weather condition: Dry



Reg. Nr.: 225/13

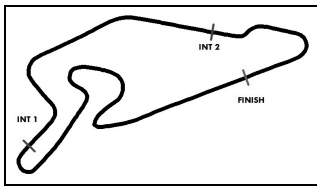
Sunday 4.8.2013 12:15

Lap	Time	SE1	SP1	SE2	SP2	SE3	SP3	Lap	Time	SE1	SP1	SE2	SP2	SE3	SP3
20 Max Sandritter, DEU/ Jörg Müller, DEU								theoretical besttime: 1:26.391							
1	1:33.452	51.507	130	22.986	234	18.959	190	21	1:27.008	45.955	133	22.246	239	18.807	191
2	1:27.630	46.468	131	22.535	236	18.627	191	22	1:31.263	45.791	131	22.367	237	23.105	
3	1:27.103	46.125	132	22.431	235	18.547	189	23	2:34.575	1:52.812	129	22.628	236	19.135	192
4	1:28.712	47.509	131	22.545	235	18.658	191	24	1:27.210	45.984	134	22.342	238	18.884	193
5	1:31.348	46.400	130	22.565	226	22.383	171	25	1:27.242	45.910	133	22.481	237	18.851	191
6	1:59.982	57.890	81	34.757	127	27.335	128	26	1:27.201	45.899	133	22.449	237	18.853	192
7	2:12.396	1:09.175	85	35.517	154	27.704	128	27	1:27.423	45.990	132	22.450	237	18.983	192
8	2:07.516	1:08.154	82	33.146	145	26.216	155	28	1:27.341	45.955	133	22.493	237	18.893	192
9	2:01.550	1:05.212	94	33.950	105	22.388	191	29	1:27.304	46.020	132	22.386	238	18.898	193
10	1:28.843	47.607	130	22.538	236	18.698	195	30	1:27.549	46.018	131	22.338	240	19.193	191
11	1:26.826	45.742	131	22.335	237	18.749	191	31	1:27.411	45.973	134	22.463	237	18.975	192
12	1:27.100	45.707	132	22.209	237	19.184	190	32	1:27.485	46.182	130	22.415	237	18.888	191
13	1:26.935	45.973	131	22.368	235	18.594	191	33	1:27.587	46.237	132	22.373	239	18.977	190
14	1:26.880	45.792	132	22.288	239	18.800	192	34	1:27.803	46.274	131	22.561	238	18.968	193
15	1:26.793	45.664	131	22.362	237	18.767	191	35	1:27.796	46.400	131	22.389	239	19.007	191
16	1:27.106	45.635	133	22.654	235	18.817	191	36	1:27.961	46.344	131	22.551	239	19.066	189
17	1:27.104	45.801	132	22.324	237	18.979	192	37	1:28.688	47.217	125	22.564	238	18.907	191
18	1:26.967	45.686	131	22.438	236	18.843	191	38	1:27.841	46.421	132	22.575	238	18.845	191
19	1:27.124	45.958	132	22.295	238	18.871	191	39	1:27.720	46.407	133	22.364	238	18.949	194
20	1:26.696	45.718	130	22.365	237	18.613	192								

26 Rahel Frey, CHE/ Christopher Haase, DEU								theoretical besttime: 1:27.323							
1	1:36.987	54.823	129	23.039	230	19.125	186	8	1:58.114	1:03.271	101	32.956	164	21.887	187
2	1:29.738	47.948	131	22.846	232	18.944	187	9	1:29.235	47.368	129	22.955	230	18.912	188
3	1:27.983	46.474	131	22.669	234	18.840	188	10	1:28.575	46.497	132	22.943	228	19.135	185
4	2:40.838	1:57.386	128	23.449	227	20.003	186	11	1:29.127	46.878	128	23.256	222	18.993	186
5	2:08.645	1:06.229	88	33.056	147	29.360		12	1:29.746	45.863	131	22.620	230	21.263	178
6	2:26.302	1:29.423	127	32.546	199	24.333	112	13	1:41.533	52.057	113	24.054	225	25.422	
7	2:09.555	1:11.460	123	31.438	176	26.657	146								

28 Christer Jöns, DEU/ Markus Winkelhock, DEU								theoretical besttime: 1:26.854							
1	1:38.127	55.290	130	23.554	234	19.283	189	21	1:28.047	46.586	130	22.573	235	18.888	187
2	1:29.600	47.183	131	23.307	233	19.110	188	22	1:28.056	46.303	132	22.778	233	18.975	187
3	1:28.126	46.527	131	22.822	233	18.777	189	23	1:27.802	46.094	131	22.667	232	19.041	187
4	1:29.767	47.985	130	22.869	232	18.913	188	24	1:27.681	45.870	132	22.657	232	19.154	187
5	1:29.302	46.640	129	22.646	233	20.016	186	25	1:27.378	45.788	131	22.667	232	18.923	187
6	1:58.006	56.063	116	35.342	108	26.601	121	26	1:27.413	45.939	131	22.586	233	18.888	187
7	2:12.107	1:09.757	80	35.132	160	27.218	134	27	1:28.387	46.630	130	22.686	233	19.071	187
8	2:08.145	1:09.326	120	32.941	142	25.878	145	28	1:27.969	46.435	130	22.704	234	18.830	188
9	1:59.996	1:04.383	100	33.189	125	22.424	188	29	1:27.757	46.106	132	22.776	234	18.875	187
10	1:28.220	46.409	130	22.725	235	19.086	189	30	1:28.320	46.442	128	22.785	233	19.093	187
11	1:27.760	46.237	130	22.657	233	18.866	190	31	1:27.564	45.998	130	22.680	234	18.886	187
12	1:27.121	45.808	132	22.502	234	18.811	190	32	1:27.861	46.182	129	22.781	233	18.898	187
13	1:27.356	45.879	131	22.663	234	18.814	189	33	1:28.013	46.183	129	22.802	233	19.028	187
14	1:27.257	45.878	129	22.674	232	18.705	189	34	1:28.045	46.118	130	22.851	233	19.076	187
15	1:27.071	45.788	131	22.579	233	18.704	190	35	1:27.619	45.882	131	22.709	234	19.028	186
16	1:32.228	45.975	132	22.573	233	23.680		36	1:27.596	46.015	132	22.617	234	18.964	187
17	2:33.928	1:51.237	131	22.749	233	19.942	187	37	1:27.722	46.148	130	22.571	235	19.003	187
18	1:27.338	45.648	132	22.617	233	19.073	187	38	1:27.334	45.926	130	22.604	235	18.804	188
19	1:27.277	45.850	131	22.626	233	18.801	188	39	1:27.868	46.201	130	22.674	235	18.993	186
20	1:27.345	45.894	131	22.597	234	18.854	187								

40 Gerd Beisel, DEU/ Sven Barth, DEU								theoretical besttime: 1:26.790							
1	1:35.612	52.530	127	23.229	231	19.853	195	21	1:33.007	46.293	131	22.610	244	24.104	
2	1:30.139	48.586	132	22.445	244	19.108	196	22	2:44.446	2:02.064	127	22.878	240	19.504	193
3	1:27.119	45.966	133	22.362	245	18.791	196	23	1:30.876	48.281	124	23.110	243	19.485	194
4	1:27.855	46.564	131	22.341	246	18.950	197	24	1:30.630	47.241	129	23.013	243	20.376	195
5	1:30.606	46.926	133	22.448	212	21.232	185	25	1:29.995	47.438	128	22.933	244	19.624	194
6	1:59.399	57.218	110	34.823	127	27.358	133	26	1:30.385	47.950	127	22.875	245	19.560	195



ADAC GT Masters

Lap Analysis Race 2

Provisional



Nürburgring, Length: 3618 m

Air temperature: 26.1°C

Track temperature: 39.8°C

Weather condition: Dry



Reg. Nr.: 225/13

Sunday 4.8.2013 12:15

Lap	Time	SE1	SP1	SE2	SP2	SE3	SP3	Lap	Time	SE1	SP1	SE2	SP2	SE3	SP3
7	2:11.644	1:09.139	71	35.506	201	26.999	151	27	1:29.834	47.023	127	23.136	244	19.675	194
8	2:08.230	1:08.982	79	33.377	126	25.871	136	28	1:29.720	47.280	126	22.873	245	19.567	194
9	2:00.852	1:04.604	100	33.915	100	22.333	196	29	1:29.779	47.134	127	22.851	245	19.794	193
10	1:28.740	46.769	130	22.608	243	19.363	196	30	1:30.171	47.784	126	22.792	244	19.595	195
11	1:27.564	46.382	133	22.292	243	18.890	197	31	1:29.662	46.941	127	22.946	243	19.775	193
12	1:27.306	46.026	132	22.418	245	18.862	196	32	1:29.600	47.267	128	22.767	245	19.566	193
13	1:27.192	46.016	132	22.283	245	18.893	196	33	1:30.113	47.096	128	23.103	245	19.914	192
14	1:26.991	45.774	131	22.335	245	18.882	195	34	1:30.223	47.139	125	23.192	236	19.892	193
15	1:27.055	45.853	131	22.350	245	18.852	196	35	1:29.866	47.113	123	22.932	244	19.821	193
16	1:26.922	45.716	133	22.288	245	18.918	196	36	1:30.066	47.160	123	23.190	244	19.716	193
17	1:27.303	45.976	132	22.435	245	18.892	196	37	1:30.103	47.437	132	22.965	245	19.701	193
18	1:27.130	45.849	131	22.366	244	18.915	196	38	1:30.281	47.554	129	22.900	245	19.827	192
19	1:27.376	45.929	133	22.429	246	19.018	196	39	1:30.283	47.397	128	22.983	244	19.903	192
20	1:28.083	46.711	131	22.500	245	18.872	196								

46 Martin Matzke, CZE/ Daniel Brown, GBR

theoretical besttime: 1:27.750

1	1:39.835	56.710	130	23.390	234	19.735	188	8	2:08.916	1:11.047	127	31.943	149	25.926	145
2	1:29.426	47.499	131	22.913	234	19.014	191	9	1:59.375	1:03.703	116	33.487	156	22.185	191
3	1:28.336	46.845	131	22.497	235	18.994	190	10	1:29.490	47.400	129	22.957	235	19.133	190
4	1:39.481	56.571	111	23.781	233	19.129	190	11	1:28.226	46.493	131	22.658	235	19.075	190
5	1:33.529	47.651	131	22.788	215	23.090	144	12	1:28.074	46.541	131	22.473	237	19.060	191
6	1:47.556	50.726	132	28.445	110	28.385	103	13	1:56.102	46.283	131	22.836	236	46.983	170
7	2:10.714	1:09.751	121	35.491	170	25.472	115	14	1:45.629	50.327	132	23.252	231	32.050	

47 Paul Green, DEU/ Niclas Kentenich, DEU

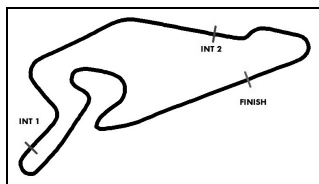
theoretical besttime: 1:27.892

1	1:36.200	54.046	132	22.803	234	19.351	189	3	1:27.892	46.421	132	22.550	235	18.921	189
2	1:30.013	48.343	130	22.673	234	18.997	190								

100 Aditya Patel, IND/ Daniel Dobitsch, AUT

theoretical besttime: 1:27.108

1	1:46.616	1:02.858	123	23.698	230	20.060	188	21	1:32.294	46.240	132	22.736	234	23.318	
2	1:28.889	46.758	133	23.250	233	18.881	189	22	2:36.062	1:53.340	130	23.328	234	19.394	189
3	1:28.508	46.679	126	22.810	234	19.019	188	23	1:30.311	47.565	129	23.393	234	19.353	191
4	1:30.953	49.040	122	22.994	234	18.919	191	24	1:29.765	47.155	128	23.409	235	19.201	188
5	1:34.930	46.573	129	24.228	161	24.129	152	25	1:29.397	47.495	132	22.727	234	19.175	189
6	1:47.300	49.913	127	29.489	98	27.898	115	26	1:28.689	46.438	131	23.025	232	19.226	190
7	2:11.234	1:10.136	103	35.516	169	25.582	112	27	1:28.281	46.402	132	22.765	234	19.114	190
8	2:08.651	1:10.461	129	32.155	148	26.035	144	28	1:28.197	46.248	132	22.802	235	19.147	191
9	1:59.361	1:03.601	114	33.969	145	21.791	189	29	1:27.679	45.968	132	22.647	236	19.064	190
10	1:29.449	47.366	131	22.944	235	19.139	190	30	1:28.252	46.420	133	22.677	236	19.155	191
11	1:28.262	46.331	132	22.849	234	19.082	188	31	1:28.189	46.382	132	22.704	237	19.103	189
12	1:27.726	46.002	131	22.738	234	18.986	188	32	1:27.739	46.045	133	22.622	235	19.072	191
13	1:27.573	45.952	133	22.658	235	18.963	189	33	1:28.003	46.263	133	22.525	236	19.215	189
14	1:27.745	45.879	131	22.802	235	19.064	189	34	1:28.287	46.281	130	22.768	235	19.238	190
15	1:27.577	45.975	131	22.666	235	18.936	190	35	1:27.743	46.204	127	22.588	236	18.951	189
16	1:28.083	46.043	131	22.838	235	19.202	188	36	1:27.561	46.094	132	22.591	236	18.876	191
17	1:27.449	46.162	132	22.542	234	18.745	189	37	1:28.839	47.069	124	22.698	236	19.072	191
18	1:27.495	45.927	127	22.681	233	18.887	189	38	1:27.892	46.183	132	22.699	235	19.010	189
19	1:27.435	45.838	132	22.657	234	18.940	187	39	1:28.491	46.571	130	22.790	236	19.130	189
20	1:27.885	46.323	131	22.751	233	18.811	188								



ADAC GT Masters

Pit stops Race 2

Provisional



Nürburgring, Length: 3618 m

Air temperature: 26.8°C

Track temperature: 41.1°C

Weather condition: Dry

DMSB Reg. Nr.: 225/13
Deutscher Motor Sport Bund e.V.

Sunday 4.8.2013 12:15

Nr	Driver in	Day time in	Time in	Driver out	Day time out	Time out	Nett Time
6	Philipp Frommenwiler	12:17:01	2:18.751				
26	Christopher Haase	12:24:03	9:20.182	Christopher Haase	12:24:51	10:08.220	48.038
26	Christopher Haase	12:38:15	23:32.362				
7	Tomas Pivoda	12:38:34	23:51.535				
46	Daniel Brown	12:38:43	24:00.213				
14	Dominik Schwager	12:40:43	26:01.058	Frank Kechele	12:41:54	27:12.024	1:10.966
12	Jeroen den Boer	12:40:48	26:05.230	Simon Knap	12:41:59	27:16.394	1:11.164
28	Markus Winkelhock	12:40:48	26:06.155	Christer Jöns	12:42:00	27:17.568	1:11.413
11	Sergey Afanasiev	12:40:51	26:08.950	Andreas Simonsen	12:42:02	27:19.943	1:10.993
16	Frank Schmickler	12:40:56	26:13.806	Frank Schmickler	12:42:09	27:27.085	1:13.279
17		12:43:55	29:12.658		12:45:09	30:26.275	1:13.617
3	Christian Hohenadel	12:45:04	30:22.003	Christian Hohenadel	12:46:20	31:37.583	1:15.580
1	Florian Stoll	12:46:39	31:56.609	Sebastian Asch	12:47:50	33:07.502	1:10.893
9	Alfred Renauer	12:46:43	32:00.754	Alfred Renauer	12:47:55	33:12.436	1:11.682
19	Dominik Baumann	12:47:52	33:09.278	Claudia Hürtgen	12:49:02	34:20.048	1:10.770
2	Daniel Keilwitz	12:47:55	33:12.338	Daniel Keilwitz	12:49:06	34:23.829	1:11.491
8	Robert Renauer	12:48:03	33:20.496	Robert Renauer	12:49:14	34:31.481	1:10.985
40	Sven Barth	12:48:05	33:22.204	Gerd Beisel	12:49:22	34:39.992	1:17.788
100	Daniel Dobitsch	12:48:14	33:31.448	Daniel Dobitsch	12:49:26	34:43.313	1:11.865
18	Jeroen Bleekemolen	12:49:14	34:32.064	Jeroen Bleekemolen	12:50:27	35:44.290	1:12.226
5	Sean Edwards	12:49:22	34:39.664	Christina Nielsen	12:50:35	35:52.305	1:12.641
20		12:49:25	34:42.487	Jörg Müller	12:50:36	35:54.109	1:11.622
12	Simon Knap	12:59:29	44:46.521				
19	Claudia Hürtgen	13:17:49	1:03:07.060				
18	Toni Seiler	13:17:51	1:03:08.675				
20	Jörg Müller	13:17:54	1:03:11.249				
11	Andreas Simonsen	13:17:55	1:03:12.696				
14	Frank Kechele	13:17:57	1:03:14.627				
2	Diego Alessi	13:17:59	1:03:16.766				
3	Andreas Wirth	13:18:00	1:03:18.130				
1	Sebastian Asch	13:18:03	1:03:20.604				
28	Christer Jöns	13:18:06	1:03:23.448				
8	Michael Christensen	13:18:08	1:03:25.367				
16	Philip Geipel	13:18:10	1:03:27.441				
5	Christina Nielsen	13:18:12	1:03:29.438				
17		13:18:15	1:03:32.436				
9	Rene Bourdeaux	13:18:18	1:03:35.313				
100	Aditya Patel	13:18:21	1:03:38.415				
40	Gerd Beisel	13:18:23	1:03:40.829				