

# ADAC Formel Masters

## Result List Race 2



Provisional

**DMSB** Reg. Nr.: 225/13  
Deutscher Motor Sport Bund e.V.

Nürburgring, Length: 3618 m  
Air temperature: 20.8°C  
Track temperature: 24.9°C  
Weather condition: Dry

Sunday 4.8.2013 10:45

started : 19      classified : 19      not classified : 0

Competitor Drivers	Sponsor Car	Laps	Total Time	Gap	Kph	Lap	Time	Kph
1 15 <b>ADAC Berlin-Brandenburg e.V.</b> A.Picariello(BEL)	Formel ADAC power by Volkswagen	17	<b>25:17.019</b>		146,0	5	1:28.704	146,8
2 9 <b>ADAC Berlin-Brandenburg e.V.</b> M.Günther(DEU)	Formel ADAC power by Volkswagen	17	<b>25:23.097</b>	6.078	145,4	6	1:29.101	146,2
3 26 <b>Team KUG Motorsport</b> R.Boschung(CHE)	Formel ADAC power by Volkswagen	17	<b>25:24.937</b>	7.918	145,2	7	1:29.269	145,9
4 4 <b>Lotus</b> B.Visser(NLD)	Formel ADAC power by Volkswagen	17	<b>25:25.345</b>	8.326	145,2	11	1:29.135	146,1
5 6 <b>Neuhauser Racing Team</b> M.Dienst(DEU)	<b>ADAC Nordbaden e.V.</b> Formel ADAC power by Volkswagen	17	<b>25:35.626</b>	18.607	144,2	13	1:29.522	145,5
6 8 <b>Neuhauser Racing Team</b> S.Riener(AUT)	Formel ADAC power by Volkswagen	17	<b>25:36.074</b>	19.055	144,1	10	1:29.369	145,7
7 3 <b>Lotus</b> M.Jensen(DNK)	Formel ADAC power by Volkswagen	17	<b>25:37.791</b>	20.772	144,0	12	1:29.513	145,5
8 7 <b>Neuhauser Racing Team</b> N.Beer(DEN)	Formel ADAC power by Volkswagen	17	<b>25:41.760</b>	24.741	143,6	7	1:29.539	145,5
9 5 <b>Lotus</b> I.Dontje(NLD)	Formel ADAC power by Volkswagen	17	<b>25:42.239</b>	25.220	143,6	11	1:29.548	145,5
10 2 <b>Lotus</b> C.O'Keeffe(RSA)	Formel ADAC power by Volkswagen	17	<b>25:46.248</b>	29.229	143,2	12	1:29.672	145,2
11 10 <b>ADAC Berlin-Brandenburg e.V.</b> K.Schramm(DEU)	Formel ADAC power by Volkswagen	17	<b>25:50.119</b>	33.100	142,8	8	1:29.809	145,0
12 24 <b>Team KUG Motorsport</b> S.Kox(NLD)	Formel ADAC power by Volkswagen	17	<b>25:56.300</b>	39.281	142,3	8	1:30.159	144,5
13 22 <b>JBR Motorsport &amp; Engineering GmbH</b> B.Gentgen(DEU)	<b>ADAC Nordrhein e.V.</b> Formel ADAC power by Volkswagen	17	<b>25:56.651</b>	39.632	142,2	8	1:30.170	144,4
14 23 <b>JBR Motorsport &amp; Engineering GmbH</b> H.Utsch(DEU)	Formel ADAC power by Volkswagen	17	<b>25:59.000</b>	41.981	142,0	6	1:30.536	143,9
15 19 <b>JBR Motorsport &amp; Engineering GmbH</b> K.Giersiepen(DEU)	<b>ADAC Westfalen Team Sport</b> Formel ADAC power by Volkswagen	17	<b>26:01.916</b>	44.897	141,8	5	1:30.679	143,6
16 14 <b>ADAC Berlin-Brandenburg e.V.</b> G.Maggi(CHE)	Formel ADAC power by Volkswagen	17	<b>26:08.090</b>	51.071	141,2	5	1:31.081	143,0
17 11 <b>ADAC Berlin-Brandenburg e.V.</b> H.Grapp(DEU)	Formel ADAC power by Volkswagen	14	<b>21:36.442</b>	3LAPS	140,7	5	1:29.865	144,9
18 17 <b>Schiller Motorsport</b> F.Schiller(DEU)	Formel ADAC power by Volkswagen	14	<b>22:12.252</b>	3LAPS	136,9	9	1:29.686	145,2
19 16 <b>Schiller-Motorsport</b> J.Kremer(DEU)	Formel ADAC power by Volkswagen	12	<b>18:48.593</b>	5LAPS	138,5	11	1:30.116	144,5

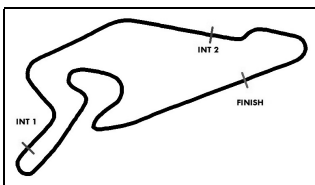
*Fastest lap of the race. Car 15 driver on lap 5. Time 1:28.704, average speed 146,8 km/h.*

**Subject to final scrutineering!**

Publications Time:

Clerk of the course:

Time Keeping:



# ADAC Formel Masters

## Lap chart Race 2

Provisional

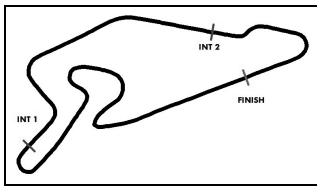


Nürburgring, Length: 3618 m

Sunday 4.8.2013 10:45

POS	1	2	3	4	5	6	7	8	9	10	11	12	13	14	15	16	17	18	19	20	21
LAP 1	9	15	26	4	16	11	7	3	5	6	8	10	17	22	2	24	23	14	19		
LAP 2	15	9	26	4	11	16	7	3	5	6	8	22	17	2	10	24	23	14	19		
LAP 3	15	9	26	4	11	16	7	3	5	6	8	22	17	2	10	24	23	14	19		
LAP 4	15	9	26	4	16	11	5	3	6	8	7	17	2	10	22	24	23	14	19		
LAP 5	15	9	26	4	16	11	6	3	8	5	7	17	2	10	22	24	23	14	19		
LAP 6	15	9	26	4	16	11	6	3	8	5	7	17	2	10	22	24	23	14	19		
LAP 7	15	9	26	4	16	11	6	3	8	5	7	17	2	10	22	24	23	19	14		
LAP 8	15	9	26	4	6	11	3	8	5	7	17	.16	2	10	22	24	23	19	14		
LAP 9	15	9	26	4	6	3	11	8	5	7	17	2	10	22	24	23	19	14	16		
LAP 10	15	9	26	4	6	3	8	11	5	7	17	2	10	22	24	23	19	14	16		
LAP 11	15	9	26	4	6	3	8	5	11	7	17	2	10	22	24	23	19	14	16		
LAP 12	15	9	26	4	6	3	8	5	11	7	17	2	10	22	24	23	19	14	.16		
LAP 13	15	9	26	4	6	3	8	7	5	11	17	2	10	22	24	23	19	14			
LAP 14	15	9	26	4	6	3	8	7	5	2	10	22	24	23	19	14	.11	.17			
LAP 15	15	9	26	4	6	3	8	7	5	2	10	22	24	23	19	14					
LAP 16	15	9	26	4	6	8	3	7	5	2	10	22	24	23	19	14					
LAP 17	15	9	26	4	6	8	3	7	5	2	10	24	22	23	19	14					

. - PIT STOP ' - LAP BEHIND



# ADAC Formel Masters



## Lap Analysis Race 2

Provisional

Nürburgring, Length: 3618 m  
 Air temperature: 20.8°C  
 Track temperature: 24.9°C  
 Weather condition: Dry



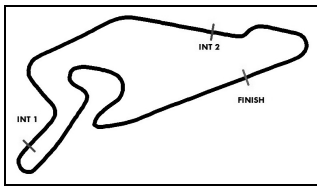
Reg. Nr.: 225/13

Sunday 4.8.2013 10:45

Lap	Time	SE1	SP1	SE2	SP2	SE3	SP3	Lap	Time	SE1	SP1	SE2	SP2	SE3	SP3
<b>2</b> Callan O'Keeffe, RSA ,								<b>theoretical besttime: 1:29.652</b>							
1	1:38.915	53.065	122	24.633	<b>204</b>	21.217	167	10	1:29.801	46.887	122	23.662	201	19.252	169
2	1:32.479	48.259	123	23.918	202	20.302	166	11	1:29.876	46.909	124	23.663	201	19.304	168
3	1:31.118	47.703	122	23.838	200	19.577	167	<b>12</b>	<b>1:29.672</b>	46.895	124	<b>23.533</b>	202	19.244	169
4	1:30.945	47.544	120	23.942	202	19.459	169	13	1:30.052	47.052	122	23.642	204	19.358	169
5	1:30.383	47.207	122	23.791	201	19.385	169	14	1:32.983	49.852	124	23.780	200	19.351	167
6	1:29.882	46.921	122	23.624	202	19.337	169	15	1:30.122	47.127	123	23.707	200	19.288	167
7	1:29.887	46.996	123	23.641	202	19.250	<b>169</b>	16	1:30.370	47.156	123	23.718	199	19.496	168
8	1:29.834	46.995	124	23.603	202	19.236	168	17	1:30.220	47.119	<b>124</b>	23.722	199	19.379	167
9	1:29.709	46.896	124	23.581	202	<b>19.232</b>	168								
<b>3</b> Mikkel Jensen, DNK ,								<b>theoretical besttime: 1:29.388</b>							
1	1:35.504	51.793	123	24.322	202	19.389	167	10	1:29.530	46.791	123	23.436	203	19.303	169
2	1:29.911	47.099	123	23.516	202	19.296	167	11	1:29.709	46.941	123	23.488	203	19.280	169
3	1:30.654	47.761	123	<b>23.385</b>	<b>208</b>	19.508	<b>170</b>	<b>12</b>	<b>1:29.513</b>	46.803	124	23.452	203	19.258	169
4	1:31.239	47.678	122	23.434	207	20.127	170	13	1:29.712	46.951	123	23.444	203	19.317	169
5	1:30.359	47.664	123	23.483	204	<b>19.212</b>	169	14	1:29.665	46.982	122	23.463	203	19.220	169
6	1:30.139	47.098	122	23.497	205	19.544	169	15	1:29.754	46.955	123	23.486	203	19.313	169
7	1:30.135	47.222	124	23.511	206	19.402	169	16	1:31.431	48.178	122	23.802	202	19.451	169
8	1:30.774	47.641	124	23.486	207	19.647	170	17	1:30.039	47.016	123	23.544	202	19.479	169
9	1:29.723	46.939	<b>124</b>	23.533	202	19.251	168								
<b>4</b> Beitske Visser, NLD ,								<b>theoretical besttime: 1:29.036</b>							
1	1:33.179	49.768	122	23.933	201	19.478	168	10	1:29.317	46.667	123	23.462	201	19.188	169
2	1:30.038	47.174	124	23.550	201	19.314	167	<b>11</b>	<b>1:29.135</b>	46.618	<b>124</b>	<b>23.389</b>	201	19.128	169
3	1:29.573	46.954	121	23.535	201	<b>19.084</b>	168	12	1:29.208	46.563	123	23.452	202	19.193	169
4	1:29.667	46.883	123	23.566	201	19.218	168	13	1:29.204	46.616	124	23.427	203	19.161	169
5	1:29.525	46.766	124	23.510	201	19.249	168	14	1:29.371	46.754	122	23.434	203	19.183	169
6	1:29.423	46.713	123	23.533	201	19.177	168	15	1:29.443	46.771	122	23.484	<b>204</b>	19.188	<b>170</b>
7	1:29.261	46.608	123	23.520	202	19.133	168	16	1:30.779	47.909	124	23.556	203	19.314	170
8	1:29.319	46.672	123	23.475	201	19.172	168	17	1:29.672	46.877	123	23.536	204	19.259	168
9	1:29.231	46.582	123	23.485	201	19.164	168								
<b>5</b> Indy Dontje, NLD ,								<b>theoretical besttime: 1:29.415</b>							
1	1:36.491	51.908	120	24.787	202	19.796	167	10	1:30.031	47.162	124	23.634	204	19.235	170
2	1:30.554	47.461	123	23.710	201	19.383	167	<b>11</b>	<b>1:29.548</b>	46.841	123	23.503	202	19.204	168
3	1:29.956	47.071	122	23.613	203	19.272	169	12	1:30.265	47.034	123	23.514	202	19.717	167
4	1:30.207	47.143	123	23.601	204	19.463	167	13	1:31.900	48.737	<b>126</b>	23.720	203	19.443	167
5	1:31.424	48.569	122	23.674	203	19.181	168	14	1:29.658	47.008	124	23.498	203	<b>19.152</b>	169
6	1:29.745	46.863	124	23.585	<b>206</b>	19.297	<b>170</b>	15	1:29.585	46.978	123	<b>23.422</b>	204	19.185	169
7	1:30.305	47.358	123	23.583	204	19.364	167	16	1:30.699	47.756	122	23.668	203	19.275	170
8	1:31.026	47.716	121	23.963	204	19.347	169	17	1:30.763	47.668	123	23.653	204	19.442	167
9	1:30.082	47.403	123	23.523	205	19.156	170								
<b>6</b> Marvin Dienst, DEU ,								<b>theoretical besttime: 1:29.286</b>							
1	1:36.729	51.619	121	25.144	204	19.966	168	10	1:29.816	46.883	123	23.628	201	19.305	168
2	1:30.888	47.674	121	23.726	204	19.488	170	11	1:29.742	46.822	123	23.630	201	19.290	169
3	1:29.936	47.007	122	23.525	206	19.404	171	12	1:29.649	46.776	123	23.515	202	19.358	169
4	1:29.996	47.079	122	<b>23.342</b>	207	19.575	171	<b>13</b>	<b>1:29.522</b>	46.727	<b>123</b>	23.522	201	19.273	170
5	1:29.581	46.943	122	23.402	205	19.236	171	14	1:29.855	46.995	123	23.540	200	19.320	169
6	1:30.201	47.291	122	23.398	207	19.512	<b>172</b>	15	1:29.588	46.910	123	23.461	202	<b>19.217</b>	169
7	1:30.318	47.421	122	23.428	<b>208</b>	19.469	171	16	1:29.754	46.794	123	23.565	201	19.395	170
8	1:30.371	47.250	122	23.495	206	19.626	169	17	1:30.055	46.996	123	23.596	201	19.463	170
9	1:29.625	46.761	123	23.486	202	19.378	169								







# ADAC Formel Masters



## Lap Analysis Race 2

Provisional

**DMSB** Reg. Nr.: 225/13  
Deutscher Motor Sport Bund e.V.

Nürburgring, Length: 3618 m

Air temperature: 20.8°C

Track temperature: 24.9°C

Weather condition: Dry

Sunday 4.8.2013 10:45

Lap	Time	SE1	SP1	SE2	SP2	SE3	SP3	Lap	Time	SE1	SP1	SE2	SP2	SE3	SP3
<b>23</b>	Hannes Utsch, DEU ,							<b>theoretical besttime: 1:30.270</b>							
1	1:39.319	54.050	122	23.936	<b>205</b>	21.333	169	10	1:30.716	47.551	<b>124</b>	23.638	201	19.527	168
2	1:33.078	49.326	121	23.711	204	20.041	168	11	1:30.613	47.364	122	23.695	201	19.554	167
3	1:31.876	48.677	123	23.601	203	19.598	168	12	1:31.374	48.238	123	23.675	201	19.461	167
4	1:31.308	47.895	122	23.580	204	19.833	167	13	1:30.976	47.810	122	23.656	202	19.510	168
5	1:30.820	47.760	124	<b>23.574</b>	203	19.486	<b>169</b>	14	1:31.491	47.904	123	23.825	200	19.762	168
6	<b>1:30.536</b>	47.572	122	23.632	203	<b>19.332</b>	169	15	1:31.314	47.968	121	23.821	200	19.525	168
7	1:30.748	47.557	122	23.678	204	19.513	168	16	1:31.371	47.902	122	23.801	201	19.668	168
8	1:30.880	47.395	123	23.950	203	19.535	168	17	1:31.601	48.092	122	23.830	201	19.679	167
9	1:30.979	47.400	123	23.797	202	19.782	166								

<b>24</b>	Stephane Kox, NLD ,							<b>theoretical besttime: 1:29.938</b>							
1	1:39.178	53.571	122	24.267	204	21.340	167	10	1:30.513	47.407	124	23.445	205	19.661	170
2	1:33.094	48.996	123	23.700	206	20.398	167	11	1:30.318	47.013	124	23.489	205	19.816	169
3	1:31.122	47.818	123	23.598	206	19.706	170	12	1:30.624	47.425	<b>124</b>	23.601	206	19.598	169
4	1:31.393	47.495	121	24.204	205	19.694	170	13	1:30.683	47.587	123	23.496	205	19.600	170
5	1:30.756	47.261	122	23.703	205	19.792	170	14	1:31.916	47.998	121	23.897	203	20.021	170
6	1:30.546	47.314	123	23.545	206	19.687	170	15	1:30.672	47.697	123	<b>23.375</b>	206	19.600	<b>171</b>
7	1:30.858	47.772	123	23.484	206	19.602	<b>171</b>	16	1:32.084	48.740	123	23.711	205	19.633	170
8	<b>1:30.159</b>	47.149	122	23.401	<b>207</b>	19.609	170	17	1:31.284	48.025	122	23.565	202	19.694	169
9	1:31.100	48.017	123	23.533	205	<b>19.550</b>	170								

<b>26</b>	Ralph Boschung, CHE ,							<b>theoretical besttime: 1:29.092</b>							
1	1:32.648	49.490	124	23.664	203	19.494	169	10	1:29.372	46.667	126	23.447	203	19.258	170
2	1:29.723	46.848	125	23.558	205	19.317	169	11	1:29.283	46.596	125	23.399	204	19.288	170
3	1:29.431	46.811	122	23.484	<b>206</b>	<b>19.136</b>	170	12	1:29.299	46.564	124	23.403	204	19.332	169
4	1:29.493	46.786	125	23.419	205	19.288	<b>171</b>	13	1:29.438	46.758	124	23.403	204	19.277	170
5	1:29.277	46.654	125	23.438	204	19.185	170	14	1:29.529	46.815	<b>126</b>	23.403	204	19.311	171
6	1:29.545	46.798	124	23.501	204	19.246	170	15	1:29.667	46.847	125	23.458	205	19.362	170
7	<b>1:29.269</b>	46.654	125	23.465	205	19.150	170	16	1:30.625	47.633	126	23.586	203	19.406	170
8	1:29.387	46.699	125	<b>23.392</b>	204	19.296	170	17	1:29.579	46.845	124	23.458	204	19.276	170
9	1:29.372	46.633	125	23.474	204	19.265	170								