

# ADAC GT Masters

## Results Warm Up

Provisional



Nürburgring, Length: 3618 m

Air temperature: 24.5°C

Track temperature: 26.6°C

Weather condition: Dry

**DMSB** Reg. Nr.: 225/13  
Deutscher Motor Sport Bund e.V.

Sunday 4.8.2013 08:40

started : 24      classified : 24      not classified : 0

	Drivers	Team	Car	Lap	Best Time	Gap	Diff	Kph	Day Time
1	14 F.Kechele/D.Schwager	Lambda Performance	Ford GT GT3	6	<b>1:25.940</b>			151,6	8:49:52
2	2 D.Alessi/D.Keilwitz	Callaway Competition	Corvette Z06.R GT3	5	<b>1:25.996</b>	0.056	0.056	151,5	8:48:08
3	1 S.Asch/F.Stoll	MS RACING	Audi R8 LMS Ultra	9	<b>1:26.208</b>	0.268	0.212	151,1	8:56:12
4	5 C.Nielsen(*G*)/S.Edwards	Farnbacher Racing	Porsche 911 GT3 R	7	<b>1:26.428</b>	0.488	0.220	150,7	8:50:59
5	46 M.Matzke/D.Brown	Vita4One Racing Team	BMW Z4 GT3	9	<b>1:26.519</b>	0.579	0.091	150,5	8:55:28
6	40 G.Beisel(*G*)/S.Barth	RWT Racing Team	Corvette Z06.R GT3	7	<b>1:26.549</b>	0.609	0.030	150,5	8:53:15
7	12 S.Knap/J.den Boer	DB Motorsport	BMW Z4 GT3	9	<b>1:26.639</b>	0.699	0.090	150,3	8:55:18
8	18 T.Seiler(*G*)/J.Bleekemolen	Callaway Competition	Corvette Z06.R GT3	6	<b>1:26.648</b>	0.708	0.009	150,3	8:49:13
9	28 C.Jöns/M.Winkelhock	Prosperia C. Abt Racing	Audi R8 LMS Ultra	9	<b>1:26.651</b>	0.711	0.003	150,3	8:55:01
10	20 M.Sandritter/J.Müller	PIXUM Team Schubert	BMW Z4 GT3	5	<b>1:26.778</b>	0.838	0.127	150,1	8:47:58
11	26 R.Frey/C.Haase	Prosperia C. Abt Racing	Audi R8 LMS Ultra	4	<b>1:26.879</b>	0.939	0.101	149,9	8:46:25
12	19 C.Hürtgen/D.Baumann	PIXUM Team Schubert	BMW Z4 GT3	5	<b>1:26.908</b>	0.968	0.029	149,9	8:48:00
13	3 A.Wirth/C.Hohenadel	Callaway Competition	Corvette Z06.R GT3	7	<b>1:26.967</b>	1.027	0.059	149,8	8:51:16
14	47 P.Green(*G*)/N.Kentenich	Vita4One Racing Team	BMW Z4 GT3	5	<b>1:27.040</b>	1.100	0.073	149,6	8:49:41
15	16 P.Geipel/F.Schmickler	THE BOSS YACO Racing	Audi R8 LMS Ultra	9	<b>1:27.043</b>	1.103	0.003	149,6	8:54:06
16	11 A.Simonsen/S.Afanasiev	Polarweiss Racing	Mercedes Benz SLS AMG GT3	9	<b>1:27.072</b>	1.132	0.029	149,6	8:55:45
17	27 C.Mies/R.Rast	Prosperia C. Abt Racing	Audi R8 LMS Ultra	4	<b>1:27.149</b>	1.209	0.077	149,5	8:47:09
18	10 M.Buhk/M.Götz	Polarweiss Racing	Mercedes Benz SLS AMG GT3	8	<b>1:27.152</b>	1.212	0.003	149,4	8:53:56
19	6 M.Farnbacher/P.Frommenwiler	Farnbacher Racing	Porsche 911 GT3 R	10	<b>1:27.231</b>	1.291	0.079	149,3	8:55:47
20	8 M.Christensen/R.Renauer	Tonino powered by Herberth Motors	Porsche 911 GT3 R	8	<b>1:27.287</b>	1.347	0.056	149,2	8:51:59
21	4 C.Engelhart/N.Armino	Team GW-Schütz	Porsche 911 GT3 R	8	<b>1:27.413</b>	1.473	0.126	149,0	8:54:36
22	100 A.Patel/D.Dobitsch	MS RACING	Audi R8 LMS Ultra	7	<b>1:27.426</b>	1.486	0.013	149,0	8:53:11
23	7 J.Aeberhard/T.Pivoda	Farnbacher Racing	Porsche 911 GT3 R	10	<b>1:27.826</b>	1.886	0.400	148,3	8:55:26
24	17 R.Lips(*G*)/L.Marionek	Callaway Competition	Corvette Z06.R GT3	5	<b>1:28.798</b>	2.858	0.972	146,7	8:48:28

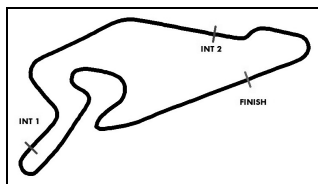
(\*G\*) marks the Gentlemen driver

**Subject to final scrutineering!**

Publications Time:

Clerk of the course:

Time Keeping:



# ADAC GT Masters

## Lap Analysis Warm Up



Provisional

Nürburgring, Length: 3618 m

Air temperature: 24.5°C

Track temperature: 26.6°C

Weather condition: Dry

**DMSB** Reg. Nr.: 225/13  
Deutscher Motor Sport Bund e.V.

Sunday 4.8.2013 08:40

Lap	Time	SE1	SP1	SE2	SP2	SE3	SP3	Lap	Time	SE1	SP1	SE2	SP2	SE3	SP3
<b>1</b>	Sebastian Asch, DEU/ Florian Stoll, DEU							<b>theoretical besttime: 1:26.208</b>							
1	2:04.033	1:19.917	123	23.991	227	20.125	188	6	3:47.517	3:06.069	134	22.577	233	18.871	191
2	1:29.849	46.941	130	23.502	232	19.406	189	7	1:26.563	45.433	<b>135</b>	22.482	235	18.648	191
3	1:28.061	46.246	133	22.686	234	19.129	191	8	1:27.873	45.206	134	23.169	235	19.498	<b>192</b>
4	1:26.840	45.583	133	22.502	234	18.755	191	<b>9</b>	<b>1:26.208</b>	45.185	134	<b>22.390</b>	<b>236</b>	<b>18.633</b>	
5	1:35.516	46.132	134	22.733	235	26.651		10	1:36.084	46.593	133	22.823	223	26.668	

<b>2</b>	Diego Alessi, ITA/ Daniel Keilwitz, DEU							<b>theoretical besttime: 1:25.864</b>							
1	2:09.178	1:13.420	111	30.476	163	25.282	186	6	1:31.742	45.692	133	22.386	247	23.664	
2	1:39.504	53.024	115	26.948	227	19.532	197	7	2:52.561	2:11.597	<b>136</b>	22.347	246	18.617	200
3	1:27.091	46.056	129	22.286	247	18.749	198	8	1:26.019	45.193	135	22.210	247	18.616	198
4	1:26.766	45.687	135	<b>22.182</b>	248	18.897	198	9	1:27.253	45.855	134	22.212	<b>249</b>	19.186	<b>201</b>
5	<b>1:25.996</b>	45.261	131	22.246	246	<b>18.489</b>	197	10	1:42.243	50.348	118	26.033	202	25.862	

<b>3</b>	Andreas Wirth, DEU/ Christian Hohenadel, DEU							<b>theoretical besttime: 1:26.820</b>							
1	2:14.727	1:21.862	89	29.798	159	23.067	153	6	1:27.076	45.796	130	22.419	245	18.861	197
2	1:44.720	53.594	108	30.378	171	20.748	194	<b>7</b>	<b>1:26.967</b>	45.756	129	22.275	246	18.936	<b>199</b>
3	1:28.601	46.895	131	22.601	244	19.105	196	8	1:27.870	46.402	130	22.375	<b>247</b>	19.093	<b>199</b>
4	1:27.073	45.877	<b>132</b>	22.377	245	<b>18.819</b>	197	9	1:27.509	46.298	130	<b>22.245</b>	246	18.966	197
5	1:27.127	45.786	130	22.312	246	19.029	198	10	1:33.141	46.664	128	22.362	245	24.115	

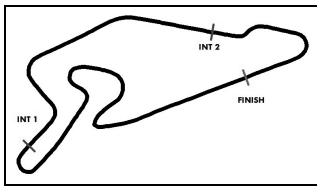
<b>4</b>	Christian Engelhart, DEU/ Nicolas Armindo, FRA							<b>theoretical besttime: 1:27.280</b>							
1	2:52.303	2:09.410	129	23.568	228	19.325	188	6	2:50.751	2:09.222	130	22.767	236	<b>18.762</b>	<b>191</b>
2	1:28.433	46.478	<b>132</b>	23.003	231	18.952	190	7	1:28.426	46.855	130	<b>22.589</b>	236	18.982	189
3	1:27.600	45.988	131	22.710	233	18.902	188	<b>8</b>	<b>1:27.413</b>	45.961	131	22.638	236	18.814	190
4	1:27.564	<b>45.929</b>	131	22.784	232	18.851	189	9	1:27.479	46.043	131	22.593	<b>237</b>	18.843	190
5	1:34.029	46.634	128	22.907	232	24.488		10	1:32.656	46.081	131	22.786	236	23.789	

<b>5</b>	Christina Nielsen, DNK/ Sean Edwards, GBR							<b>theoretical besttime: 1:26.290</b>							
1	1:57.293	1:08.010	119	26.480	186	22.803	188	<b>7</b>	<b>1:26.428</b>	45.399	134	22.416	236	18.613	191
2	1:37.814	51.611	128	25.403	204	20.800	190	8	1:28.935	47.368	127	22.816	236	18.751	192
3	1:36.835	52.968	125	23.816	197	20.051	<b>192</b>	9	1:26.573	45.669	134	22.339	238	<b>18.565</b>	192
4	1:27.380	46.073	132	22.545	236	18.762	192	10	1:27.625	45.592	<b>134</b>	22.384	<b>239</b>	19.649	191
5	1:26.742	45.608	132	22.471	237	18.663	<b>192</b>	11	1:32.955	45.850	130	23.319	222	23.786	
6	1:26.551	45.611	132	<b>22.326</b>	237	18.614	191								

<b>6</b>	Mario Farnbacher, DEU/ Philipp Frommenwiler, CHE							<b>theoretical besttime: 1:27.231</b>							
1	1:55.477	1:05.320	122	27.887	151	22.270	173	7	1:27.794	46.281	135	22.638	236	18.875	190
2	1:36.528	50.421	130	25.300	202	20.807	189	8	1:27.948	46.184	<b>135</b>	22.747	236	19.017	<b>192</b>
3	1:37.893	49.736	132	27.672	200	20.485	184	9	1:33.210	46.067	131	24.339	197	22.804	
4	1:43.139	53.425	113	28.603	173	21.111	190	<b>10</b>	<b>1:27.231</b>	46.010	132	<b>22.508</b>	<b>237</b>	<b>18.713</b>	192
5	1:28.994	47.141	132	22.782	235	19.071	191	11	1:32.370	46.664	133	22.621	237	23.085	
6	1:28.936	47.337	134	22.669	236	18.930	191								

<b>7</b>	Jürg Aeberhard, CHE/ Tomas Pivoda, CZE							<b>theoretical besttime: 1:27.662</b>							
1	1:58.237	1:10.583	124	25.576	163	22.078		7	1:27.940	46.299	133	22.542	239	19.099	193
2	1:39.840	52.439	131	24.469	223	22.932	193	8	1:27.972	46.534	133	22.461	240	<b>18.977</b>	<b>194</b>
3	1:30.340	47.575	132	23.105	231	19.660	191	9	1:28.057	46.268	133	22.579	239	19.210	192
4	1:28.672	46.541	131	22.704	238	19.427	192	<b>10</b>	<b>1:27.826</b>	46.265	<b>135</b>	<b>22.420</b>	<b>240</b>	19.141	192
5	1:28.227	46.283	132	22.804	238	19.140	193	11	1:37.807	48.133	130	23.308	237	26.366	
6	1:28.776	47.120	132	22.595	239	19.061	194								

<b>8</b>	Michael Christensen, DNK/ Robert Renauer, DEU							<b>theoretical besttime: 1:27.198</b>							
1	1:45.111	1:01.721	127	23.549	233	19.841	190	7	1:27.554	46.057	133	22.624		18.873	191
2	1:29.584	47.452	130	22.902	235	19.230	191	<b>8</b>	<b>1:27.287</b>	45.915	133	22.570	237	<b>18.802</b>	191
3	1:27.855	46.336	<b>134</b>	22.507	237	19.012	<b>192</b>	9	1:28.062	46.137	133	22.612	<b>238</b>	19.313	<b>192</b>
4	1:27.349	45.970	134	22.574	237	18.805	191	10	1:28.010	46.270	133	22.683	238	19.057	191



# ADAC GT Masters

## Lap Analysis Warm Up



Provisional

Nürburgring, Length: 3618 m

Air temperature: 24.5°C

Track temperature: 26.6°C

Weather condition: Dry



Reg. Nr.: 225/13

Sunday 4.8.2013 08:40

Lap	Time	SE1	SP1	SE2	SP2	SE3	SP3	Lap	Time	SE1	SP1	SE2	SP2	SE3	SP3
5	1:27.392	46.031	133	<b>22.481</b>	238	18.880	191	11	1:28.074	46.236	133	22.665	238	19.173	191
6	1:27.373	45.976	133	22.555	237	18.842	191	12	1:43.919	46.445	133	23.024	207	34.450	

### 10 Maximilian Buhk, DEU/ Maximilian Götz, DEU

theoretical besttime: 1:26.912

1	2:24.121	1:37.448	129	25.801	217	20.872	190	6	1:32.018	45.920	135	22.384	239	23.714	
2	1:27.870	46.434	134	22.628	236	18.808	192	7	2:40.269	1:58.744	134	22.541	239	18.984	193
3	1:27.487	46.344	<b>136</b>	22.444	238	<b>18.699</b>	193	<b>8</b>	<b>1:27.152</b>	46.083	134	22.314	239	18.755	<b>193</b>
4	1:29.722	46.104	135	22.843	228	20.775	193	9	1:27.157	46.014	134	<b>22.293</b>	<b>240</b>	18.850	193
5	1:27.291	46.114	134	22.431	239	18.746	193	10	1:33.663	46.148	135	22.431	240	25.084	

### 11 Andreas Simonsen, SWE/ Sergey Afanasiev, RUS

theoretical besttime: 1:27.072

1	2:34.684	1:50.059	126	23.984	232	20.641	190	6	1:33.298	46.244	135	22.561	238	24.493	
2	1:29.550	47.146	133	22.841	235	19.563	191	7	2:41.327	1:59.211	131	23.072	237	19.044	191
3	1:30.576	46.612	<b>135</b>	23.530	227	20.434	192	8	1:32.984	46.524	131	22.645		23.815	192
4	1:28.261	46.498	135	22.557	237	19.206	191	<b>9</b>	<b>1:27.072</b>	45.897	132	<b>22.423</b>	<b>239</b>	<b>18.752</b>	192
5	1:27.614	46.138	133	22.530		18.946	<b>192</b>	10	1:31.329	45.898	133	22.447	238	22.984	

### 12 Simon Knap, NLD/ Jeroen den Boer, NLD

theoretical besttime: 1:26.639

1	1:47.658	1:02.670	127	23.822	229	21.166	188	6	1:33.258	46.010	133	22.557	236	24.691	
2	1:28.707	46.871	133	22.690	234	19.146	192	7	3:12.960	2:28.016	134	24.373	151	20.571	192
3	1:27.374	46.078	<b>136</b>	22.507	235	18.789	192	8	1:27.180	45.670	134	22.645	235	18.865	193
4	1:26.969	45.922	132	22.422	236	18.625	191	<b>9</b>	<b>1:26.639</b>	45.643	134	<b>22.388</b>	<b>237</b>	<b>18.608</b>	<b>193</b>
5	1:26.983	45.789	134	22.431	236	18.763	191	10	1:35.256	46.953	129	22.864	235	25.439	

### 14 Frank Kechele, DEU/ Dominik Schwager, BEL

theoretical besttime: 1:25.940

1	2:38.295	1:54.009	124	23.983	233	20.303	188	<b>6</b>	<b>1:25.940</b>	45.023	135	<b>22.305</b>	238	<b>18.612</b>	<b>193</b>
2	1:27.847	46.317	135	22.683	235	18.847	192	7	1:27.134	45.767	131	22.416	240	18.951	191
3	1:26.634	45.114	<b>135</b>	22.531	236	18.989	193	8	1:32.374	46.292	132	22.698	237	23.384	
4	1:26.897	45.544	133	22.426		18.927	<b>193</b>	9	2:33.020	1:47.888	131	22.538	<b>240</b>	22.594	192
5	1:26.526	45.403	134	22.387	237	18.736	192	10	1:37.601	46.610	126	23.525	207	27.466	

### 16 Philip Geipel, DEU/ Frank Schmickler, DEU

theoretical besttime: 1:26.869

1	2:23.049	1:24.579	111	33.595	112	24.875	142	7	1:27.350	46.071	134	22.506	233	18.773	189
2	1:31.663	49.732	131	22.927	230	19.004	189	8	1:27.178	45.985	133	22.554	232	<b>18.639</b>	<b>190</b>
3	1:27.572	46.045	133	22.611	231	18.916	189	<b>9</b>	<b>1:27.043</b>	45.863	132	22.500	232	18.680	188
4	1:27.532	46.078	<b>134</b>	22.472	232	18.982	190	10	1:27.058	45.928	133	<b>22.367</b>	233	18.763	190
5	1:27.687	46.147	132	22.711	<b>233</b>	18.829	189	11	1:37.056	46.220		23.396	186	27.440	
6	1:27.416	46.038	133	22.521	<b>234</b>	18.857	189								

### 17 Remo Lips, CHE/ Lennart Marioneck, DEU

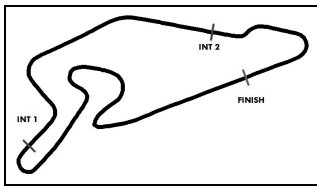
theoretical besttime: 1:28.242

1	2:12.150	1:20.263	98	29.808	153	22.079	192	6	1:34.704	46.760	131	22.542	<b>246</b>	25.402	
2	1:32.531	49.537	129	23.108		19.886	194	7	2:41.287	1:59.376	131	22.671	243	<b>19.240</b>	196
3	1:45.213	57.259	105	26.445	160	21.509	195	8	1:29.312	47.323	130	22.702	245	19.287	195
4	1:29.339	47.183	132	22.762	245	19.394	<b>198</b>	9	1:34.459	46.493	128	<b>22.509</b>	245	25.457	
5	<b>1:28.798</b>	46.963	<b>133</b>	22.574	245	19.261	197								

### 18 Toni Seiler, CHE/ Jeroen Bleekemolen, NLD

theoretical besttime: 1:26.507

1	1:56.776	1:11.991	125	23.769	231	21.016	194	7	1:32.863	45.630	134	22.375	<b>246</b>	24.858	
2	1:28.667	46.633	129	22.727	243	19.307	196	8	2:52.895	2:06.077	125	25.110	184	21.708	196
3	1:27.297	46.039	<b>134</b>	22.378	245	18.880	<b>198</b>	9	1:29.188	46.780	122	23.024	245	19.384	
4	1:26.744	45.618	134	22.286	246	18.840	197	10	1:37.290	55.031	126	22.952	244	19.307	196
5	1:26.656	45.602	134	<b>22.234</b>	246	<b>18.820</b>	<b>198</b>	11	1:41.080	48.729	124	22.892	244	29.459	
6	<b>1:26.648</b>	<b>45.453</b>	130	22.332	245	18.863	197								



# ADAC GT Masters

## Lap Analysis Warm Up

Provisional



Nürburgring, Length: 3618 m

Air temperature: 24.5°C

Track temperature: 26.6°C

Weather condition: Dry

**DMSB** Reg. Nr.: 225/13  
Deutscher Motor Sport Bund e.V.

Sunday 4.8.2013 08:40

Lap	Time	SE1	SP1	SE2	SP2	SE3	SP3	Lap	Time	SE1	SP1	SE2	SP2	SE3	SP3
<b>19</b>	Claudia Hürtgen, DEU/ Dominik Baumann, AUT							<b>theoretical besttime: 1:26.874</b>							
1	2:08.534	1:22.365	126	24.931	226	21.238	187	6	1:31.929	45.767	132	22.520	235	23.642	
2	1:29.197	46.960	131	22.954	234	19.283	190	7	3:38.413	2:57.101	<b>134</b>	22.530	233	18.782	<b>191</b>
3	1:28.159	46.268	131	22.865	234	19.026	190	8	1:27.871	45.778	133	22.441	235	19.652	190
4	1:26.998	45.710	132	22.508	233	<b>18.780</b>	190	9	1:27.156	45.867	132	22.420		18.869	190
5	<b>1:26.908</b>	<b>45.690</b>	133	<b>22.404</b>	<b>236</b>	18.814	190	10	1:32.006	45.764	133	22.488	235	23.754	

<b>20</b>	Max Sandritter, DEU/ Jörg Müller, DEU							<b>theoretical besttime: 1:26.778</b>							
1	2:06.102	1:20.210	123	24.077	228	21.815	185	7	2:38.646	1:56.881	129	22.652	230	19.113	<b>192</b>
2	1:29.932	46.972	121	23.056	228	19.904	186	8	1:28.981	46.265	<b>131</b>	22.606	<b>232</b>	20.110	188
3	1:28.182	46.264	130	23.046	226	18.872	187	9	1:33.566	47.293	130	25.427	188	20.846	190
4	1:27.260	45.923	129	22.543	232	18.794	188	10	1:27.743	46.126	132	22.559	230	19.058	191
5	<b>1:26.778</b>	<b>45.728</b>	130	<b>22.424</b>	230	<b>18.626</b>	188	11	1:33.798	46.919	132	22.664	231	24.215	
6	1:32.408	45.781	129	22.516	230	24.111									

<b>26</b>	Rahel Frey, CHE/ Christopher Haase, DEU							<b>theoretical besttime: 1:26.798</b>							
1	2:02.840	1:18.954	127	23.806	222	20.080	188	6	2:50.664	2:07.748	124	23.557	229	19.359	187
2	1:28.624	46.511	133	22.817	231	19.296	189	7	1:28.093	46.165	133	22.874		19.054	187
3	1:26.948	45.811	<b>134</b>	22.550	232	<b>18.587</b>	<b>189</b>	8	1:28.174	46.166	130	22.896	227	19.112	186
4	<b>1:26.879</b>	<b>45.664</b>	133	<b>22.547</b>	232	18.668	188	9	1:27.626	46.082	133	22.639	<b>233</b>	18.905	187
5	1:33.194	45.781	133	22.665	231	24.748		10	1:35.427	47.281	130	23.228	230	24.918	

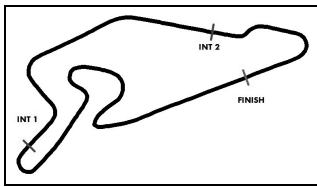
<b>27</b>	Christopher Mies, DEU/ Rene Rast, DEU							<b>theoretical besttime: 1:27.086</b>							
1	2:46.363	1:59.528	125	26.655	198	20.180	187	6	2:33.618	1:51.612		22.886	229	19.120	187
2	1:28.568	46.666	132	22.865	228	19.037	187	7	1:29.793	47.338	128	23.391	233	19.064	<b>189</b>
3	1:27.606	45.989	131	22.847	229	<b>18.770</b>	187	8	1:31.221	46.337	132	22.827	<b>234</b>	22.057	188
4	<b>1:27.149</b>	<b>45.707</b>	133	22.612	230	18.830	187	9	1:27.447	46.003	133	<b>22.609</b>	232	18.835	188
5	1:32.713	45.768	<b>133</b>	22.660	230	24.285		10	1:31.487	45.837	132	22.622	230	23.028	

<b>28</b>	Christer Jöns, DEU/ Markus Winkelhock, DEU							<b>theoretical besttime: 1:26.560</b>							
1	2:00.343	1:16.638	126	23.637	228	20.068	186	6	1:34.689	46.662	128	23.292	229	24.735	
2	1:29.115	46.999	132	22.934	230	19.182	187	7	2:35.569	1:52.932	129	23.072	229	19.565	187
3	1:27.447	46.061	132	22.563	231	18.823	188	8	1:28.552	46.243	131	23.317	230	18.992	188
4	1:26.750	45.550	<b>134</b>	<b>22.465</b>	231	18.735		<b>9</b>	<b>1:26.651</b>	<b>45.460</b>	133	22.556	<b>232</b>	<b>18.635</b>	187
5	1:31.841	50.094	132	22.768	231	18.979	<b>189</b>	10	1:33.904	46.726	129	22.717	231	24.461	

<b>40</b>	Gerd Beisel, DEU/ Sven Barth, DEU							<b>theoretical besttime: 1:26.477</b>							
1	2:08.739	1:19.482	125	25.385	137	23.872	194	5	1:37.061	46.347	<b>133</b>	22.425	243	28.289	
2	1:29.782	47.486	132	22.706	237	19.590	196	6	3:28.883	2:46.376	125	23.410	237	19.097	197
3	1:36.108	52.912	117	23.689		19.507	197	<b>7</b>	<b>1:26.549</b>	45.587	132	22.290	<b>244</b>	<b>18.672</b>	<b>198</b>
4	1:27.593	46.296	133	<b>22.218</b>	243	19.079	196	8	1:32.225	46.094	133	22.535	243	23.596	

<b>46</b>	Martin Matzke, CZE/ Daniel Brown, GBR							<b>theoretical besttime: 1:26.509</b>							
1	2:07.684	1:12.523	112	30.655	153	24.506	176	6	2:46.795	2:04.966	134	22.612	233	19.217	186
2	1:40.964	52.819	120	26.602	148	21.543	187	7	1:27.747	46.290		22.567	234	18.890	189
3	1:28.872	47.035	129	22.624	232	19.213	190	8	1:27.092	46.165	132	<b>22.246</b>	234	18.681	<b>191</b>
4	1:27.979	46.343	133	22.735	232	18.901	191	<b>9</b>	<b>1:26.519</b>	45.794	<b>135</b>	22.256	<b>235</b>	<b>18.469</b>	190
5	1:34.490	46.480	130	22.628	233	25.382		10	1:41.510	48.828	130	25.924	197	26.758	

<b>47</b>	Paul Green, DEU/ Niclas Kantenich, DEU							<b>theoretical besttime: 1:27.040</b>							
1	1:51.725	1:04.431	126	26.025	163	21.269	187	<b>5</b>	<b>1:27.040</b>	45.736	133	<b>22.499</b>	233	<b>18.805</b>	190
2	1:29.092	46.947	132	23.050	230	19.095	189	6	1:32.997	46.278	133	22.635	<b>233</b>	24.084	
3	1:32.572	46.453	133	22.679	232	23.440		7	4:56.672	4:15.286	133	22.571	232	18.815	190
4	3:21.058	2:39.672	<b>134</b>	22.529	233	18.857	<b>190</b>	8	1:34.045	46.447	134	22.677	231	24.921	



# ADAC GT Masters

## Lap Analysis Warm Up

Provisional



Nürburgring, Length: 3618 m

Air temperature: 24.5°C

Track temperature: 26.6°C

Weather condition: Dry

**DMSB** Reg. Nr.: 225/13  
Deutscher Motorsport Bund e.V.

Sunday 4.8.2013 08:40

Lap	Time	SE1	SP1	SE2	SP2	SE3	SP3	Lap	Time	SE1	SP1	SE2	SP2	SE3	SP3
<b>100</b> Aditya Patel, IND/ Daniel Dobitsch, AUT								<b>theoretical besttime: 1:27.208</b>							
1	2:39.283	1:51.551	118	25.658	213	22.074	184	6	1:27.560	46.023	130	22.712	233	18.825	191
2	1:32.735	49.426	131	23.458	229	19.851	188	<b>7</b>	<b>1:27.426</b>	46.078	<b>134</b>	22.572	234	<b>18.776</b>	191
3	1:43.320	47.928	130	26.520	150	28.872		8	1:27.848	46.316	134	22.710	235	18.822	<b>192</b>
4	2:53.203	2:10.877	127	23.104	230	19.222	189	9	1:27.516	46.028	134	<b>22.527</b>	<b>235</b>	18.961	190
5	1:27.492	<b>45.905</b>	132	22.772	232	18.815	189	10	1:43.753	47.375	110	28.815	167	27.563	