

ADAC GT Masters

Result List Qualifying 2



Provisional

Nürburgring, Length: 3618 m

Air temperature: 31.9°C

Track temperature: 34.5°C

Weather condition: Dry

DMSB Reg. Nr.: 225/13
Deutscher Motor Sport Bund e.V.

Friday 2.8.2013 17:25

started : 25 classified : 25 not classified : 0

	Drivers	Team	Car	Lap	Best Time	Gap	Diff	Kph	Day Time
1	18 T.Seiler(*G*)/J.Bleekemolen(*G*)	Callaway Competition	Corvette Z06.R GT3	10	1:25.650			152,1	17:52:50
2	19 C.Hürtgen/D.Baumann	PIXUM Team Schubert	BMW Z4 GT3	5	1:25.814	0.164	0.164	151,8	17:54:43
3	5 C.Nielsen(*G*)/S.Edwards(*G*)	Farnbacher Racing	Porsche 911 GT3 R	3	1:25.842	0.192	0.028	151,7	17:49:21
4	3 A.Wirth/C.Hohenadel	Callaway Competition	Corvette Z06.R GT3	4	1:25.939	0.289	0.097	151,6	17:32:17
5	20 M.Sandritter/J.Müller	PIXUM Team Schubert	BMW Z4 GT3	4	1:25.964	0.314	0.025	151,5	17:46:13
6	4 C.Engelhart/N.Armino	Team GW-Schütz	Porsche 911 GT3 R	3	1:25.986	0.336	0.022	151,5	17:48:23
7	2 D.Alessi/D.Keilwitz	Callaway Competition	Corvette Z06.R GT3	6	1:26.007	0.357	0.021	151,4	17:50:55
8	12 S.Knap/J.den Boer	DB Motorsport	BMW Z4 GT3	3	1:26.048	0.396	0.039	151,4	17:45:04
9	8 M.Christensen/R.Renauer	Tonino powered by Herberth Motors	Porsche 911 GT3 R	4	1:26.046	0.398	0.002	151,4	17:48:06
10	40 G.Beisel(*G*)/S.Barth(*G*)	RWT Racing Team	Corvette Z06.R GT3	8	1:26.125	0.475	0.077	151,2	17:51:56
11	10 M.Buhk/M.Götz	Polarweiss Racing	Mercedes Benz SLS AMG GT3	3	1:26.239	0.589	0.114	151,0	17:47:32
12	28 C.Jöns/M.Winkelhock	Prosperia C. Abt Racing	Audi R8 LMS Ultra	4	1:26.280	0.630	0.041	151,0	17:51:05
13	26 R.Frey/C.Haase	Prosperia C. Abt Racing	Audi R8 LMS Ultra	3	1:26.282	0.632	0.002	151,0	17:50:44
14	27 C.Mies/R.Rast	Prosperia C. Abt Racing	Audi R8 LMS Ultra	3	1:26.309	0.659	0.027	150,9	17:48:34
15	9 R.Bourdeaux(*G*)/A.Renauer(*G*)	Tonino powered by Herberth Motors	Porsche 911 GT3 R	3	1:26.344	0.694	0.035	150,8	17:47:28
16	14 F.Kechele/D.Schwager	Lambda Performance	Ford GT GT3	9	1:26.370	0.720	0.026	150,8	17:55:07
17	6 M.Farnbacher/P.Frommenwiler	Farnbacher Racing	Porsche 911 GT3 R	5	1:26.536	0.886	0.166	150,5	17:52:17
18	11 A.Simonsen/S.Afanasiev	Polarweiss Racing	Mercedes Benz SLS AMG GT3	6	1:26.725	1.075	0.189	150,2	17:50:13
19	47 P.Green(*G*)/N.Kentenich(*G*)	Vita4One Racing Team	BMW Z4 GT3	3	1:26.876	1.226	0.151	149,9	17:39:46
20	17 R.Lips(*G*)/L.Marionek(*G*)	Callaway Competition	Corvette Z06.R GT3	3	1:27.243	1.593	0.367	149,3	17:35:40
21	100 A.Patel/D.Dobitsch	MS RACING	Audi R8 LMS Ultra	4	1:27.243	1.593		149,3	17:46:59
22	1 S.Asch/F.Stoll	MS RACING	Audi R8 LMS Ultra	2	1:27.250	1.600	0.007	149,3	17:37:36
23	46 M.Matzke/D.Brown	Vita4One Racing Team	BMW Z4 GT3	6	1:27.267	1.617	0.017	149,3	17:45:48
24	7 J.Aeberhard/T.Pivoda	Farnbacher Racing	Porsche 911 GT3 R	3	1:27.267	1.617		149,3	17:48:18
25	16 P.Geipel/F.Schmickler	THE BOSS YACO Racing	Audi R8 LMS Ultra	3	1:27.844	2.194	0.577	148,3	17:49:59

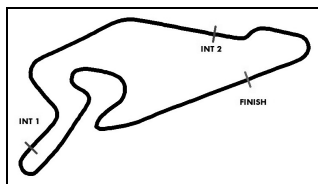
car # 2, 16, 10 cancellation of relevant lap time - track limit

Subject to final scrutineering!

Publications Time:

Clerk of the course:

Time Keeping:



ADAC GT Masters

Lap Analysis Qualifying 2



Provisional

Nürburgring, Length: 3618 m

Air temperature: 31.9°C

Track temperature: 34.5°C

Weather condition: Dry

DMSB Reg. Nr.: 225/13
Deutscher Motor Sport Bund e.V.

Friday 2.8.2013 17:25

Lap	Time	SE1	SP1	SE2	SP2	SE3	SP3	Lap	Time	SE1	SP1	SE2	SP2	SE3	SP3
1	Sebastian Asch, DEU/ Florian Stoll, DEU							theoretical besttime: 1:27.081							
1	11:09.051	10:26.129	130	23.266	229	19.656	184	4	1:56.936	1:15.341	128	22.733	232	18.862	187
2	1:27.250	45.742	131	22.622	232	18.886	186	5	1:27.640	45.861	128	22.477	232	19.302	185
3	2:12.652	1:05.042	72	32.192	165	35.418		6	1:39.886	46.016	129	22.531	233	31.339	

2	Diego Alessi, ITA/ Daniel Keilwitz, DEU							theoretical besttime: 1:25.939							
1	2:03.952	1:13.526	108	27.577	192	22.849	174	5	16:30.769	15:48.533	135	22.271	246	19.965	197
2	1:29.165	48.142	131	22.275	247	18.748	198	6	1:26.007	45.262	136	22.161	246	18.584	196
	1:25.759	45.031	138	22:252	245	18:476	195	7	1:35.250	45.336	134	27.150	140	22.764	196
3	1:26.087	45.194	136	22.213	246	18.680	196	8	1:26.197	45.347	135	22.198	246	18.652	196
4	1:33.866	45.375	134	22.319	246	26.172		9	1:44.162	45.507	134	26.571	164	32.084	

3	Andreas Wirth, DEU/ Christian Hohenadel, DEU							theoretical besttime: 1:25.800							
1	2:55.531	2:11.281	123	23.834	240	20.416	193	7	1:26.728	45.707	134	22.165	244	18.856	196
2	1:29.178	47.343	132	22.571	243	19.264	194	8	1:25.973	45.192	133	22.123	245	18.658	195
3	1:26.460	45.411	131	22.204	243	18.845	194	9	1:26.959	45.544	134	22.411	243	19.004	198
4	1:25.939	45.046	133	22.111	245	18.782	195	10	1:26.497	45.476	135	22.168	245	18.853	197
5	1:38.107	45.430	131	22.096	245	30.581									
6	16:21.821	15:40.755	132	22.238	243	18.828	195								

4	Christian Engelhart, DEU/ Nicolas Armindo, FRA							theoretical besttime: 1:25.942							
1	20:30.203	19:48.373	131	22.765	232	19.065	188	5	1:26.138	45.139	133	22.409	235	18.590	188
2	1:26.694	45.600	134	22.553	234	18.541	189	6	1:34.761	45.873	119	28.919	154	19.969	186
3	1:25.986	45.114	134	22.369	234	18.503	188	7	1:38.337	45.661	134	24.543	198	28.133	
4	1:25.999	45.171	133	22.330	236	18.498	187								

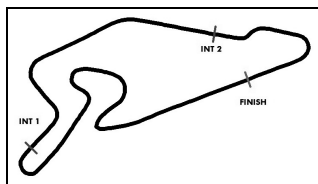
5	Christina Nielsen, DNK/ Sean Edwards, GBR							theoretical besttime: 1:25.842							
1	21:19.372	20:34.718	127	24.230	216	20.424	170	4	1:26.145	45.266	133	22.263	238	18.616	189
2	1:35.921	49.165	131	25.683	169	21.073	191	5	1:41.025	50.770	113	29.723	193	20.532	189
3	1:25.842	45.042	134	22.198	238	18.602	190	6	1:40.164	45.714	132	25.177	154	29.273	

6	Mario Farnbacher, DEU/ Philipp Frommenwiler, CHE							theoretical besttime: 1:26.408							
1	21:24.760	20:41.691	127	23.334	232	19.735	188	5	1:26.536	45.353	132	22.434	238	18.749	188
2	1:31.884	47.624	132	23.134	196	21.126	190	6	1:32.911	45.424	134	26.649	196	20.838	188
3	1:27.021	45.769	132	22.381	238	18.871	189	7	1:28.956	45.718	131	22.609	238	20.629	146
4	1:27.243	45.889	133	22.306	238	19.048	189	8	1:52.602	1:00.349	117	25.038	194	27.215	

7	Jürg Aeberhard, CHE/ Tomas Pivoda, CZE							theoretical besttime: 1:27.062							
1	20:21.855	19:38.548	129	23.438	233	19.869	189	6	1:29.029	45.802	134	22.605	236	20.622	169
2	1:28.770	46.866	134	22.547	236	19.357	189	7	1:38.254	51.839	115	26.667	234	19.748	189
3	1:27.267	45.620	133	22.588	237	19.059	190	8	1:27.538	45.816	133	22.624	237	19.098	189
4	1:27.308	45.646	135	22.383	238	19.279	190	9	1:54.808	52.873	104	28.435	145	33.500	
5	1:27.536	45.811	134	22.524	237	19.201	191								

8	Michael Christensen, DNK/ Robert Renauer, DEU							theoretical besttime: 1:26.045							
1	18:45.927	18:02.200	128	23.443	233	20.284	187	6	1:26.304	45.345	135	22.188	238	18.771	189
2	1:28.192	46.289	134	22.732	234	19.171	189	7	1:27.859	45.294	135	22.277	238	20.288	189
3	1:26.477	45.509	135	22.286	237	18.682	190	8	1:37.291	48.757	117	27.472	180	21.062	190
4	1:26.048	45.240	136	22.180	237	18.628	189	9	1:26.327	45.454	134	22.177	238	18.696	189
5	1:37.358	52.429	114	24.864	232	20.065	190								

9	Rene Bourdeaux, DEU/ Alfred Renauer, DEU							theoretical besttime: 1:26.243							
1	19:33.681	18:48.176	129	24.341	232	21.164	189	6	1:26.490	45.573	135	22.184	240	18.733	191
2	1:27.745	46.401	134	22.456	239	18.888	190	7	1:26.584	45.520	135	22.276	240	18.788	191
3	1:26.344	45.326	135	22.231	239	18.787	191	8	1:26.883	45.455	135	22.362	240	19.066	190
4	1:31.060	48.089	136	22.796	235	20.175	191	9	1:36.072	51.446	128	23.734	205	20.892	192



ADAC GT Masters

Lap Analysis Qualifying 2

Provisional



Nürburgring, Length: 3618 m

Air temperature: 31.9°C

Track temperature: 34.5°C

Weather condition: Dry

DMSB Reg. Nr.: 225/13
Deutscher Motor Sport Bund e.V.

Friday 2.8.2013 17:25

Lap	Time	SE1	SP1	SE2	SP2	SE3	SP3	Lap	Time	SE1	SP1	SE2	SP2	SE3	SP3
5	1:28.679	46.664	134	22.627	239	19.388	191								

10 Maximilian Buhk, DEU/ Maximilian Götz, DEU

theoretical besttime: 1:26.233

1	19:39.235	18:55.292	96	24.033	219	19.910	190	5	1:36.062	47.365	110	27.321	192	21.376	191
2	1:26.531	45.581	136	22.268	238	18.682	191		1:26.056	45.321	135	22.172	239	18.563	191
3	1:26.239	45.474	136	22.173	238	18.592	191	6	1:26.454	45.469	135	22.261	239	18.724	190
4	1:33.084	50.502	128	22.945	238	19.637	191	7	2:04.301	58.801	100	30.652	131	34.848	
	1:26.275	45.449	136	22.246	239	18.580	191								

11 Andreas Simonsen, SWE/ Sergey Afanasiev, RUS

theoretical besttime: 1:26.583

1	17:55.082	17:12.414	132	23.069	234	19.599	189	6	1:26.725	45.532	131	22.399	238	18.794	189
2	1:27.311	45.989	135	22.401	237	18.921	189	7	1:35.324	48.514	129	26.261	181	20.549	190
3	1:27.123	45.967	135	22.378	238	18.778	190	8	1:26.801	45.636	134	22.273	238	18.892	189
4	1:26.868	45.583	134	22.376	237	18.909	189	9	1:36.473	46.047	130	23.429	175	26.997	
5	1:29.852	45.949	134	22.342	237	21.561	190								

12 Simon Knap, NLD/ Jeroen den Boer, NLD

theoretical besttime: 1:25.992

1	17:09.220	16:21.012	131	27.185	160	21.023	167	6	1:34.509	48.433	134	27.095	214	18.981	190
2	1:28.472	47.345	137	22.380	234	18.747	191	7	1:26.714	45.289	136	22.124	238	19.301	189
3	1:26.046	45.299	138	22.145	237	18.602	191	8	1:30.924	45.559	135	22.612	232	22.753	190
4	1:26.239	45.400	136	22.101	236	18.738	191	9	1:29.568	45.444	136	22.176	238	21.948	191
5	1:30.528	45.317	135	22.117	236	23.094	114	10	1:42.954	45.397	138	24.077	171	33.480	

14 Frank Kechele, DEU/ Dominik Schwager, BEL

theoretical besttime: 1:26.222

1	16:56.549	16:07.438	106	26.045	132	23.066	186	6	1:42.685	49.891	129	23.484	211	29.310	
2	1:30.256	48.020	132	23.120	236	19.116	189	7	2:44.865	2:02.835	131	22.980	237	19.050	190
3	1:26.536	45.317	134	22.373	238	18.846	190	8	1:26.611	45.398	135	22.464	238	18.749	190
4	1:26.698	45.303	135	22.485	238	18.910	190	9	1:26.370	45.100	134	22.401	239	18.869	191
5	1:26.405	45.147	134	22.438	239	18.820	192	10	1:58.569	52.654	104	30.324	134	35.591	

16 Philip Geipel, DEU/ Frank Schmickler, DEU

theoretical besttime: 1:27.510

1	20:18.500	19:29.666	113	26.654	197	22.180	168	4	1:36.425	45.836	135	26.469	137	24.120	186
2	1:44.237	55.807	111	28.175	188	20.255	186	5	1:28.642	46.414	134	22.748	232	19.480	185
	1:28.262	46.403	131	22.696	231	19.163	187	6	1:27.851	45.915	133	22.708	232	19.228	186
3	1:27.844	46.170	132	22.532	232	19.142	186								
	1:27.515	45.783	133	22.714	232	19.018	186								

17 Remo Lips, CHE/ Lennart Marioneck, DEU

theoretical besttime: 1:27.152

1	7:41.949	6:57.536	124	23.703	240	20.710	191	6	1:36.754	50.498	116	26.543	226	19.713	195
2	1:31.515	49.589	129	22.707	244	19.219	194	7	1:45.114	49.449	119	27.279	203	28.386	
3	1:27.243	45.833	133	22.283	244	19.127	194	8	8:04.302	7:21.765	132	22.589	244	19.948	194
4	1:27.453	45.771	134	22.343	227	19.339	195	9	1:27.669	46.205	136	22.276	245	19.188	194
5	1:27.319	45.933	134	22.254	244	19.132	194	10	1:37.861	45.916	135	23.357	206	28.588	

18 Toni Seiler, CHE/ Jeroen Bleekemolen, NLD

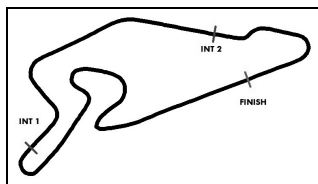
theoretical besttime: 1:25.548

1	2:02.112	1:18.263	122	23.569	244	20.280	195	7	1:40.730	49.584	128	23.360	233	27.786	
2	1:26.594	45.438	134	22.333	244	18.823	193	8	13:47.718	12:56.291	115	27.664	183	23.763	187
3	1:26.001	45.097	136	22.042	243	18.862	192	9	1:33.068	50.236	128	23.033	243	19.799	196
4	1:36.551	48.738	120	26.461	206	21.352	195	10	1:25.650	45.134	134	21.941	247	18.575	196
5	1:26.006	45.234	133	22.105	244	18.667	194	11	1:38.772	50.328	125	26.602	170	21.842	195
6	1:25.786	45.062	134	22.139	244	18.585	194	12	1:40.792	45.032	136	21.959	247	33.801	

19 Claudia Hürtgen, DEU/ Dominik Baumann, AUT

theoretical besttime: 1:25.810

1	22:42.949	21:53.423	113	27.851	175	21.675	181	5	1:25.814	45.081	134	22.218	235	18.515	188
2	1:44.854	56.491	128	27.878	201	20.485	186	6	1:27.596	45.214	133	22.214	235	20.168	179
3	1:38.866	50.035	132	23.749	229	25.082									
4	2:11.017	1:29.061	131	22.951	233	19.005	188								



ADAC GT Masters

Lap Analysis Qualifying 2

Provisional



Nürburgring, Length: 3618 m

Air temperature: 31.9°C

Track temperature: 34.5°C

Weather condition: Dry

DMSB Reg. Nr.: 225/13
Deutscher Motor Sport Bund e.V.

Friday 2.8.2013 17:25

Lap	Time	SE1	SP1	SE2	SP2	SE3	SP3	Lap	Time	SE1	SP1	SE2	SP2	SE3	SP3
-----	------	-----	-----	-----	-----	-----	-----	-----	------	-----	-----	-----	-----	-----	-----

20 Max Sandritter, DEU/ Jörg Müller, DEU

theoretical besttime: 1:25.903

1	16:54.208	16:10.995	128	23.099	230	20.114	186	4	1:25.964	45.324	134	22.179	235	18.461	188
2	1:26.785	45.844	132	22.261	233	18.680	187	5	1:26.225	45.538	131	22.118	236	18.569	189
3	1:26.292	45.397	131	22.162	235	18.733	187	6	1:45.944	45.834	133	24.010	188	36.100	

26 Rahel Frey, CHE/ Christopher Haase, DEU

theoretical besttime: 1:26.157

1	22:45.668	22:02.924	132	23.289	229	19.455	186	5	1:43.802	47.543	127	32.672	81	23.587	187
2	1:32.178	49.353	131	23.424	207	19.401	187	6	1:26.411	45.381	133	22.429	231	18.601	186
3	1:26.282	45.140	134	22.418	232	18.724	186	7	1:48.525	50.783	123	26.614	180	31.128	
4	1:26.505	45.266	135	22.416	232	18.823	185								

27 Christopher Mies, DEU/ Rene Rast, DEU

theoretical besttime: 1:26.296

1	20:41.324	19:58.529	133	23.589	229	19.206	187	4	1:33.400	49.585	121	24.150	228	19.665	187
2	1:26.885	45.742	134	22.415	231	18.728	186	5	1:26.824	45.617	132	22.406	232	18.801	187
3	1:26.309	45.191	133	22.377	231	18.741	186	6	1:39.198	48.753	130	23.395	230	27.050	

28 Christer Jöns, DEU/ Markus Winkelhock, DEU

theoretical besttime: 1:26.280

1	21:38.601	20:56.301	130	22.985	230	19.315	187	5	1:34.164	45.537	133	22.396	233	26.231	186
2	1:26.616	45.372	134	22.494	232	18.750	187	6	1:26.528	45.421	134	22.447	232	18.660	187
3	1:34.167	50.562	113	24.587	229	19.018	187	7	1:40.107	45.540	136	22.416	233	32.151	
4	1:26.280	45.356	134	22.317	233	18.607	188								

40 Gerd Beisel, DEU/ Sven Barth, DEU

theoretical besttime: 1:26.123

1	2:15.779	1:29.164	124	26.096	214	20.519	190	7	15:50.072	15:07.965	116	23.072	240	19.035	195
2	1:29.209	46.650	131	23.148	236	19.411	194	8	1:26.125	45.391	134	22.081	244	18.653	193
3	1:26.404	45.611	134	22.104	243	18.689	194	9	1:26.593	45.636	133	22.192	245	18.765	194
4	1:26.585	45.389	133	22.300	243	18.896	194	10	1:26.449	45.444	133	22.251	244	18.754	194
5	1:26.757	45.590	133	22.198	244	18.969	194	11	1:38.344	46.815	127	22.822	241	28.707	
6	1:34.927	47.145	131	22.928	242	24.854									

46 Martin Matzke, CZE/ Daniel Brown, GBR

theoretical besttime: 1:27.085

1	13:22.114	12:34.569	125	26.800	175	20.745	187	5	1:35.055	46.464	135	25.775	152	22.816	189
2	1:28.546	46.775	136	22.663	233	19.108	190	6	1:27.267	46.098	137	22.398	235	18.771	188
3	1:27.268	46.002	135	22.359	235	18.907	188	7	1:47.850	49.472	125	25.176	188	33.202	
4	1:27.730	45.955	137	22.371	235	19.404	182								

47 Paul Green, DEU/ Niclas Kentenich, DEU

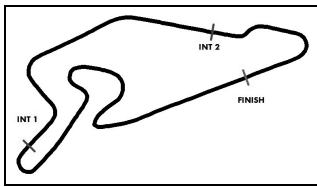
theoretical besttime: 1:26.792

1	11:52.338	10:58.848	127	30.579	191	22.911	188	5	3:07.484	2:24.371	123	23.710	231	19.403	188
2	1:27.268	46.064	134	22.350	234	18.854	189	6	1:27.359	45.970	132	22.450	235	18.939	189
3	1:26.876	45.588	135	22.381	234	18.907	189	7	1:27.373	46.073	133	22.362	236	18.938	189
4	1:33.246	45.978	134	22.371	235	24.897		8	2:05.868	1:05.941	125	23.891	206	36.036	

100 Aditya Patel, IND/ Daniel Dobitsch, AUT

theoretical besttime: 1:26.974

1	17:36.388	16:53.159	131	23.492	230	19.737	186	6	1:37.415	48.870	126	23.053	231	25.492	
2	1:28.546	46.544	132	22.845	231	19.157	187	7	1:57.575	1:07.823	118	28.272	167	21.480	186
3	1:27.354	46.014	135	22.366	233	18.974	187	8	1:29.397	46.331	134	23.514	229	19.552	186
4	1:27.243	45.877	134	22.483	233	18.883	187	9	1:30.296	47.113	134	24.035	231	19.148	186
5	1:27.249	45.725	133	22.559	232	18.965	187	10	1:59.820	54.911	93	31.978	131	32.931	



ADAC GT Masters

Start Grid Race 2

Provisional



Nürburgring, Length: 3618 m

Air temperature: 24.5°C

Track temperature: 26.9°C

Weather condition: Dry

DMSB Reg. Nr.: 225/13
Deutscher Motor Sport Bund e.V.

Sunday 4.8.2013 12:15

19 PIXUM Team Schubert Claudia Hürtgen/ Dominik Baumann*	1:25.814
3 Callaway Competition Andreas Wirth/ Christian Hohenadel*	1:25.939
4 Team GW-Schütz Christian Engelhart/ Nicolas Armindo*	1:25.986
12 DB Motorsport Simon Knap/ Jeroen den Boer*	1:26.046
40 RWT Racing Team Gerd Beisel/ Sven Barth*	1:26.125
28 Prosperia C. Abt Racing Christer Jöns/ Markus Winkelhock*	1:26.280
27 Prosperia C. Abt Racing Christopher Mies/ Rene Rast*	1:26.309
14 Lambda Performance Frank Kechele/ Dominik Schwager*	1:26.370
11 Polarweiss Racing Andreas Simonsen/ Sergey Afanasiev*	1:26.725
17 Callaway Competition Remo Lips/ Lennart Marioneck*	1:27.243
1 MS RACING Sebastian Asch/ Florian Stoll*	1:27.250
7 Farnbacher Racing Jürg Aeberhard/ Tomas Pivoda*	1:27.267

1
2
3
4
5
6
7
8
9
10
11
12
13

POLE POSITION

18 Callaway Competition Toni Seiler/ Jeroen Bleekemolen*	1:25.650
5 Farnbacher Racing Christina Nielsen/ Sean Edwards*	1:25.842
20 PIXUM Team Schubert Max Sandritter/ Jörg Müller*	1:25.964
2 Callaway Competition Diego Alessi/ Daniel Keilwitz*	1:26.007
8 Tonino powered by Herberth Moto Michael Christensen/ Robert Renauer*	1:26.048
10 Polarweiss Racing Maximilian Buhk/ Maximilian Götz*	1:26.239
26 Prosperia C. Abt Racing Rahel Frey/ Christopher Haase*	1:26.282
9 Tonino powered by Herberth Moto Rene Bourdeaux/ Alfred Renauer*	1:26.344
6 Farnbacher Racing Mario Farnbacher/ Philipp Frommenwiler*	1:26.536
47 Vita4One Racing Team Paul Green/ Niclas Kentenich*	1:26.876
100 MS RACING Aditya Patel/ Daniel Dobitsch*	1:27.243
46 Vita4One Racing Team Martin Matzke/ Daniel Brown*	1:27.267
16 THE BOSS YACO Racing Philip Geipel/ Frank Schmickler*	1:27.844

* Marks the starting driver

Publications Time:

Race Director:

Time Keeping: