

# ADAC GT Masters

## Result List Qualifying 1



Provisional

Nürburgring, Length: 3618 m

Air temperature: 32.0°C

Track temperature: 37.1°C

Weather condition: Dry

**DMSB** Reg. Nr.: 225/13  
Deutscher Motor-Sport-Bund e.V.

Friday 2.8.2013 16:45

started : 25      classified : 25      not classified : 0

	Drivers	Team	Car	Lap	Best Time	Gap	Diff	Kph	Day Time
1	2 <b>D.Alessi</b> /D.Keilwitz	Callaway Competition	Corvette Z06.R GT3	7	<b>1:25.920</b>			151,6	17:11:47
2	8 <b>M.Christensen</b> /R.Renauer	Tonino powered by Herberth Motors	Porsche 911 GT3 R	3	<b>1:26.064</b>	0.144	0.144	151,3	17:06:13
3	12 <b>S.Knap</b> /J.den Boer	DB Motorsport	BMW Z4 GT3	4	<b>1:26.072</b>	0.152	0.008	151,3	17:00:45
4	3 <b>A.Wirth</b> /C.Hohenadel	Callaway Competition	Corvette Z06.R GT3	5	<b>1:26.253</b>	0.333	0.181	151,0	17:02:41
5	10 <b>M.Buhk</b> /M.Götz	Polarweiss Racing	Mercedes Benz SLS AMG GT3	3	<b>1:26.339</b>	0.419	0.086	150,9	17:03:53
6	28 <b>C.Jöns</b> /M.Winkelhock	Prosperia C. Abt Racing	Audi R8 LMS Ultra	4	<b>1:26.479</b>	0.559	0.140	150,6	17:11:52
7	6 <b>M.Farnbacher</b> /P.Frommenwiler	Farnbacher Racing	Porsche 911 GT3 R	3	<b>1:26.549</b>	0.629	0.070	150,5	17:09:36
8	4 <b>C.Engelhart</b> /N.Armino	Team GW-Schütz	Porsche 911 GT3 R	3	<b>1:26.621</b>	0.701	0.072	150,4	17:03:06
9	14 <b>F.Kechele</b> /D.Schwager	Lambda Performance	Ford GT GT3	7	<b>1:26.628</b>	0.708	0.007	150,4	17:10:55
10	11 <b>A.Simonsen</b> /S.Afanasiev	Polarweiss Racing	Mercedes Benz SLS AMG GT3	4	<b>1:26.655</b>	0.735	0.027	150,3	17:04:42
11	27 <b>C.Mies</b> /R.Rast	Prosperia C. Abt Racing	Audi R8 LMS Ultra	4	<b>1:26.864</b>	0.944	0.209	149,9	17:12:02
12	20 <b>M.Sandritter</b> /J.Müller	PIXUM Team Schubert	BMW Z4 GT3	9	<b>1:26.919</b>	0.999	0.055	149,8	17:14:55
13	19 <b>C.Hürtgen</b> /D.Baumann	PIXUM Team Schubert	BMW Z4 GT3	4	<b>1:27.014</b>	1.094	0.095	149,7	16:53:42
14	100 <b>A.Patel</b> /D.Dobitsch	MS RACING	Audi R8 LMS Ultra	3	<b>1:27.199</b>	1.279	0.185	149,4	17:07:56
15	17 <b>R.Lips</b> (*G*)/L.Marionek	Callaway Competition	Corvette Z06.R GT3	5	<b>1:27.272</b>	1.352	0.073	149,2	17:01:57
16	18 <b>T.Seiler</b> (*G*)/J.Bleekemolen	Callaway Competition	Corvette Z06.R GT3	5	<b>1:27.287</b>	1.367	0.015	149,2	16:55:00
17	1 <b>S.Asch</b> /F.Stoll	MS RACING	Audi R8 LMS Ultra	6	<b>1:27.387</b>	1.467	0.100	149,0	17:01:56
18	46 <b>M.Matzke</b> /D.Brown	Vita4One Racing Team	BMW Z4 GT3	4	<b>1:27.445</b>	1.525	0.058	148,9	17:02:37
19	16 <b>P.Geipel</b> /F.Schmickler	THE BOSS YACO Racing	Audi R8 LMS Ultra	4	<b>1:27.468</b>	1.548	0.023	148,9	17:09:32
20	26 <b>R.Frey</b> /C.Haase	Prosperia C. Abt Racing	Audi R8 LMS Ultra	6	<b>1:27.500</b>	1.580	0.032	148,9	17:15:25
21	7 <b>J.Aeberhard</b> /T.Pivoda	Farnbacher Racing	Porsche 911 GT3 R	3	<b>1:27.761</b>	1.841	0.261	148,4	16:52:18
22	5 <b>C.Nielsen</b> (*G*)/S.Edwards	Farnbacher Racing	Porsche 911 GT3 R	4	<b>1:27.946</b>	2.026	0.185	148,1	17:11:34
23	9 <b>R.Bourdeaux</b> (*G*)/A.Renauer	Tonino powered by Herberth Motors	Porsche 911 GT3 R	7	<b>1:28.242</b>	2.322	0.296	147,6	17:02:10
24	47 <b>P.Green</b> (*G*)/N.Kentenich	Vita4One Racing Team	BMW Z4 GT3	6	<b>1:28.255</b>	2.335	0.013	147,6	17:05:54
25	40 <b>G.Beisel</b> (*G*)/S.Barth	RWT Racing Team	Corvette Z06.R GT3	13	<b>1:29.262</b>	3.342	1.007	145,9	17:12:30

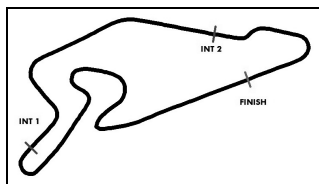
car # 5, 3 cancellation of relevant lap time - track limit

**Subject to final scrutineering!**

Publications Time:

Clerk of the course:

Time Keeping:



# ADAC GT Masters

## Lap Analysis Qualifying 1

Provisional



Nürburgring, Length: 3618 m

Air temperature: 32.0°C

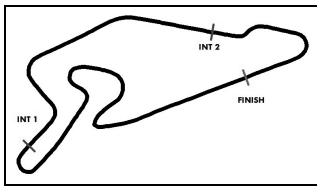
Track temperature: 37.1°C

Weather condition: Dry

**DMSB** Reg. Nr.: 225/13  
Deutscher Motor Sport Bund e.V.

Friday 2.8.2013 16:45

Lap	Time	SE1	SP1	SE2	SP2	SE3	SP3	Lap	Time	SE1	SP1	SE2	SP2	SE3	SP3
<b>1 Sebastian Asch, DEU/ Florian Stoll, DEU</b>								<b>theoretical besttime: 1:27.241</b>							
1	9:37.320	8:54.009	131	23.685	230	19.626	185	7	1:44.595	49.735	123	25.066	193	29.794	
2	1:28.503	46.689	<b>134</b>	22.817	232	18.997	186	8	8:03.831	7:18.818	115	25.795	224	19.218	185
3	1:28.033	46.560	134	<b>22.513</b>	233	18.960	186	9	2:15.119	1:29.577	96	25.895	199	19.647	<b>186</b>
4	1:27.677	46.048	134	22.602	233	19.027	184	10	1:27.468	46.002	133	22.566	232	<b>18.900</b>	185
5	1:27.463	<b>45.828</b>	133	22.621	233	19.014	185	11	1:38.963	49.536	129	24.003	231	25.424	
6	<b>1:27.387</b>	45.873	134	22.529	<b>234</b>	18.985	186								
<b>2 Diego Alessi, ITA/ Daniel Keilwitz, DEU</b>								<b>theoretical besttime: 1:25.920</b>							
1	11:38.928	10:53.278	124	23.178	240	22.472	195	5	1:44.876	53.030	125	24.274	237	27.572	
2	1:39.105	49.809	121	24.197	183	25.099	196	6	7:25.005	6:38.662	128	23.255	209	23.088	<b>196</b>
3	1:26.539	45.644	132	22.284	246	18.611	194	<b>7</b>	<b>1:25.920</b>	45.209	132	<b>22.164</b>	246	<b>18.547</b>	194
4	1:26.514	45.427	<b>132</b>	22.271	<b>246</b>	18.816	192	8	1:38.380	45.834	127	23.986	187	28.560	
<b>3 Andreas Wirth, DEU/ Christian Hohenadel, DEU</b>								<b>theoretical besttime: 1:26.253</b>							
1	11:49.968	11:05.627	128	24.285	227	20.056	194	6	1:34.994	47.026	127	22.387	245	25.581	
2	1:31.617	46.339	<b>135</b>	22.886	164	22.392	195	7	8:55.254	8:11.046	99	24.994	229	19.214	194
3	1:26.828	45.804	134	22.168	246	18.856	196		1:26.431	<del>45.689</del>	134	22.039	245	18.703	<b>196</b>
4	1:26.622	45.733	<b>135</b>	22.065	247	18.824	196	8	1:36.705	46.590	127	23.091	232	27.024	
5	<b>1:26.253</b>	<b>45.501</b>	132	<b>22.003</b>	<b>247</b>	<b>18.749</b>	195								
<b>4 Christian Engelhart, DEU/ Nicolas Armindo, FRA</b>								<b>theoretical besttime: 1:26.559</b>							
1	15:13.003	14:27.927	128	25.524	207	19.552	<b>189</b>	5	1:26.842	45.518	133	22.412	<b>238</b>	18.912	187
2	1:26.904	<b>45.458</b>	132	22.380	237	19.066	187	6	1:26.919	45.478	132	22.448	236	18.993	186
3	<b>1:26.621</b>	45.520	132	<b>22.281</b>	236	<b>18.820</b>	188	7	1:34.375	45.606	<b>134</b>	22.393	236	26.376	
4	1:27.024	45.692	131	22.482	<b>238</b>	18.850	187								
<b>5 Christina Nielsen, DNK/ Sean Edwards, GBR</b>								<b>theoretical besttime: 1:27.648</b>							
1	20:38.561	19:53.065	125	23.934	229	21.562	185	<b>4</b>	<b>1:27.946</b>	46.068	<b>133</b>	<b>22.487</b>	<b>239</b>	19.391	188
2	1:30.660	48.230	132	22.907	238	19.523	<b>189</b>	5	1:28.343	46.215	133	22.656	238	19.472	187
3	1:28.559	46.332	128	22.715	238	19.512	188	6	1:28.524	46.803	131	22.628	237	<b>19.093</b>	188
	1:28.132	46.488	133	<b>22.487</b>	239	19.157	189	7	1:38.463	48.996	119	23.335	237	26.132	
<b>6 Mario Farnbacher, DEU/ Philipp Frommenwiler, CHE</b>								<b>theoretical besttime: 1:26.440</b>							
1	21:43.174	20:59.330	128	23.757	204	20.087	189	5	1:34.945	49.887	123	25.132	233	19.926	190
2	1:26.985	45.755	132	22.499	238	<b>18.731</b>	191	6	1:27.116	45.702	<b>133</b>	22.477	237	18.937	189
3	<b>1:26.549</b>	45.553	133	<b>22.205</b>	<b>240</b>	18.791	<b>191</b>	7	1:33.377	45.783	133	22.441	238	25.153	
4	1:26.923	<b>45.504</b>	130	22.421	240	18.998	191								
<b>7 Jürg Aeberhard, CHE/ Tomas Pivoda, CZE</b>								<b>theoretical besttime: 1:27.449</b>							
1	4:22.137	3:32.958	118	27.753	177	21.426	188	6	1:27.814	46.035	131	22.523	236	19.256	189
2	1:28.587	46.749	129	22.826	238	<b>19.012</b>	189	7	1:28.097	46.036	132	22.720	236	19.341	188
3	<b>1:27.761</b>	46.097	132	22.526	<b>238</b>	19.138	<b>190</b>	8	1:27.811	45.948	133	22.641	237	19.222	188
4	1:35.393	46.306	<b>134</b>	<b>22.489</b>	238	26.598		9	1:40.834	48.884	127	23.917	213	28.033	
5	13:17.148	12:34.529	133	23.045	232	19.574	187								
<b>8 Michael Christensen, DNK/ Robert Renauer, DEU</b>								<b>theoretical besttime: 1:26.019</b>							
1	18:19.920	17:31.871	125	25.814	148	22.235	188	6	1:28.307	45.571	133	22.592	236	20.144	190
2	1:27.031	45.772	134	22.319	<b>238</b>	18.940	188	7	1:26.468	45.263	133	22.380	237	18.825	187
3	<b>1:26.064</b>	45.161	135	22.260	238	<b>18.643</b>	188	8	1:35.010	48.385	127	23.543	235	23.082	181
4	1:26.198	<b>45.152</b>	<b>135</b>	<b>22.224</b>	238	18.822	189	9	1:38.668	48.857	123	23.807	235	26.004	
5	1:33.617	50.767	126	22.842	237	20.008	<b>190</b>								



# ADAC GT Masters

## Lap Analysis Qualifying 1



Provisional

Nürburgring, Length: 3618 m

Air temperature: 32.0°C

Track temperature: 37.1°C

Weather condition: Dry

**DMSB** Reg. Nr.: 225/13  
Deutscher Motor Sport Bund e.V.

Friday 2.8.2013 16:45

Lap	Time	SE1	SP1	SE2	SP2	SE3	SP3	Lap	Time	SE1	SP1	SE2	SP2	SE3	SP3
<b>9</b>	Rene Bourdeaux, DEU/ Alfred Renauer, DEU							<b>theoretical besttime: 1:28.141</b>							
1	8:12.381	7:22.077	109	28.109	197	22.195	183	5	1:28.425	46.488	134	22.529	240	19.408	188
2	1:34.756	48.717	128	26.314	224	19.725	189	6	1:28.536	46.579	135	22.591	239	19.366	189
3	1:29.127	47.095	<b>136</b>	22.583	239	19.449	190	<b>7</b>	<b>1:28.242</b>	46.393	135	<b>22.441</b>	<b>240</b>	19.408	<b>190</b>
4	1:28.469	46.520	136	22.642	239	<b>19.307</b>	190	8	1:37.127	47.405	132	23.321	209	26.401	

<b>10</b>	Maximilian Buhk, DEU/ Maximilian Götz, DEU							<b>theoretical besttime: 1:26.262</b>							
1	16:00.425	15:17.370	129	23.505	232	19.550	190	5	1:31.743	45.848	134	24.366	188	21.529	190
2	1:26.687	45.673	134	22.265	238	18.749	190	6	1:27.180	45.624	133	22.312	239	19.244	187
3	<b>1:26.339</b>	45.507	135	22.260	239	<b>18.572</b>	<b>191</b>	7	1:44.101	53.610	127	24.123	205	26.368	
4	1:26.560	<b>45.501</b>	<b>135</b>	<b>22.189</b>	<b>240</b>	18.870	190								

<b>11</b>	Andreas Simonsen, SWE/ Sergey Afanasiev, RUS							<b>theoretical besttime: 1:26.619</b>							
1	15:21.453	14:35.858	131	24.869	192	20.726	188	5	1:27.427	45.939	134	22.298	238	19.190	189
2	1:27.669	46.188	134	22.548	238	18.933	189	6	1:28.528	45.891	135	22.463	238	20.174	<b>190</b>
3	1:26.881	45.763	134	22.441	237	18.677	189	7	1:26.818	45.696	<b>136</b>	22.379	238	18.743	<b>190</b>
4	<b>1:26.655</b>	45.732	133	<b>22.270</b>	<b>239</b>	<b>18.653</b>	188	8	1:31.777	45.714	133	22.696	237	23.367	

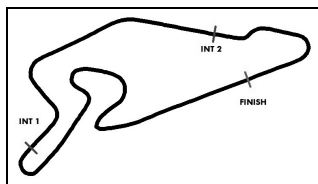
<b>12</b>	Simon Knap, NLD/ Jeroen den Boer, NLD							<b>theoretical besttime: 1:26.059</b>							
1	11:23.390	10:33.806	65	28.560	213	21.024	185	<b>4</b>	<b>1:26.072</b>	45.367	136	22.101	237	<b>18.604</b>	190
2	1:29.385	47.870	134	22.597	235	18.918	189	5	1:32.591	45.593	137	<b>22.088</b>	<b>238</b>	24.910	
3	1:26.587	45.511	<b>137</b>	22.209	237	18.867	<b>190</b>								

<b>14</b>	Frank Kechele, DEU/ Dominik Schwager, BEL							<b>theoretical besttime: 1:26.389</b>							
1	16:51.854	16:03.049	117	25.985	167	22.820	145	<b>7</b>	<b>1:26.628</b>	45.344	133	22.278	<b>241</b>	19.006	190
2	1:45.582	57.715	116	27.934	206	19.933	191	8	1:30.352	45.564	<b>135</b>	24.940	181	19.848	190
3	1:27.245	45.727	134	22.364	240	19.154	190	9	1:29.280	45.881	132	23.404	234	19.995	191
4	1:30.132	45.321	134	<b>22.260</b>	240	22.551	191	10	1:26.925	45.763	134	22.310	240	<b>18.852</b>	<b>191</b>
5	1:26.829	45.291	135	22.306	240	19.232	189	11	1:37.597	48.369	125	23.303	237	25.925	
6	1:26.643	<b>45.277</b>	133	22.376	240	18.990	189								

<b>16</b>	Philip Geipel, DEU/ Frank Schmickler, DEU							<b>theoretical besttime: 1:27.323</b>							
1	20:08.806	19:19.998	111	28.548	165	20.260	185	6	1:32.626	45.875	131	27.286	193	19.465	185
2	1:28.279	46.434	131	22.668	231	19.177	186	7	1:27.856	46.086	133	22.700	230	19.070	186
3	1:27.833	46.095	131	<b>22.554</b>	231	19.184	186	8	1:27.580	45.892	<b>133</b>	22.674	231	<b>19.014</b>	184
4	<b>1:27.468</b>	<b>45.755</b>	132	22.639	<b>233</b>	19.074	<b>187</b>	9	1:46.131	52.515	116	26.402	174	27.214	
5	1:30.688	48.489	129	22.870	231	19.329	187								

<b>17</b>	Remo Lips, CHE/ Lennart Marioneck, DEU							<b>theoretical besttime: 1:27.167</b>							
1	11:04.585	10:15.391	120	28.432	182	20.762	190	4	1:27.474	46.195	133	<b>22.315</b>	245	18.964	<b>194</b>
2	1:30.054	48.168	124	22.769	243	19.117	194	<b>5</b>	<b>1:27.272</b>	45.938	<b>135</b>	22.420	<b>245</b>	<b>18.914</b>	193
3	1:27.458	46.164	131	22.335	244	18.959	193	6	1:41.977	48.262	112	25.340	180	28.375	

<b>18</b>	Toni Seiler, CHE/ Jeroen Bleekemolen, NLD							<b>theoretical besttime: 1:26.838</b>							
1	3:17.795	2:18.304	115	26.441	153	33.050		8	8:47.794	8:02.665	118	24.193	217	20.936	<b>194</b>
2	2:19.003	1:35.205	124	23.520	232	20.278	193	9	1:27.451	46.244	128	22.367	243	18.840	194
3	1:27.939	46.426	128	22.438	244	19.075	194	10	1:27.639	46.348	<b>131</b>	<b>22.254</b>	<b>245</b>	19.037	193
4	1:28.023	46.728	127	22.288	244	19.007	193	11	1:38.550	51.899	103	25.954	209	20.697	194
5	<b>1:27.287</b>	<b>45.791</b>	127	22.703	243	<b>18.793</b>	192	12	1:27.429	45.935	127	22.526	244	18.968	192
6	1:27.746	46.108	125	22.660	245	18.978	193	13	1:38.892	46.182	126	22.478	243	30.232	
7	1:40.211	46.492	128	23.967	221	29.752									



# ADAC GT Masters

## Lap Analysis Qualifying 1



Provisional

Nürburgring, Length: 3618 m

Air temperature: 32.0°C

Track temperature: 37.1°C

Weather condition: Dry

**DMSB** Reg. Nr.: 225/13  
Deutscher Motor Sport Bund e.V.

Friday 2.8.2013 16:45

Lap	Time	SE1	SP1	SE2	SP2	SE3	SP3	Lap	Time	SE1	SP1	SE2	SP2	SE3	SP3
<b>19</b>	Claudia Hürtgen, DEU/ Dominik Baumann, AUT							<b>theoretical besttime: 1:26.861</b>							
1	4:18.568	3:33.188	126	24.562	228	20.818	182	<b>4</b>	<b>1:27.014</b>	46.059	133	<b>22.319</b>	234	<b>18.636</b>	186
2	1:29.439	47.419	132	22.852	234	19.168	187	5	1:30.564	46.012	<b>134</b>	22.494	234	22.058	<b>188</b>
3	1:27.034	<b>45.906</b>	133	22.407	234	18.721	187	6	1:35.087	46.051	134	22.339	<b>236</b>	26.697	

<b>20</b>	Max Sandritter, DEU/ Jörg Müller, DEU							<b>theoretical besttime: 1:26.686</b>							
1	3:53.405	3:10.818	130	23.192	230	19.395	186	7	15:36.205	14:52.818	132	23.371	233	20.016	186
2	1:29.451	46.503	132	22.719	234	20.229	183	8	1:28.673	46.613	126	22.841	234	19.219	189
3	1:27.506	46.033	132	22.366	<b>238</b>	19.107	189	<b>9</b>	<b>1:26.919</b>	45.810	<b>133</b>	<b>22.292</b>	235	<b>18.817</b>	<b>191</b>
4	1:27.241	45.749	133	22.453	236	19.039	<b>191</b>	10	1:26.999	45.577	132	22.514	235	18.908	190
5	1:27.311	45.831	131	22.541	235	18.939	188								
6	1:38.392	50.501	133	22.966	236	24.925									

<b>26</b>	Rahel Frey, CHE/ Christopher Haase, DEU							<b>theoretical besttime: 1:27.358</b>							
1	22:52.749	22:09.758	130	23.384	229	19.607	184	5	1:30.784	47.275	121	23.745	224	19.764	185
2	1:29.091	46.612	133	22.721	<b>233</b>	19.758	<b>186</b>	<b>6</b>	<b>1:27.500</b>	45.982	<b>134</b>	22.705	231	<b>18.813</b>	186
3	1:37.270	54.596	127	23.247	232	19.427	185	7	1:39.901	49.799	124	24.561	210	25.541	
4	1:27.526	<b>45.978</b>	133	<b>22.567</b>	232	18.981	185								

<b>27</b>	Christopher Mies, DEU/ Rene Rast, DEU							<b>theoretical besttime: 1:26.753</b>							
1	22:36.644	21:52.432	112	23.893	228	20.319	185	5	1:27.035	45.673	<b>135</b>	22.465	232	18.897	185
2	1:26.918	45.714	133	22.441	<b>232</b>	<b>18.763</b>	186	6	1:26.884	45.615	132	22.494	232	18.775	186
3	1:32.257	47.968	130	24.501	219	19.788	<b>186</b>	7	1:37.291	47.224	121	24.996	206	25.071	
4	<b>1:26.864</b>	<b>45.571</b>	134	<b>22.419</b>	232	18.874	185								

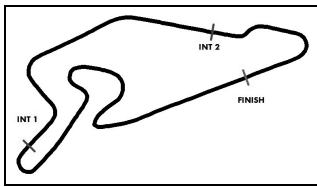
<b>28</b>	Christer Jöns, DEU/ Markus Winkelhock, DEU							<b>theoretical besttime: 1:26.402</b>							
1	22:31.255	21:42.830	125	27.599	176	20.826	185	5	1:31.188	46.012	129	23.840	195	21.336	186
2	1:27.455	45.888	132	22.525	231	19.042	<b>187</b>	6	1:26.796	45.530	132	22.424	231	18.842	185
3	1:26.731	45.429	133	<b>22.392</b>	<b>233</b>	18.910	185	7	1:26.740	45.474	132	22.452	232	18.814	185
4	<b>1:26.479</b>	<b>45.339</b>	<b>134</b>	22.469	232	<b>18.671</b>	185								

<b>40</b>	Gerd Beisel, DEU/ Sven Barth, DEU							<b>theoretical besttime: 1:28.781</b>							
1	3:21.881	2:34.761	121	25.656	237	21.464	189	8	1:38.853	48.102	130	23.457	238	27.294	
2	1:30.532	47.680	124	23.288	243	19.564	190	9	7:29.795	6:46.280	130	23.317	241	20.198	190
3	1:30.340	47.597	129	23.281	242	<b>19.462</b>	191	10	1:30.221	47.132	132	22.941	243	20.148	191
4	1:30.140	47.205	127	23.236	244	19.699	189	11	1:29.659	46.952	131	<b>22.790</b>	244	19.917	191
5	1:30.308	47.246	<b>133</b>	23.137	243	19.925	191	12	1:29.593	46.529	130	22.863	243	20.201	<b>192</b>
6	1:30.426	47.516	131	23.012	<b>244</b>	19.898	190	<b>13</b>	<b>1:29.262</b>	46.771	131	22.935	243	19.556	190
7	1:29.548	46.969	132	22.858	243	19.721	189	14	1:39.548	47.470	121	23.704	212	28.374	

<b>46</b>	Martin Matzke, CZE/ Daniel Brown, GBR							<b>theoretical besttime: 1:27.445</b>							
1	13:11.202	12:23.260	123	24.338	202	23.604	185	<b>4</b>	<b>1:27.445</b>	45.924	132	<b>22.550</b>	<b>235</b>	<b>18.971</b>	<b>188</b>
2	1:30.779	46.996	129	22.842	234	20.941	187	5	1:33.374	46.294	<b>133</b>	22.651	235	24.429	
3	1:28.072	46.309	129	22.771	233	18.992	188								

<b>47</b>	Paul Green, DEU/ Niclas Kantenich, DEU							<b>theoretical besttime: 1:28.210</b>							
1	13:29.380	12:45.351	123	23.777	232	20.252	185	5	1:28.641	46.829	133	22.658	<b>236</b>	<b>19.154</b>	<b>188</b>
2	1:29.862	47.470	132	23.024	234	19.368	187	<b>6</b>	<b>1:28.255</b>	46.445	133	<b>22.611</b>	235	19.199	188
3	1:29.122	47.052	132	22.690	235	19.380	<b>188</b>	7	1:45.979	46.618	<b>133</b>	25.677	154	33.684	
4	1:28.998	46.711	131	22.923	235	19.364	188								

<b>100</b>	Aditya Patel, IND/ Daniel Dobitsch, AUT							<b>theoretical besttime: 1:27.199</b>							
1	19:59.957	19:09.949	123	27.932	203	22.076	186	5	1:41.786	45.654	134	27.387	104	28.745	187
2	1:29.280	46.735	<b>135</b>	22.716	234	19.829	186	6	1:42.732	54.337	114	27.387	174	21.008	186
3	<b>1:27.199</b>	<b>45.542</b>	132	<b>22.467</b>	234	<b>19.190</b>	<b>188</b>	7	1:27.646	45.930	133	22.494	233	19.222	187
4	1:27.902	45.859	132	22.613	<b>235</b>	19.430	188	8	1:45.109	47.797	109	26.825	199	30.487	



# ADAC GT Masters

## Lap Analysis Qualifying 1

Provisional



Nürburgring, Length: 3618 m

Air temperature: 32.0°C

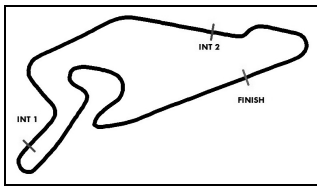
Track temperature: 37.1°C

Weather condition: Dry

**DMSB** Reg. Nr.: 225/13  
Deutscher Motorsport Bund e.V.

Friday 2.8.2013 16:45

Lap	Time	SE1	SP1	SE2	SP2	SE3	SP3	Lap	Time	SE1	SP1	SE2	SP2	SE3	SP3
-----	------	-----	-----	-----	-----	-----	-----	-----	------	-----	-----	-----	-----	-----	-----



# ADAC GT Masters

## Start Grid Race 1

Provisional



Nürburgring, Length: 3618 m

Air temperature: 32.5°C

Track temperature: 36.3°C

Weather condition: Dry

**DMSB** Reg. Nr.: 225/13  
Deutscher Motor Sport Bund e.V.

Saturday 3.8.2013 12:15

<b>8 Tonino powered by Herberth Moto</b> Michael Christensen*/ Robert Renauer	1:26.064
<b>3 Callaway Competition</b> Andreas Wirth*/ Christian Hohenadel	1:26.253
<b>28 Prosperia C. Abt Racing</b> Christer Jöns*/ Markus Winkelhock	1:26.479
<b>4 Team GW-Schütz</b> Christian Engelhart*/ Nicolas Armindo	1:26.621
<b>11 Polarweiss Racing</b> Andreas Simonsen*/ Sergey Afanasiev	1:26.655
<b>20 PIXUM Team Schubert</b> Max Sandritter*/ Jörg Müller	1:26.919
<b>100 MS RACING</b> Aditya Patel*/ Daniel Dobitsch	1:27.199
<b>18 Callaway Competition</b> Toni Seiler*/ Jeroen Bleekemolen	1:27.287
<b>46 Vita4One Racing Team</b> Martin Matzke*/ Daniel Brown	1:27.445
<b>26 Prosperia C. Abt Racing</b> Rahel Frey*/ Christopher Haase	1:27.500
<b>5 Farnbacher Racing</b> Christina Nielsen*/ Sean Edwards	1:27.946
<b>47 Vita4One Racing Team</b> Paul Green*/ Niclas Kentenich	1:28.255

1  
2  
3  
4  
5  
6  
7  
8  
9  
10  
11  
12  
13

### POLE POSITION

<b>2 Callaway Competition</b> Diego Alessi*/ Daniel Keilwitz	1:25.920
<b>12 DB Motorsport</b> Simon Knap*/ Jeroen den Boer	1:26.072
<b>10 Polarweiss Racing</b> Maximilian Buhk*/ Maximilian Götz	1:26.339
<b>6 Farnbacher Racing</b> Mario Farnbacher*/ Philipp Frommenwiler	1:26.549
<b>14 Lambda Performance</b> Frank Kechele*/ Dominik Schwager	1:26.628
<b>27 Prosperia C. Abt Racing</b> Christopher Mies*/ Rene Rast	1:26.864
<b>19 PIXUM Team Schubert</b> Claudia Hürtgen*/ Dominik Baumann	1:27.014
<b>17 Callaway Competition</b> Remo Lips*/ Lennart Marioneck	1:27.272
<b>1 MS RACING</b> Sebastian Asch*/ Florian Stoll	1:27.387
<b>16 THE BOSS YACO Racing</b> Philip Geipel*/ Frank Schmickler	1:27.468
<b>7 Farnbacher Racing</b> Jürg Aeberhard*/ Tomas Pivoda	1:27.761
<b>9 Tonino powered by Herberth Moto</b> Rene Bourdeaux*/ Alfred Renauer	1:28.242
<b>40 RWT Racing Team</b> Gerd Beisel*/ Sven Barth	1:29.262

\* Marks the starting driver

Publications Time:

Race Director:

Time Keeping: