

ADAC Formel Masters

Result List Qualifying

Provisional



Nürburgring, Length: 3618 m

Air temperature: 32.5°C

Track temperature: 38.8°C

Weather condition: Dry

DMSB Reg. Nr.: 225/13
Deutscher Motor Sport Bund e.V.

Friday 2.8.2013 15:55

started : 19 classified : 19 not classified : 0

	Competitor Drivers	Sponsor Car	Lap	Best Time	Gap	Diff	Kph	Day Time
1	9 ADAC Berlin-Brandenburg e.V. M.Günther(DEU)	Formel ADAC powered by Volkswagen	10	1:28.952			146,4	16:21:47
2	15 ADAC Berlin-Brandenburg e.V. A.Picariello(BEL)	Formel ADAC powered by Volkswagen	11	1:29.249	0.297	0.297	145,9	16:23:44
3	7 Neuhauser Racing Team N.Beer(DEN)	Formel ADAC powered by Volkswagen	8	1:29.404	0.452	0.155	145,7	16:10:27
4	4 Lotus B.Visser(NLD)	Formel ADAC powered by Volkswagen	4	1:29.563	0.611	0.159	145,4	16:07:42
5	16 Schiller-Motorsport J.Kremer(DEU)	Formel ADAC powered by Volkswagen	14	1:29.744	0.792	0.181	145,1	16:23:30
6	26 Team KUG Motorsport R.Boschung(CHE)	Formel ADAC powered by Volkswagen	12	1:29.813	0.861	0.069	145,0	16:20:49
7	3 Lotus M.Jensen(DNK)	Formel ADAC powered by Volkswagen	10	1:29.819	0.867	0.006	145,0	16:20:21
8	11 ADAC Berlin-Brandenburg e.V. H.Grapp(DEU)	Formel ADAC powered by Volkswagen	11	1:29.846	0.894	0.027	145,0	16:21:59
9	6 Neuhauser Racing Team M.Dienst(DEU)	ADAC Nordbaden e.V. Formel ADAC powered by Volkswagen	6	1:29.994	1.042	0.148	144,7	16:07:20
10	5 Lotus I.Dontje(NLD)	Formel ADAC powered by Volkswagen	11	1:30.010	1.058	0.016	144,7	16:25:06
11	17 Schiller Motorsport F.Schiller(DEU)	Formel ADAC powered by Volkswagen	6	1:30.049	1.097	0.039	144,6	16:06:05
12	10 ADAC Berlin-Brandenburg e.V. K.Schramm(DEU)	Formel ADAC powered by Volkswagen	11	1:30.118	1.166	0.069	144,5	16:17:53
13	8 Neuhauser Racing Team S.Riener(AUT)	Formel ADAC powered by Volkswagen	7	1:30.143	1.191	0.025	144,5	16:09:22
14	2 Lotus C.O'Keeffe(RSA)	Formel ADAC powered by Volkswagen	6	1:30.159	1.207	0.016	144,5	16:10:31
15	24 Team KUG Motorsport S.Kox(NLD)	Formel ADAC powered by Volkswagen	8	1:30.791	1.839	0.632	143,5	16:07:57
16	19 JBR Motorsport & Engineering GmbH K.Giersiepen(DEU)	ADAC Westfalen Team Sport Formel ADAC powered by Volkswagen	15	1:31.043	2.091	0.252	143,1	16:23:29
17	22 JBR Motorsport & Engineering GmbH B.Gentgen(DEU)	ADAC Nordrhein e.V. Formel ADAC powered by Volkswagen	13	1:31.211	2.259	0.168	142,8	16:25:32
18	23 JBR Motorsport & Engineering GmbH H.Utsch(DEU)	Formel ADAC powered by Volkswagen	5	1:31.613	2.661	0.402	142,2	16:03:40
19	14 ADAC Berlin-Brandenburg e.V. G.Maggi(CHE)	Formel ADAC powered by Volkswagen	11	1:32.043	3.091	0.430	141,5	16:22:49

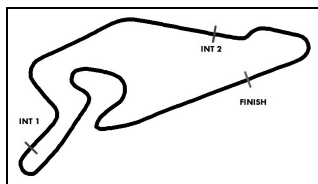
Qualifying Time: 1:38.121 MIN LAPS : 2 Percent: 110%

Subject to final scrutineering!

Publications Time:

Clerk of the course:

Time Keeping:



ADAC Formel Masters

Lap analysis Qualifying

Provisional



Nürburgring, Length: 3618 m

Air temperature: 32.5°C

Track temperature: 38.8°C

Weather condition: Dry

DMSB Reg. Nr.: 225/13
Deutscher Motor Sport Bund e.V.

Friday 2.8.2013 15:55

Lap	Time	SE1	SP1	SE2	SP2	SE3	SP3	TSP	Lap	Time	SE1	SP1	SE2	SP2	SE3	SP3	TSP
2	Callan O'Keeffe, RSA ,								theoretical besttime: 1:30.042								
1	7:46.634	6:55.993	117	28.511	154	22.130	158		8	5:16.578	4:30.852	122	25.037	172	20.689	163	
2	1:37.160	51.566	121	25.593	181	20.001	163		9	1:41.563	48.980	88	32.626	178	19.957	165	
3	1:30.423	47.393	124	23.649	199	19.381	164		10	1:47.655	47.176	123	23.574	201	36.905	157	
4	1:30.425	47.335	124	23.653	200	19.437	164		11	1:42.089	51.940	121	27.200	134	22.949	164	
5	1:36.086	50.014	103	26.630	197	19.442	165		12	1:30.902	47.598	122	23.727	199	19.577	165	
6	1:30.159	47.214	124	23.598	200	19.347	165		13	1:32.604	48.872	124	23.811	198	19.921	166	
7	1:40.299	47.240	125	23.519	201	29.540											

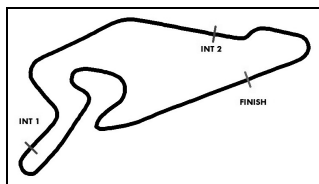
3	Mikkel Jensen, DNK ,								theoretical besttime: 1:29.738								
1	7:52.490	7:03.466	115	27.235	143	21.789	160		8	1:45.334	47.211	123	29.988	164	28.135		
2	1:39.259	52.295	118	26.762	159	20.202	163		9	4:23.027	3:36.199	122	26.793	190	20.035	164	
3	1:30.687	47.084	124	24.008	199	19.595	165		10	1:29.819	47.093	123	23.422	202	19.304	165	
4	1:29.904	47.012	122	23.499	201	19.393	165		11	1:43.039	52.044	95	28.588	163	22.407	166	
5	1:40.915	57.070	87	24.327	201	19.518	165		12	1:34.914	47.565	109	27.300	166	20.049	166	
6	1:52.980	55.344	97	35.271	137	22.365	165		13	1:30.145	47.192	124	23.501	199	19.452	165	
7	1:37.054	47.221	124	28.072	173	21.761	165										

4	Beitske Visser, NLD ,								theoretical besttime: 1:29.563								
1	8:05.001	7:15.558	118	27.433	149	22.010	133		7	1:41.861	46.974	124	23.614	194	31.273		
2	1:37.781	50.328	120	27.383	178	20.070	163		8	7:16.916	6:32.972	121	24.477	198	19.467	165	
3	1:29.824	46.960	124	23.533	200	19.331	164		9	1:29.776	46.967	124	23.601	199	19.208	165	
4	1:29.563	46.922	124	23.470	200	19.171	165		10	1:36.726	52.211	117	25.100	198	19.415	165	
5	1:44.680	54.688	103	30.008	169	19.984	164		11	1:43.361	47.096	116	25.200	196	31.065		
6	1:30.105	46.998	123	23.502	201	19.605	166										

5	Indy Dontje, NLD ,								theoretical besttime: 1:29.788								
1	8:23.398	7:29.905	114	29.836	136	23.657	138		7	1:45.696	50.440	121	26.450	171	28.806		
2	1:50.747	57.072	111	32.020	136	21.655	164		8	7:27.648	6:44.267	122	23.705	200	19.676	165	
3	1:30.322	47.272	124	23.506	202	19.544	165		9	1:31.713	47.463	122	23.643	203	20.607	165	
4	1:30.021	47.107	123	23.570	201	19.344	164		10	1:30.176	47.214	123	23.641	200	19.321	165	
5	1:35.440	51.600	118	24.379	195	19.461	165		11	1:30.010	47.072	122	23.595	199	19.343	166	
6	1:31.507	46.969	123	23.498	201	21.040	165										

6	Marvin Dienst, DEU ,								theoretical besttime: 1:29.918								
1	2:11.640	1:13.258	104	33.214	124	25.168	136		9	1:41.819	49.214	120	24.560	190	28.045		
2	1:57.419	57.571	114	29.222	150	30.626			10	5:20.878	4:35.617	120	24.494	197	20.767	164	
3	3:38.618	2:53.868	119	24.316	198	20.434	166		11	1:31.621	48.353	122	23.751	203	19.517	168	
4	1:32.647	49.442	122	23.609	202	19.596	166		12	1:31.001	47.558	123	23.750	205	19.693	166	
5	1:30.238	47.258	122	23.508	202	19.472	167		13	1:30.190	47.264	123	23.550	202	19.376	166	
6	1:29.994	47.145	123	23.423	202	19.426	166		14	1:30.118	47.206	122	23.562	201	19.350	167	
7	1:30.463	47.203	122	23.534	204	19.726	164		15	1:30.333	47.242	122	23.645	199	19.446	167	
8	1:30.334	47.354	122	23.489	203	19.491	167										

7	Nicolas Beer, DEN ,								theoretical besttime: 1:29.281								
1	2:00.241	1:05.725	119	30.770	132	23.746	153		9	1:38.798	46.892	123	23.387	204	28.519		
2	1:54.960	55.434	120	29.524	135	30.002			10	6:48.822	6:05.691	121	23.808	203	19.323	166	
3	4:02.822	3:19.607	123	23.817	199	19.398	165		11	1:29.918	47.358	123	23.439	202	19.121	166	
4	1:30.338	47.384	123	23.544	200	19.410	165		12	1:30.198	47.231	123	23.689	201	19.278	165	
5	1:29.852	47.236	123	23.484	201	19.132	165		13	1:29.484	47.071	122	23.360	203	19.053	166	
6	1:29.608	47.058	123	23.352	202	19.198	165		14	1:30.018	47.009	123	23.470	200	19.539	165	
7	1:29.588	47.082	123	23.376	203	19.130	166		15	1:29.718	47.057	123	23.486	200	19.175	166	
8	1:29.404	47.012	122	23.355	204	19.037	167		16	1:51.885	50.321	121	27.197	176	34.367		



ADAC Formel Masters

Lap analysis Qualifying



Provisional

Nürburgring, Length: 3618 m

Air temperature: 32.5°C

Track temperature: 38.8°C

Weather condition: Dry

DMSB Reg. Nr.: 225/13
Deutscher Motor Sport Bund e.V.

Friday 2.8.2013 15:55

Lap	Time	SE1	SP1	SE2	SP2	SE3	SP3	TSP	Lap	Time	SE1	SP1	SE2	SP2	SE3	SP3	TSP
8	Stefan Riener, AUT ,									theoretical besttime: 1:30.067							
1	2:02.746	1:07.320	114	30.856	133	24.570	144		6	1:30.207	47.407	122	23.529	203	19.271	165	
2	1:55.029	56.090	106	28.838	136	30.101			7	1:30.143	47.316	122	23.567	202	19.260	166	
3	4:22.544	3:33.199	96	28.209	173	21.136	162		8	1:30.347	47.306	122	23.760	202	19.281	165	
4	1:31.677	48.580	122	23.731	201	19.366	165										
5	1:30.297	47.278	122	23.600	201	19.419	164										

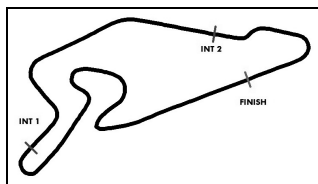
9	Maximilian Günther, DEU ,									theoretical besttime: 1:28.952							
1	6:57.222	6:07.339	114	27.344	161	22.539	150		8	7:28.522	6:38.036	117	27.899	116	22.587	165	
2	1:38.267	51.237	118	26.182	166	20.848	156		9	1:29.472	47.084	123	23.333	202	19.055	166	
3	1:33.700	49.104	123	24.409	170	20.187	164		10	1:28.952	<i>46.614</i>	122	23.324	202	19.014	166	
4	1:29.681	46.947	122	23.474	199	19.260	164		11	1:32.461	47.911	121	24.861	190	19.689	166	
5	1:29.507	46.915	122	23.382	202	19.210	164		12	1:29.279	46.785	121	23.388	201	19.106	166	
6	1:34.853	49.432	117	25.772	177	19.649	165		13	1:29.354	46.720	122	23.410	200	19.224	166	
7	1:36.691	46.903	122	23.495	202	26.293			14	1:50.240	51.104	112	26.551	167	32.585		

10	Kim Luis Schramm, DEU ,									theoretical besttime: 1:29.988							
1	2:20.697	1:25.192	112	28.668	141	26.837	127		9	6:19.270	5:33.345	110	25.358	197	20.567	163	
2	1:45.137	1:00.183	104	25.013	195	19.941	164		10	1:30.755	47.605	123	23.606	200	19.544	164	
3	1:31.134	47.757	122	23.678	199	19.699	166		11	1:30.118	47.370	123	23.432	203	19.316	164	
4	1:30.548	47.553	122	23.654	198	19.341	166		12	1:30.132	47.280	123	23.557	202	19.295	166	
5	1:30.346	47.261	123	23.597	200	19.488	164		13	1:41.581	47.450	123	23.495	202	30.636	163	
6	1:41.779	54.569	104	27.011	182	20.199	164		14	1:30.560	47.528	123	23.643	201	19.389	165	
7	1:30.279	47.299	122	23.595	200	19.385	165		15	1:47.590	51.638	118	25.456	178	30.496		
8	1:43.262	50.000	118	24.964	189	28.298											

11	Hendrik Grapp, DEU ,									theoretical besttime: 1:29.683							
1	7:24.265	6:23.746	56	34.486	134	26.033	147		9	5:23.837	4:36.891	97	27.245	188	19.701	165	
2	1:39.437	52.927	118	26.232	176	20.278	162		10	1:30.354	47.392	122	23.619	200	19.343	165	
3	1:30.663	47.630	122	23.691	199	19.342	163		11	1:29.846	<i>46.991</i>	122	23.637	200	19.218	165	
4	1:30.564	47.353	122	23.832	198	19.379	163		12	1:29.922	47.057	121	23.474	202	19.391	166	
5	1:41.813	56.799	114	25.521	197	19.493	163		13	1:29.922	47.090	120	23.566	198	19.266	165	
6	1:30.272	47.453	122	23.580	201	19.239	164		14	1:29.995	47.084	122	23.573	199	19.338	163	
7	1:32.684	47.259	121	23.635	199	21.790	157										
8	1:46.019	50.169	118	25.215	192	30.635											

14	Giorgio Maggi, CHE ,									theoretical besttime: 1:31.901							
1	4:19.816	3:26.409	104	30.258	148	23.149	138		8	1:41.799	48.313	119	24.126	199	29.360		
2	1:43.192	55.760	109	27.065	191	20.367	162		9	9:07.095	8:16.521	113	28.038	156	22.536	144	
3	1:34.273	49.593	118	24.509	195	20.171	162		10	1:36.636	51.057	117	24.537	197	21.042	163	
4	1:32.400	47.995	120	24.224	197	20.181	162		11	1:32.043	48.095	120	24.051	199	19.897	163	
5	1:36.697	51.950	118	24.363	198	20.384	159		12	1:32.213	48.045	119	24.084	197	20.084	161	
6	1:32.315	48.282	118	24.031	198	20.002	162		13	1:32.189	48.194	117	24.085	197	19.910	163	
7	1:32.761	48.067	119	24.009	199	20.685	162										

15	Alessio Picariello, BEL ,									theoretical besttime: 1:29.220							
1	7:46.983	7:01.725	118	24.596	192	20.662	160		7	1:38.898	47.158	123	23.468	203	28.272		
2	1:32.299	48.871	121	23.958	198	19.470	164		8	7:11.789	6:27.069	119	24.953	194	19.767	165	
3	1:29.369	46.953	122	23.311	202	19.105	166		9	1:29.494	46.980	123	23.337	202	19.177	166	
4	1:30.567	46.952	123	23.324	204	20.291	149		10	1:29.342	46.958	124	23.265	202	19.119	166	
5	1:36.707	52.227	118	25.013	194	19.467	166		11	1:29.249	<i>46.850</i>	124	23.287	202	19.112	166	
6	1:29.525	46.980	124	23.364	203	19.181	166		12	1:40.640	48.858	118	24.259	198	27.523		



ADAC Formel Masters



Lap analysis Qualifying

Provisional

Nürburgring, Length: 3618 m

Air temperature: 32.5°C

Track temperature: 38.8°C

Weather condition: Dry

DMSB Reg. Nr.: 225/13
Deutscher Motor Sport Bund e.V.

Friday 2.8.2013 15:55

Lap	Time	SE1	SP1	SE2	SP2	SE3	SP3	TSP	Lap	Time	SE1	SP1	SE2	SP2	SE3	SP3	TSP
16	Jason Kremer, DEU ,								theoretical besttime: 1:29.744								
1	2:16.738	1:16.060	116	35.169	115	25.509	129		9	4:54.737	4:09.782	119	24.054	197	20.901	163	
2	1:38.054	53.350	122	24.436	196	20.268	165		10	2:00.213	57.500	107	30.591	153	32.122		
3	1:30.320	47.266	124	23.574	199	19.480	165		11	3:43.348	2:59.455	122	24.145	197	19.748	165	
4	1:31.042	47.195	122	23.543	200	20.304	167		12	1:33.032	47.396	123	23.539	202	22.097	167	
5	1:29.883	47.103	124	23.540	200	19.240	167		13	1:29.930	47.064	122	23.549	202	19.317	167	
6	1:44.490	59.750	101	24.840	182	19.900	165		14	1:29.744	46.998	122	23.518	202	19.228	168	
7	1:30.070	47.141	123	23.601	199	19.328	166		15	1:33.298	47.051	120	23.620	205	22.627	137	
8	1:39.058	47.055	123	23.732	201	28.271											

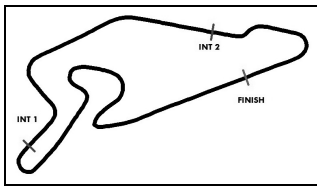
17	Fabian Schiller, DEU ,								theoretical besttime: 1:29.933								
1	3:19.029	2:35.039	121	24.017	196	19.973	163		6	1:30.049	47.095	124	23.582	200	19.372	165	
2	1:31.047	47.467	122	23.971	196	19.609	164		7	1:38.001	46.979	122	26.916	144	24.106	166	
3	1:43.838	58.786	97	25.461	194	19.591	165		8	1:36.815	48.909	117	26.794	166	21.112	165	
4	1:30.856	47.397	123	23.804	201	19.655	165										
5	1:30.218	47.242	122	23.598	200	19.378	165										

19	Kim Alexander Giersiepen, DEU ,								theoretical besttime: 1:30.976								
1	2:28.462	1:35.452	113	30.071	138	22.939	138		10	1:54.471	48.547	114	32.838	133	33.086		
2	1:42.557	53.517	120	25.662	155	23.378	148		11	3:14.026	2:28.499	124	23.941	199	21.586	154	
3	1:34.763	51.100	123	23.770	197	19.893	164		12	1:34.163	49.774	122	24.313	186	20.076	165	
4	1:31.711	48.055	125	23.905	198	19.751	164		13	1:31.534	47.740	123	23.781	200	20.013	158	
5	1:31.558	47.996	124	23.739	198	19.823	163		14	1:31.613	48.011	119	23.914	200	19.688	165	
6	1:33.681	47.812	124	23.698	199	22.171	134		15	1:31.043	47.630	123	23.658	200	19.755	165	
7	1:44.121	50.349	121	24.716	197	29.056			16	1:32.877	47.966	120	23.848	199	21.063	163	
8	3:33.251	2:49.403	123	23.998	198	19.850	163										
9	1:32.433	47.811	123	23.759	200	20.863	164										

22	Benedikt Gentgen, DEU ,								theoretical besttime: 1:30.833								
1	3:05.157	2:03.856	89	35.159	112	26.142	119		8	5:39.744	4:39.307	121	26.488	190	33.949		
2	1:52.474	58.715	121	30.166	139	23.593	115		9	5:40.913	4:55.500	120	25.106	190	20.307	163	
3	1:42.863	55.159	119	27.632	194	20.072	165		10	1:35.884	49.838	124	23.710	201	22.336	164	
4	1:36.905	48.512	125	26.365	154	22.028	164		11	1:31.604	48.040	125	23.559	201	20.005	164	
5	1:31.737	47.996	124	23.633	199	20.108	161		12	1:31.241	47.600	124	23.513	200	20.128	164	
6	1:31.592	47.897	125	23.663	199	20.032	163		13	1:31.211	47.854	124	23.637	199	19.720	165	
7	1:41.197	47.700	124	23.603	201	29.894											

23	Hannes Utsch, DEU ,								theoretical besttime: 1:31.489								
1	2:22.742	1:29.207	117	28.639	130	24.896	142		9	3:23.247	2:36.869	122	23.980	197	22.398	163	
2	1:41.726	56.318	120	24.272	194	21.136	158		10	1:40.326	48.310	124	23.799	199	28.217		
3	1:32.167	48.427	124	23.806	198	19.934	162		11	5:33.724	4:49.509	123	24.035	195	20.180	164	
4	1:32.380	48.756	123	23.726	200	19.898	164		12	1:32.247	48.259	124	23.888	200	20.100	165	
5	1:31.613	47.909	124	23.787	199	19.917	164		13	1:34.460	48.204	124	23.682	201	22.574	163	
6	1:31.998	48.119	123	23.712	200	20.167	163		14	1:59.732	48.309	122	23.784	200	47.639	97	
7	1:32.665	48.210	124	23.904	198	20.551	165		15	1:37.662	53.587	122	23.996	197	20.079	165	
8	1:38.848	48.008	123	23.740	200	27.100											

24	Stephane Kox, NLD ,								theoretical besttime: 1:30.404								
1	2:11.561	1:18.189	112	30.206	126	23.166	162		10	1:41.095	48.133	122	25.445	178	27.517		
2	1:39.008	50.037	112	26.417	155	22.554	164		11	5:57.107	5:07.642	121	27.426	146	22.039	160	
3	1:31.296	47.912	122	23.650	200	19.734	165		12	1:32.585	48.966	121	23.730	202	19.889	164	
4	1:31.195	47.565	120	23.966	199	19.664	167		13	1:30.853	47.443	122	23.681	202	19.729	165	
5	1:30.824	47.327	122	23.724	201	19.773	165		14	1:30.935	47.611	121	23.676	201	19.648	165	
6	1:31.154	47.625	121	23.903	201	19.626	165		15	1:31.057	47.577	121	23.672	201	19.808	165	
7	1:31.050	47.486	121	23.747	201	19.817	165		16	1:38.223	50.320	109	27.487	165	20.416	166	
8	1:30.791	47.649	121	23.580	202	19.562	165		17	1:31.089	47.262	121	23.766	200	20.061	165	
9	1:31.015	47.659	121	23.585	202	19.771	166										



ADAC Formel Masters

Lap analysis Qualifying

Provisional



Nürburgring, Length: 3618 m

Air temperature: 32.5°C

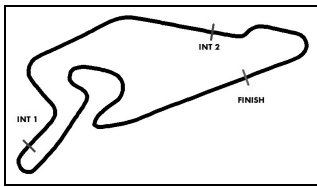
Track temperature: 38.8°C

Weather condition: Dry

DMSB Reg. Nr.: 225/13
Deutscher Motor Sport Bund e.V.

Friday 2.8.2013 15:55

Lap	Time	SE1	SP1	SE2	SP2	SE3	SP3	TSP	Lap	Time	SE1	SP1	SE2	SP2	SE3	SP3	TSP
26	Ralph Boschung, CHE ,								theoretical besttime: 1:29.580								
1	4:45.011	3:50.992	122	31.654	139	22.365	139		9	1:37.864	48.189	124	23.459	195	26.216		
2	1:40.408	57.149	121	23.817	199	19.442	166		10	5:33.441	4:49.528	106	24.261	201	19.652	164	
3	1:30.102	47.192	123	23.519	201	19.391	166		11	1:30.076	47.390	124	23.513	203	19.173	166	
4	1:29.859	47.075	123	23.548	201	19.236	165		12	1:29.813	47.162	124	23.477	202	19.174	166	
5	1:30.316	47.541	124	23.506	202	19.269	166		13	1:32.343	<i>47.006</i>	125	23.401	202	21.936	159	
6	1:32.812	47.258	122	23.457	203	22.097	162		14	1:34.566	51.555	123	23.617	201	19.394	166	
7	1:38.524	55.474	123	23.477	203	19.573	166		15	1:29.844	47.056	124	23.472	201	19.316	166	
8	1:30.819	47.404	124	23.445	202	19.970	147										



ADAC Formel Masters

Result List Qualifying 2nd Best



Provisional

Nürburgring, Length: 3618 m

Air temperature: 32.9°C

Track temperature: 39.1°C

Weather condition: Dry

DMSB Reg. Nr.: 225/13
Deutscher Motor Sport Bund e.V.

Friday 2.8.2013 15:55

started : 19 classified : 19 not classified : 0

	Drivers	Sponsor	Car	Lap	Best Time	Gap	Diff	Kph	Day Time
1	9 M.Günther		Formel ADAC powerd by Volksw.	12	1:29.279			145,9	16:24:48
2	15 A.Picariello		Formel ADAC powerd by Volksw.	10	1:29.342	0.063	0.063	145,8	16:22:15
3	7 N.Beer		Formel ADAC powerd by Volksw.	13	1:29.484	0.142	0.205	145,6	16:23:24
4	4 B.Visser		Formel ADAC powerd by Volksw.	9	1:29.776	0.292	0.497	145,1	16:21:25
5	26 R.Boschung		Formel ADAC powerd by Volksw.	15	1:29.844	0.068	0.565	145,0	16:25:25
6	16 J.Kremer		Formel ADAC powerd by Volksw.	5	1:29.883	0.039	0.604	144,9	16:03:26
7	3 M.Jensen		Formel ADAC powerd by Volksw.	4	1:29.904	0.021	0.625	144,9	16:07:32
8	11 H.Grapp		Formel ADAC powerd by Volksw.	12	1:29.922	0.018	0.643	144,8	16:23:29
9	5 I.Dontje		Formel ADAC powerd by Volksw.	4	1:30.021	0.099	0.742	144,7	16:08:14
10	6 M.Dienst	ADAC Nordbaden e.V.	Formel ADAC powerd by Volksw.	14	1:30.118	0.097	0.839	144,5	16:23:27
11	10 K.Schramm		Formel ADAC powerd by Volksw.	12	1:30.132	0.014	0.853	144,5	16:19:23
12	8 S.Riener		Formel ADAC powerd by Volksw.	6	1:30.207	0.075	0.928	144,4	16:07:52
13	17 F.Schiller		Formel ADAC powerd by Volksw.	5	1:30.218	0.011	0.939	144,4	16:04:35
14	2 C.O'Keeffe		Formel ADAC powerd by Volksw.	3	1:30.423	0.205	1.144	144,0	16:05:54
15	24 S.Kox		Formel ADAC powerd by Volksw.	5	1:30.824	0.401	1.545	143,4	16:03:24
16	22 B.Gentgen	ADAC Nordrhein e.V.	Formel ADAC powerd by Volksw.	12	1:31.241	0.417	1.962	142,8	16:24:01
17	19 K.Giersiepen	ADAC Westfalen Team Sport	Formel ADAC powerd by Volksw.	13	1:31.534	0.293	2.255	142,3	16:20:26
18	23 H.Utsch		Formel ADAC powerd by Volksw.	6	1:31.998	0.464	2.719	141,6	16:05:12
19	14 G.Maggi		Formel ADAC powerd by Volksw.	13	1:32.189	0.191	2.910	141,3	16:25:53

Qualifying Time: 1:38.305 Percent: 110%

Subject to final scrutineering!

Publications Time:

Clerk of the course:

Time Keeping: