

ADAC GT Masters

Results Free Practice 2

Provisional



Nürburgring, Length: 3618 m

Air temperature: 30.6°C

Track temperature: 43.7°C

Weather condition: Dry

DMSB Reg. Nr.: 225/13
Deutscher Motor Sport Bund e.V.

Friday 2.8.2013 12:00

started : 25 classified : 25 not classified : 0

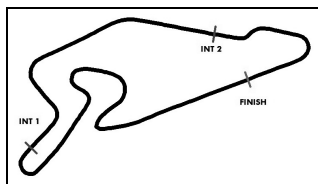
	Drivers	Team	Car	Lap	Best Time	Gap	Diff	Kph	Day Time
1	4 C.Engelhart/N.Armino	Team GW-Schütz	Porsche 911 GT3 R	11	1:26.319			150,9	12:32:23
2	14 F.Kechele/D.Schwager	Lambda Performance	Ford GT GT3	19	1:26.330	0.011	0.011	150,9	12:45:44
3	20 M.Sandritter/J.Müller	PIXUM Team Schubert	BMW Z4 GT3	24	1:26.411	0.092	0.081	150,7	12:56:07
4	12 S.Knap/J.den Boer	DB Motorsport	BMW Z4 GT3	19	1:26.563	0.244	0.152	150,5	12:42:55
5	18 T.Seiler(*G*)/J.Bleekemolen	Callaway Competition	Corvette Z06.R GT3	30	1:26.575	0.256	0.012	150,4	13:08:56
6	19 C.Hürtgen/D.Baumann	PIXUM Team Schubert	BMW Z4 GT3	12	1:26.616	0.297	0.041	150,4	12:32:09
7	10 M.Buhk/M.Götz	Polarweiss Racing	Mercedes Benz SLS AMG GT3	20	1:26.637	0.318	0.021	150,3	12:47:36
8	2 D.Alessi/D.Keilwitz	Callaway Competition	Corvette Z06.R GT3	11	1:26.665	0.346	0.028	150,3	12:31:09
9	3 A.Wirth/C.Hohenadel	Callaway Competition	Corvette Z06.R GT3	11	1:26.738	0.419	0.073	150,2	12:30:14
10	5 C.Nielsen(*G*)/S.Edwards	Farnbacher Racing	Porsche 911 GT3 R	12	1:26.764	0.445	0.026	150,1	12:31:14
11	11 A.Simonsen/S.Afanasiev	Polarweiss Racing	Mercedes Benz SLS AMG GT3	21	1:26.861	0.542	0.097	149,9	12:52:52
12	28 C.Jöns/M.Winkelhock	Prosperia C. Abt Racing	Audi R8 LMS Ultra	26	1:27.025	0.706	0.164	149,7	12:59:47
13	8 M.Christensen/R.Renauer	Tonino powered by Herberth Motors	Porsche 911 GT3 R	13	1:27.110	0.791	0.085	149,5	12:32:45
14	9 R.Bourdeaux(*G*)/A.Renauer	Tonino powered by Herberth Motors	Porsche 911 GT3 R	23	1:27.180	0.861	0.070	149,4	12:52:48
15	47 P.Green(*G*)/N.Kentenich	Vita4One Racing Team	BMW Z4 GT3	25	1:27.207	0.888	0.027	149,4	13:03:38
16	26 R.Frey/C.Haase	Prosperia C. Abt Racing	Audi R8 LMS Ultra	17	1:27.217	0.898	0.010	149,3	12:39:02
17	16 P.Geipel/F.Schmickler	THE BOSS YACO Racing	Audi R8 LMS Ultra	20	1:27.436	1.117	0.219	149,0	12:42:33
18	27 C.Mies/R.Rast	Prosperia C. Abt Racing	Audi R8 LMS Ultra	13	1:27.450	1.131	0.014	148,9	12:32:40
19	40 G.Beisel(*G*)/S.Barth	RWT Racing Team	Corvette Z06.R GT3	14	1:27.709	1.390	0.259	148,5	12:36:26
20	46 M.Matzke/D.Brown	Vita4One Racing Team	BMW Z4 GT3	22	1:27.723	1.404	0.014	148,5	12:55:02
21	7 J.Aeberhard/T.Pivoda	Farnbacher Racing	Porsche 911 GT3 R	13	1:27.745	1.426	0.022	148,4	12:31:20
22	1 S.Asch/F.Stoll	MS RACING	Audi R8 LMS Ultra	4	1:27.801	1.482	0.056	148,3	12:06:28
23	6 M.Farnbacher/P.Frommenwiler	Farnbacher Racing	Porsche 911 GT3 R	16	1:27.818	1.499	0.017	148,3	12:41:43
24	17 R.Lips(*G*)/L.Marionek	Callaway Competition	Corvette Z06.R GT3	27	1:28.035	1.716	0.217	148,0	12:57:32
25	100 A.Patel/D.Dobitsch	MS RACING	Audi R8 LMS Ultra	21	1:28.200	1.881	0.165	147,7	12:57:46

Subject to final scrutineering!

Publications Time:

Clerk of the course:

Time Keeping:



ADAC GT Masters

Lap Analysis Free Practice 2



Provisional

Nürburgring, Length: 3618 m

Air temperature: 31.2°C

Track temperature: 44.1°C

Weather condition: Dry

DMSB Reg. Nr.: 225/13
Deutscher Motor Sport Bund e.V.

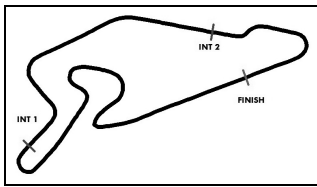
Friday 2.8.2013 12:00

Lap	Time	SE1	SP1	SE2	SP2	SE3	SP3	Lap	Time	SE1	SP1	SE2	SP2	SE3	SP3
1	Sebastian Asch, DEU/ Florian Stoll, DEU							theoretical besttime: 1:27.749							
1	2:04.022	1:19.865	128	23.915	229	20.242	183	5	1:28.253	46.144	132	22.773	231	19.336	186
2	1:28.964	46.751	132	23.014	231	19.199	185	6	1:34.466	46.343	131	22.860	233	25.263	
3	1:27.889	45.993	131	22.898	232	18.998	185	7	4:14.011	3:31.936	131	22.873	229	19.202	185
4	1:27.801	46.005	131	22.758	232	19.038	186								

2	Diego Alessi, ITA/ Daniel Keilwitz, DEU							theoretical besttime: 1:26.593							
1	1:45.927	1:01.064	123	24.371	223	20.492	193	18	1:31.421	46.352	127	22.424	243	22.645	195
2	1:44.229	49.839	71	26.863	166	27.527		19	1:27.673	46.212	131	22.488	243	18.973	191
3	1:56.330	1:09.258		25.378	116	21.694	194	20	1:27.330	46.020	127	22.477	244	18.833	193
4	1:38.244	51.644	124	24.169	236	22.431	194	21	1:32.503	46.150	127	22.830	241	23.523	
5	1:27.584	46.188	130	22.534	243	18.862	192	22	3:26.453	2:44.351	124	22.944	243	19.158	194
6	1:27.608	46.067	129	22.626	243	18.915	193	23	1:27.441	45.950	127	22.648		18.843	193
7	1:32.152	46.085	128	22.499	243	23.568		24	1:27.925	46.306	124	22.722	244	18.897	193
8	15:16.426	14:34.829	130	22.492	243	19.105	194	25	1:50.341	51.136	87	31.111	144	28.094	194
9	1:27.068	45.775	130	22.400	245	18.893	194	26	1:27.773	45.999		22.462	245	19.312	194
10	1:27.284	46.234	132	22.326	246	18.724	194	27	1:27.267	46.005	128	22.398		18.864	193
11	1:26.665	45.638	132	22.357	245	18.670	194	28	1:27.478	46.052	128	22.488	244	18.938	
12	1:32.887	45.755	131	23.023	245	24.109		29	1:27.577	46.178	125	22.508	244	18.891	192
13	5:24.908	4:43.493	132	22.368	245	19.047	194	30	1:27.719	46.022	129	22.526	245	19.171	190
14	1:27.421	46.276	132	22.285	245	18.860	194	31	1:29.471	47.890	125	22.645	244	18.936	194
15	1:27.012	45.841	132	22.435	245	18.736	194	32	1:27.416	45.958	128	22.545		18.913	193
16	1:31.754	45.941	130	22.438	245	23.375		33	1:42.408	47.322	117	27.237	1	27.849	
17	3:39.272	2:51.258	123	23.964	235	24.050									

3	Andreas Wirth, DEU/ Christian Hohenadel, DEU							theoretical besttime: 1:26.504							
1	2:42.341	1:52.161	122	28.832	144	21.348		17	1:27.859	46.650	130	22.403	244	18.806	194
2	1:41.965	50.991	125	24.283	220	26.691		18	1:33.832	46.063	130	22.463	244	25.306	
3	3:48.019	3:01.360	122	24.650	191	22.009	192	19	4:51.352	4:10.163	130	22.307	243	18.882	193
4	1:29.164	47.414	133	22.523	244	19.227	195	20	1:30.069	45.901	131	22.269	245	21.899	191
5	1:29.251	46.374	131	22.516	230	20.361	195	21	1:30.844	47.700	128	22.453	246	20.691	190
6	1:27.224	46.149	131	22.164	245	18.911	195	22	1:34.064	46.956	129	22.487	245	24.621	
7	1:27.261	46.046	131	22.279	244	18.936	195	23	3:27.663	2:44.852	130	22.679	244	20.132	194
8	1:36.060	47.793	128	23.329	240	24.938		24	1:27.960	46.370	131	22.412	247	19.178	196
9	11:35.838	10:53.221	110	22.838	242	19.779	194	25	1:27.147	46.009	130	22.345	246	18.793	196
10	1:30.386	46.742	115	24.267	243	19.377	194	26	1:27.015	45.953	132	22.298	247	18.764	196
11	1:26.738	45.732	134	22.217	245	18.789	195	27	1:26.895	45.935	131	22.268	246	18.692	196
12	1:26.934	45.875	131	22.289	246	18.770	195	28	1:35.124	46.345	132	23.378		25.401	
13	1:33.728	46.196	132	22.230	245	25.302		29	5:44.048	5:01.017	129	23.677	243	19.354	195
14	4:37.880	3:56.511	130	22.362	244	19.007		30	1:26.979	45.928	133	22.242	245	18.809	196
15	1:26.832	45.651	131	22.417	244	18.764	194	31	1:32.533	45.837	131	22.254	247	24.442	
16	1:27.256	45.924	133	22.643	244	18.689	194								

4	Christian Engelhart, DEU/ Nicolas Armindo, FRA							theoretical besttime: 1:26.301							
1	3:12.737	2:29.273	127	23.712	234	19.752	188	12	1:32.313	45.654	131	22.652	235	24.007	
2	1:27.716	46.198	131	22.608	236	18.910	188	13	18:29.762	17:46.707	130	24.001	230	19.054	187
3	1:27.814	46.184	130	22.550	235	19.080		14	1:27.375	45.948	132	22.750	234	18.677	
4	1:29.123	46.035	131	22.817	234	20.271	189	15	1:27.031	45.840	130	22.434	235	18.757	187
5	1:37.029	45.672	130	25.444	232	25.913		16	1:27.857	46.308	132	22.689	234	18.860	188
6	4:41.917	3:59.336	129	23.039	233	19.542	188	17	1:27.016	45.935	132	22.358	238	18.723	189
7	1:35.824	46.382	127	24.213	230	25.229		18	1:27.542	45.764		22.628	237	19.150	187
8	12:31.738	11:49.492	129	23.172	229	19.074	188	19	1:27.417	46.150	132	22.488	237	18.779	188
9	1:26.748	45.717	132	22.451	236	18.580	187	20	1:27.482	46.058	131	22.617	236	18.807	187
10	1:26.680	45.520	132	22.525	236	18.635	187	21	1:27.220	46.023	132	22.512	236	18.685	187
11	1:26.319	45.424	132	22.297	238	18.598	187	22	1:48.883	50.298	107	27.142	163	31.443	



ADAC GT Masters

Lap Analysis Free Practice 2



Provisional

Nürburgring, Length: 3618 m
 Air temperature: 31.2°C
 Track temperature: 44.1°C
 Weather condition: Dry

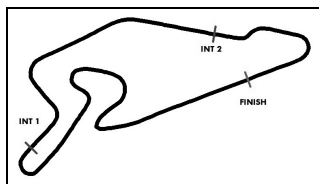
DMSB Reg. Nr.: 225/13
Deutscher Motor Sport Bund e.V.

Friday 2.8.2013 12:00

Lap	Time	SE1	SP1	SE2	SP2	SE3	SP3	Lap	Time	SE1	SP1	SE2	SP2	SE3	SP3
5 Christina Nielsen, DNK/ Sean Edwards, GBR								theoretical besttime: 1:26.641							
1	1:42.939	57.347	126	24.964	175	20.628	188	18	1:40.257	49.739	126	24.076	236	26.442	
2	1:28.972	46.723	131	22.879	235	19.370	189	19	4:22.477	3:34.253	100	25.894	205	22.330	183
3	1:28.105	46.240	130	22.719	237	19.146	189	20	1:31.797	48.947	131	22.695	237	20.155	186
4	1:27.809	46.131	130	22.721	236	18.957	188	21	1:29.205	46.708	131	22.842	237	19.655	188
5	1:33.198	46.178	131	22.609	236	24.411		22	1:29.578	46.641		23.204	237	19.733	188
6	5:51.559	5:08.200	131	24.045	207	19.314	189	23	1:29.016	46.622	132	22.897	236	19.497	188
7	1:31.137	45.792	132	25.680	219	19.665	189	24	1:31.623	46.792	133	22.696	238	22.135	187
8	1:48.073	52.405	110	27.609	188	28.059		25	1:30.232	47.510	132	23.251	238	19.471	189
9	9:59.425	9:17.031	130	22.874	235	19.520	188	26	1:28.862	46.485	132	22.715	239	19.662	190
10	1:26.920	45.974	132	22.328	238	18.618	188	27	1:29.738	46.685	132	22.854	239	20.199	188
11	1:29.332	47.382	129	22.658	238	19.292	189	28	1:28.669	46.867	132	22.540	238	19.262	188
12	1:26.764	45.788	132	22.394	239	18.582	190	29	1:29.091	46.395	132	23.159	237	19.537	187
13	1:27.115	45.731	131	22.349	240	19.035	189	30	1:31.848	47.339	129	23.627	225	20.882	188
14	1:34.111	47.193	127	22.702	236	24.216		31	1:33.128	47.855	130	23.050	235	22.223	188
15	4:24.291	3:40.427	131	23.020	235	20.844	187	32	1:32.248	48.174	131	24.539	225	19.535	
16	1:30.140	47.130	131	23.223	236	19.787	189	33	1:29.091	46.799	133	22.683	237	19.609	188
17	1:30.115	47.240	131	23.032	236	19.843	187	34	1:34.594	46.850	133	22.744	237	25.000	

Lap	Time	SE1	SP1	SE2	SP2	SE3	SP3	Lap	Time	SE1	SP1	SE2	SP2	SE3	SP3
6 Mario Farnbacher, DEU/ Philipp Frommenwiler, CHE								theoretical besttime: 1:27.571							
1	1:38.989	55.913	129	23.323	230	19.753	187	17	1:28.624	46.619	132	22.886	232	19.119	187
2	1:29.540	47.221	129	22.846	235	19.473	189	18	1:28.310	46.432	132	22.823	232	19.055	187
3	1:33.970	47.034	134	23.200	235	23.736		19	1:35.268	46.386	132	22.960	232	25.922	
4	4:38.845	3:53.490	127	25.217	220	20.138	184	20	4:04.937	3:23.088	133	22.639	235	19.210	188
5	1:31.034	46.394	131	24.257	187	20.383	186	21	1:28.977	46.364	133	23.032	237	19.581	187
6	1:28.775	46.281	130	23.167	232	19.327	185	22	1:28.202	46.295	131	22.620	237	19.287	188
7	1:28.422	46.449	131	22.740	233	19.233	185	23	1:28.401	46.345	132	22.849	236	19.207	189
8	1:28.688	46.050	130	23.178	231	19.460	186	24	1:32.798	46.023	132	22.786	237	23.989	
9	1:46.034	52.105	122	24.295	182	29.634		25	3:26.754	2:44.793	132	22.770	237	19.191	188
10	13:23.013	12:36.555	121	25.340	196	21.118	152	26	1:27.872	46.050	131	22.723	238	19.099	189
11	1:30.910	47.264	132	24.098	219	19.548	187	27	1:32.289	46.124	133	22.723	237	23.442	
12	1:32.306	45.962	128	22.774	228	23.570	181	28	3:07.980	2:25.805	132	22.995	235	19.180	189
13	1:35.464	47.517	130	22.783	232	25.164		29	1:28.471	46.464	133	22.674	237	19.333	187
14	3:41.840	2:57.371	107	25.089	230	19.380	186	30	1:28.036	46.207	131	22.720	236	19.109	189
15	1:27.888	46.107	131	22.654	233	19.127	186	31	1:28.173	46.275	135	22.608		19.290	188
16	1:27.818	46.166	131	22.651	233	19.001	186	32	1:33.492	46.819	127	22.792	237	23.881	

Lap	Time	SE1	SP1	SE2	SP2	SE3	SP3	Lap	Time	SE1	SP1	SE2	SP2	SE3	SP3
7 Jürg Aeberhard, CHE/ Tomas Pivoda, CZE								theoretical besttime: 1:27.569							
1	2:05.716	1:18.786	125	25.656		21.274	186	17	1:29.441	46.968	125	22.881	235	19.592	189
2	1:30.614	47.579	130	23.362	235	19.673		18	1:28.711	46.529	128	22.769	237	19.413	187
3	1:29.516	47.210	128	22.765	235	19.541	189	19	1:29.086	46.837	134	22.778	237	19.471	188
4	1:28.960	46.819	131	22.708	236	19.433	189	20	1:29.020	46.461	126	22.940	236	19.619	188
5	1:35.863	46.772	132	22.565	236	26.526		21	1:28.998	46.775	127	22.801	236	19.422	188
6	4:00.615	3:17.385	119	23.202	234	20.028	187	22	1:40.097	46.572	128	22.972	235	30.553	
7	1:29.015	46.623	129	22.935	234	19.457		23	4:51.353	4:08.578	129	23.276	234	19.499	189
8	1:28.685	46.415	131	22.832	235	19.438	188	24	1:31.988	47.150	130	24.019	193	20.819	187
9	1:45.579	48.720	120	27.411	179	29.448		25	1:27.918	46.111	130	22.559	239	19.248	189
10	10:01.465	9:18.929	129	23.018		19.518	187	26	1:27.962	46.157	132	22.600	239	19.205	189
11	1:28.271	46.483	134	22.584	236	19.204	188	27	1:28.777	<i>46.064</i>	132	22.952	237	19.761	189
12	1:27.986	46.248	133	22.557	238	19.181	190	28	1:37.164	46.332	130	22.855	237	27.977	
13	1:27.745	46.240	133	22.408	238	19.097	189	29	6:05.737	5:22.569	126	23.320	231	19.848	186
14	1:28.005	46.181	132	22.608	238	19.216	189	30	1:29.926	47.178	128	23.008	234	19.740	187
15	1:36.176	46.359	133	22.858	237	26.959		31	1:30.402	47.387	130	23.118	234	19.897	186
16	4:58.412	4:15.368	121	23.170	232	19.874	187	32	1:37.874	46.308	132	23.151	235	28.415	



ADAC GT Masters

Lap Analysis Free Practice 2



Provisional

Nürburgring, Length: 3618 m

Air temperature: 31.2°C

Track temperature: 44.1°C

Weather condition: Dry

DMSB Reg. Nr.: 225/13
Deutscher Motor Sport Bund e.V.

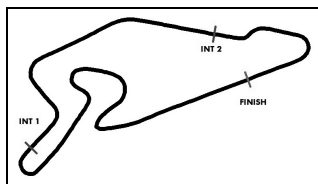
Friday 2.8.2013 12:00

Lap	Time	SE1	SP1	SE2	SP2	SE3	SP3	Lap	Time	SE1	SP1	SE2	SP2	SE3	SP3
8 Michael Christensen, DNK/ Robert Renauer, DEU								theoretical besttime: 1:26.926							
1	2:07.400	1:17.045	119	26.624	160	23.731	185	16	1:32.608	46.008	130	23.036	236	23.564	188
2	1:38.120	53.134	124	23.975	200	21.011	186	17	1:27.678	45.973	131	22.684	235	19.021	188
3	1:34.865	49.984	77	24.790	229	20.091	188	18	1:32.271	45.698	133	22.891	193	23.682	189
4	1:41.788	48.487	126	26.622	171	26.679		19	1:28.834	46.522	130	22.843	231	19.469	189
5	4:06.500	3:23.275	128	23.282	234	19.943	186	20	1:27.527	45.857	129	22.644	236	19.026	
6	1:28.694	46.973	130	22.693	236	19.028	188	21	1:34.263	46.658	130	22.662	237	24.943	
7	1:32.242	47.171	131	22.646	237	22.425	189	22	4:02.752	3:20.741	131	22.795		19.216	188
8	1:38.214	45.828	131	23.291	217	29.095		23	1:27.965	46.330	132	22.494	237	19.141	189
9	11:05.926	10:22.774	129	23.077	234	20.075	187	24	1:30.807	48.323	129	23.104	238	19.380	190
10	1:27.612	46.169	129	22.604	236	18.839	188	25	1:28.077	46.609	133	22.489	239	18.979	189
11	1:29.279	46.241	131	23.227	236	19.811	189	26	1:28.055	46.304	133	22.563	240	19.188	
12	1:27.253	45.928	133	22.402	238	18.923	189	27	1:28.315	46.252	131	22.906	238	19.157	189
13	1:27.110	45.765	131	22.519	238	18.826	189	28	1:27.924	46.380	133	22.519	238	19.025	189
14	1:33.573	45.977	132	23.065	237	24.531		29	1:38.240	47.254		23.448	233	27.538	
15	6:32.505	5:49.077	127	23.007	236	20.421									

9 Rene Bourdeaux, DEU/ Alfred Renauer, DEU								theoretical besttime: 1:27.012							
1	2:33.028	1:37.729	108	30.709	153	24.590	140	14	1:38.814	47.175	133	24.134	226	27.505	
2	1:50.450	57.484	115	29.539	192	23.427	148	15	5:06.138	4:21.511	122	24.431	235	20.196	191
3	1:43.066	55.230	122	26.585		21.251	175	16	1:27.669	46.229	134	22.424		19.016	191
4	1:52.274	53.974	128	26.261	157	32.039		17	1:27.343	45.878	135	22.356	240	19.109	191
5	1:48.669	1:05.697	129	23.085	238	19.887	190	18	1:27.237	45.814	133	22.405	240	19.018	191
6	1:29.485	47.073	133	22.799	239	19.613	189	19	1:37.499	46.018	133	22.624	240	28.857	
7	1:29.798	47.344		22.865	238	19.589	190	20	3:33.097	2:49.937	128	23.730	236	19.430	191
8	1:29.405	47.270	133	22.801	239	19.334	190	21	1:27.936	46.097	132	22.689	240	19.150	190
9	1:46.174	47.155	130	24.719	158	34.300		22	1:27.997	46.619	135	22.418	241	18.960	191
10	11:38.760	10:51.507	114	25.908	176	21.345	186	23	1:27.180	45.838	134	22.500	240	18.842	191
11	1:29.901	47.929	134	22.851	239	19.121	190	24	1:40.338	52.376	131	27.438	221	20.524	
12	1:28.191	46.405	134	22.672	240	19.114	190	25	1:37.065	45.945	133	22.789	237	28.331	
13	1:28.058	46.255	133	22.538	240	19.265	190								

10 Maximilian Buhk, DEU/ Maximilian Götz, DEU								theoretical besttime: 1:26.388							
1	2:58.968	2:16.029	127	23.155	232	19.784	188	16	1:27.784	46.229	132	22.736	236	18.819	190
2	1:28.523	46.537	132	22.747	235	19.239	190	17	1:33.327	46.800	132	22.799	238	23.728	
3	1:29.736	47.828	132	22.687	236	19.221	190	18	4:59.128	4:11.227	130	27.423	148	20.478	189
4	1:28.903	46.208	134	22.618	235	20.077	190	19	1:32.225	46.711	125	24.395	221	21.119	191
5	1:27.460	46.089	135	22.451	237	18.920	190	20	1:26.637	45.678	135	22.440	236	18.519	190
6	1:27.346	46.048	134	22.462	237	18.836	189	21	1:30.920	46.819	126	23.578	232	20.523	191
7	1:27.376	46.026	135	22.499	236	18.851	190	22	1:26.753	45.744	136	22.297	239	18.712	191
8	1:33.512	46.501	134	22.786	237	24.225		23	1:30.941	45.572	135	24.279	187	21.090	190
9	14:17.298	13:35.259	130	22.677	236	19.362	190	24	1:32.690	45.759	131	22.402	239	24.529	
10	1:27.924	46.379	134	22.565	238	18.980	190	25	6:26.522	5:45.292	133	22.468	239	18.762	190
11	1:27.450	45.961	133	22.517	238	18.972	190	26	1:26.806	45.712		22.382	239	18.712	191
12	1:28.203	46.372	130	22.624	238	19.207	190	27	1:27.225	46.050	135	22.326	239	18.849	191
13	1:28.719	46.419	135	22.471	240	19.829	190	28	1:27.083	45.946	133	22.387	238	18.750	
14	1:37.385	51.899	117	24.882	197	20.604	189	29	1:27.604	46.158	132	22.430	238	19.016	191
15	1:28.000	46.489	134	22.465	237	19.046	190	30	1:32.851	46.571	134	22.546	238	23.734	

11 Andreas Simonsen, SWE/ Sergey Afanasiev, RUS								theoretical besttime: 1:26.741							
1	2:35.593	1:51.467	128	23.912	232	20.214	188	17	9:31.076	8:44.305	108	25.880	196	20.891	186
2	1:29.859	47.384	131	23.080	234	19.395	188	18	1:30.965	46.798	132	22.744	227	21.423	189
3	1:28.650	46.749	132	22.714	235	19.187	189	19	1:27.357	46.075	133	22.506	236	18.776	188
4	1:31.658	46.580	132	22.685	236	22.393	189	20	1:27.346	45.945	134	22.823	235	18.578	189
5	1:28.963	46.445	131	22.949	234	19.569	189	21	1:26.861	45.751	133	22.476	237	18.634	189
6	1:28.392	46.444	132	22.776	236	19.172	189	22	1:28.971	46.049	132	23.528	212	19.394	190
7	1:28.327	46.477	132	22.669	236	19.181	189	23	1:31.626	45.877	132	22.650	236	23.099	
8	1:34.905	46.575	133	22.643	237	25.687		24	4:48.892	3:58.769	131	22.518	238	27.605	189
9	14:00.512	13:17.508	129	23.067	235	19.937	187	25	1:27.768	46.145	133	22.619	238	19.004	190
10	1:28.228	46.505	134	22.667	236	19.056	188	26	1:27.539	46.163	134	22.412	238	18.964	189



ADAC GT Masters

Lap Analysis Free Practice 2



Provisional

Nürburgring, Length: 3618 m

Air temperature: 31.2°C

Track temperature: 44.1°C

Weather condition: Dry

DMSB Reg. Nr.: 225/13
Deutscher Motor Sport Bund e.V.

Friday 2.8.2013 12:00

Lap	Time	SE1	SP1	SE2	SP2	SE3	SP3	Lap	Time	SE1	SP1	SE2	SP2	SE3	SP3
11	1:28.225	46.377	135	22.731	237	19.117	189	27	1:27.759	46.244	134	22.472	237	19.043	189
12	1:27.932	46.043	133	22.991	237	18.898	189	28	1:27.778	46.164	133	22.568	237	19.046	189
13	1:27.992	46.372	133	22.716	238	18.904	188	29	1:27.729	46.215	131	22.621	237	18.893	189
14	1:28.015	46.366	133	22.648	237	19.001		30	1:29.219	47.135	133	22.890	237	19.194	189
15	1:27.995	46.403	130	22.673	236	18.919	188	31	1:35.056	46.717	134	22.631	238	25.708	
16	1:33.320	46.748	132	22.708	237	23.864									

12 Simon Knap, NLD/ Jeroen den Boer, NLD

theoretical besttime: 1:26.449

1	1:45.176	1:00.245	128	24.300	190	20.631	186	18	1:26.789	45.599	135	22.361	236	18.829	
2	1:29.925	47.448	132	23.011	232	19.466	186	19	1:26.563	45.454	135	22.166	237	18.943	191
3	1:28.295	46.696	131	22.595	234	19.004	189	20	1:28.830	46.923	133	22.646	236	19.261	191
4	1:28.186	46.183	133	22.669	234	19.334	189	21	1:33.803	46.155	134	22.377	236	25.271	
5	1:28.190	46.232	133	22.478	234	19.480	190	22	3:35.911	2:54.241	133	22.496	235	19.174	188
6	1:29.072	46.253	130	22.808	236	20.011		23	1:29.788	46.078	135	24.654	230	19.056	190
7	1:35.251	46.343	132	22.551	235	26.357		24	1:28.277	45.992	134	23.265	235	19.020	189
8	3:55.721	3:14.229	133	22.469	234	19.023	190	25	1:27.498	46.168	134	22.464	236	18.866	189
9	1:41.906	46.007	133	24.241	219	31.658		26	1:27.189	45.939	133	22.356	237	18.894	190
10	10:36.373	9:53.858	133	23.323		19.192	189	27	1:34.503	46.196	134	22.544	236	25.763	
11	1:27.665	46.285	134	22.450	237	18.930		28	4:58.789	4:17.370	130	22.461	237	18.958	190
12	1:30.551	48.673	134	22.479	237	19.399	190	29	1:30.338	48.852	133	22.590	236	18.896	189
13	1:28.039	46.561	134	22.510	237	18.968	191	30	1:28.104	46.157	133	22.391	236	19.556	189
14	1:27.550	46.038		22.485	237	19.027	190	31	1:27.413	46.143	133	22.424	236	18.846	190
15	1:36.753	46.761	135	22.700	236	27.292		32	1:27.817	46.345	132	22.412	236	19.060	189
16	3:59.180	3:16.016	134	22.788	206	20.376		33	1:37.470	47.601	133	22.916	236	26.953	
17	1:33.713	46.466	135	27.467	195	19.780	190								

14 Frank Kechele, DEU/ Dominik Schwager, BEL

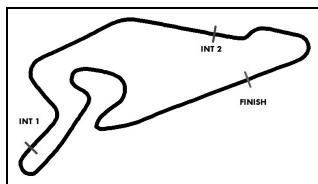
theoretical besttime: 1:26.324

1	3:48.739	3:02.037	127	23.590	233	23.112	189	18	1:27.407	45.335	135	23.194	235	18.878	189
2	1:29.743	46.928	130	23.107	236	19.708	188	19	1:26.330	45.247	134	22.281	236	18.802	190
3	1:28.329	46.467	132	22.749	234	19.113	187	20	1:32.361	45.711	126	22.605	236	24.045	
4	1:28.170	45.979	132	22.723	236	19.468	189	21	4:14.380	3:31.801	129	23.307	237	19.272	186
5	1:27.705	45.888	133	22.733	236	19.084	190	22	1:27.736	45.725	131	22.610	236	19.401	190
6	1:33.602	46.163	126	22.933	236	24.506		23	1:27.388	45.695	133	22.579	236	19.114	190
7	2:48.419	2:06.122	130	22.897	235	19.400	189	24	1:35.396	45.607	133	22.510	237	27.279	
8	1:28.194	46.084	130	22.843		19.267	189	25	3:27.788	2:45.904	132	22.852	236	19.032	188
9	1:45.255	52.629	118	24.301	234	28.325		26	1:27.154	45.597	135	22.570	238	18.987	190
10	10:50.803	10:06.296	126	23.299	232	21.208	190	27	1:26.815	45.466	136	22.475	239	18.874	188
11	1:27.597	46.090	133	22.568	237	18.939	189	28	1:26.829	45.453	136	22.397	238	18.979	187
12	1:27.381	45.780	132	22.539		19.062	190	29	1:26.935	45.450	134	22.589	237	18.896	191
13	1:27.389	45.979	133	22.521	237	18.889	189	30	1:32.505	45.485	132	22.590	237	24.430	
14	1:35.192	46.768	130	22.598	238	25.826		31	2:51.332	2:09.473	132	22.802	236	19.057	188
15	5:41.663	4:54.704	123	24.281	231	22.678	190	32	1:27.069	45.369	134	22.595	237	19.105	188
16	1:27.123	45.659	132	22.528		18.936	189	33	1:34.200	47.338	131	22.881	237	23.981	
17	1:34.840	45.448	133	22.275	237	27.117	189								

16 Philip Geipel, DEU/ Frank Schmickler, DEU

theoretical besttime: 1:27.436

1	2:17.416	1:23.935	112	29.864	151	23.617	163	20	1:27.436	45.865	131	22.589	230	18.982	185
2	1:38.649	53.487	124	24.884	226	20.278	182	21	1:27.829	46.119	133	22.650	229	19.060	185
3	1:31.070	47.615	128	23.328	229	20.127	185	22	1:32.890	46.233	131	22.769	229	23.888	
4	1:29.938	47.087	128	23.110	229	19.741	185	23	4:31.659	3:46.946	125	24.417	201	20.296	184
5	1:30.024	46.824	128	23.130	230	20.070	184	24	2:36.681	46.917	129	1:28.596	201	21.168	183
6	1:32.368	49.245	127	23.318		19.805	184	25	1:34.528	49.518	128	24.667	211	20.343	185
7	1:30.269	47.691	128	23.038	231	19.540	184	26	1:29.578	46.630	132	23.233	232	19.715	186
8	1:29.359	47.035	129	22.922	230	19.402	185	27	1:29.899	47.537	128	23.058	232	19.304	186
9	1:29.666	47.004	130	23.102	230	19.560	184	28	1:28.898	46.704	129	22.906	232	19.288	185
10	1:47.289	46.804	130	27.908	170	32.577		29	1:28.813	46.556	129	22.876	233	19.381	185
11	10:51.349	10:07.346	126	23.413	226	20.590	184	30	1:28.419	46.335	132	22.899	232	19.185	186
12	1:29.106	46.964		22.988	230	19.154	185	31	1:28.107	46.273	130	22.777	232	19.057	186
13	1:29.029	46.641	129	22.915		19.473	183	32	1:28.280	46.255	132	22.863	231	19.162	185
14	1:34.074	46.869	130	23.056	230	24.149		33	1:35.333	47.333	102	26.931	218	21.069	185
15	3:33.606	2:46.173	127	23.906	224	23.527	180	34	1:28.951	46.723	131	23.030	231	19.198	186



ADAC GT Masters

Lap Analysis Free Practice 2



Provisional

Nürburgring, Length: 3618 m

Air temperature: 31.2°C

Track temperature: 44.1°C

Weather condition: Dry

DMSB Reg. Nr.: 225/13
Deutscher Motor Sport Bund e.V.

Friday 2.8.2013 12:00

Lap	Time	SE1	SP1	SE2	SP2	SE3	SP3	Lap	Time	SE1	SP1	SE2	SP2	SE3	SP3
16	1:29.115	46.774	131	22.854	228	19.487	184	35	1:28.754	46.674	131	22.826	232	19.254	184
17	1:27.927	46.220	132	22.658	229	19.049	185	36	1:28.717	46.587	131	22.806	232	19.324	186
18	1:27.888	46.219	132	22.660	230	19.009	186	37	1:46.540	55.638	129	23.590	231	27.312	
19	1:28.078	45.992	132	22.690	231	19.396	186								

17 Remo Lips, CHE/ Lennart Marioneck, DEU

theoretical besttime: 1:27.538

1	2:38.440	1:50.445	121	26.847	200	21.148	191	18	1:28.462	46.790	132	22.556	244	19.116	193
2	1:30.495	47.859	132	23.094	240	19.542	193	19	1:44.961	1:03.024	160	22.967	243	18.970	193
3	1:28.323	46.769	129	22.571	241	18.983	194	20	1:28.734	46.921	130	22.584	244	19.229	193
4	1:32.135	46.197	132	22.421		23.517	170	21	1:28.591	46.912	131	22.414	244	19.265	194
5	1:39.097	49.670	125	23.491	238	25.936		22	1:28.693	46.511	132	22.638	244	19.544	191
6	3:43.986	3:01.639	129	22.729	243	19.618	192	23	1:34.032	47.358	132	22.391	245	24.283	
7	1:28.759	47.005	130	22.604	243	19.150	193	24	3:40.935	2:58.366	128	22.983	243	19.586	193
8	1:28.627	46.742	130	22.706	244	19.179	176	25	1:28.927	46.816	128	22.854	242	19.257	193
9	1:46.292	54.374	115	24.418	220	27.500		26	1:28.192	46.640	130	22.474	245	19.078	193
10	10:04.241	9:21.582	129	22.754	240	19.905	194	27	1:28.035	46.416	134	22.538	245	19.081	194
11	1:28.631	47.061	132	22.441	245	19.129	194	28	1:32.864	46.686	128	22.565	244	23.613	
12	1:29.398	46.743	130	23.366	244	19.289	193	29	4:20.416	3:38.408	130	22.627	243	19.381	193
13	1:28.507	47.035	131	22.371	245	19.101	195	30	1:29.561	46.721	132	22.930	243	19.910	194
14	1:38.293	46.511	130	22.414	247	29.368		31	1:28.564	46.756	134	22.689	242	19.119	193
15	3:50.033	3:07.851	134	22.546	244	19.636	193	32	1:28.535	46.459	135	22.579	243	19.497	191
16	1:28.961	47.146	133	22.598	244	19.217	194	33	1:30.272	47.805	129	22.990	242	19.477	193
17	1:28.310	46.542	131	22.547		19.221	194	34	1:36.559	48.144	125	23.213	238	25.202	

18 Toni Seiler, CHE/ Jeroen Bleekemolen, NLD

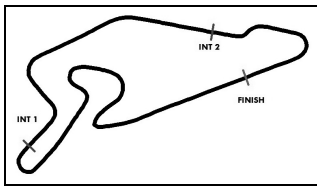
theoretical besttime: 1:26.534

1	2:49.315	2:05.114	120	23.678	240	20.523	192	17	1:28.897	46.913	133	22.585	243	19.399	194
2	1:32.645	46.822	130	25.864	239	19.959	195	18	1:28.955	46.597	127	22.797		19.561	194
3	1:27.145	45.859	130	22.448	240	18.838	193	19	1:28.514	46.773	124	22.579	243	19.162	194
4	1:27.923	45.687	133	22.159	245	20.077		20	1:28.528	46.646	127	22.549	244	19.333	194
5	1:26.759	45.618	131	22.167	245	18.974	194	21	1:57.964	1:03.724	106	24.775	218	29.465	
6	1:36.462	47.318	128	22.956	244	26.188		22	4:42.579	3:53.680	100	26.971	219	21.928	194
7	4:06.279	3:18.928	124	25.881	219	21.470	194	23	1:29.057	47.100	124	22.495	245	19.462	195
8	1:39.964	45.730	131	23.797	212	30.437		24	1:27.745	46.409	125	22.383	246	18.953	195
9	11:22.688	10:32.393	110	27.290	175	23.005	186	25	1:27.827	46.148	127	22.486	246	19.193	192
10	1:29.322	46.941	125	22.825	243	19.556		26	1:38.840	47.060	125	22.761	226	29.019	
11	1:28.869	47.005	130	22.482		19.382	192	27	3:00.623	2:16.906	125	23.602	242	20.115	195
12	1:28.513	46.918	127	22.568	244	19.027	192	28	2:03.564	1:20.848	117	23.510	243	19.206	
13	1:32.398	47.196		22.499	244	22.703	192	29	1:27.129	45.905	132	22.301	245	18.923	194
14	1:47.991	51.440	111	25.387	200	31.164		30	1:26.575	45.537	131	22.187	246	18.851	194
15	5:33.574	4:48.903	116	24.566	234	20.105	192	31	1:34.679	47.024	126	22.915	245	24.740	
16	1:29.118	46.992	125	22.828	241	19.298	191								

19 Claudia Hürtgen, DEU/ Dominik Baumann, AUT

theoretical besttime: 1:26.603

1	2:37.728	1:46.031	112	29.096	190	22.601	170	17	1:27.925	46.281	133	22.588	233	19.056	
2	1:41.966	54.267	118	25.965	184	21.734	185	18	1:27.737	46.107	132	22.525	234	19.105	187
3	1:30.670	47.250	130	23.494	210	19.926	185	19	1:28.246	46.114	132	22.555	237	19.577	156
4	1:29.398	46.634	129	22.893	231	19.871	186	20	1:33.763	47.482	129	22.680		23.601	
5	1:34.136	46.760	129	22.939	233	24.437		21	4:53.407	4:11.062	126	23.212	233	19.133	185
6	4:02.119	3:14.803	105	26.109	222	21.207	184	22	1:29.254	46.448	129	22.559	238	20.247	187
7	1:36.837	53.916	125	23.241		19.680	187	23	1:27.787	46.329	133	22.512	235	18.946	186
8	1:46.889	45.860	131	29.148	167	31.881		24	1:27.766	46.218	132	22.538	237	19.010	186
9	11:29.068	10:46.907	130	22.941	231	19.220	187	25	1:27.531	45.956	131	22.762	235	18.813	186
10	1:27.220	45.874	130	22.503	233	18.843	188	26	1:33.095	46.048	130	22.670	236	24.377	
11	1:26.767	45.685	132	22.408	236	18.674	188	27	5:03.455	4:07.782	95	33.734	157	21.939	186
12	1:26.616	45.578	131	22.351	235	18.687	188	28	1:27.512	46.119	130	22.548	233	18.845	187
13	1:32.519	45.881	132	22.563	234	24.075		29	1:27.476	45.940	129	22.546	233	18.990	186
14	3:45.254	3:02.810	129	23.093	232	19.351	187	30	1:27.300	45.959	130	22.522	232	18.819	187
15	1:28.037	46.330	133	22.647	235	19.060	187	31	1:29.083	47.609	130	22.541	232	18.933	186
16	1:27.850	46.294	131	22.538	232	19.018	188	32	1:34.065	47.471	130	22.739	232	23.855	



ADAC GT Masters

Lap Analysis Free Practice 2



Provisional

Nürburgring, Length: 3618 m

Air temperature: 31.2°C

Track temperature: 44.1°C

Weather condition: Dry

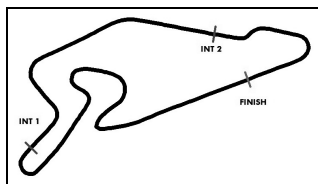
DMSB Reg. Nr.: 225/13
Deutscher Motor Sport Bund e.V.

Friday 2.8.2013 12:00

Lap	Time	SE1	SP1	SE2	SP2	SE3	SP3	Lap	Time	SE1	SP1	SE2	SP2	SE3	SP3
20 Max Sandritter, DEU/ Jörg Müller, DEU								theoretical besttime: 1:26.350							
1	2:49.570	2:05.927	125	23.479	228	20.164	186	18	1:28.810	46.753	130	22.663	232	19.394	189
2	1:39.707	47.983	98	26.399	231	25.325	186	19	1:33.243	49.671	127	23.583	232	19.989	189
3	1:28.519	46.690	128	22.794	231	19.035	186	20	1:33.176	46.485	129	22.803	233	23.888	
4	1:28.756	46.411	131	22.504	233	19.841	187	21	3:53.964	3:07.302	125	23.091	195	23.571	187
5	1:34.352	46.278	128	22.542	236	25.532		22	1:28.295	46.831	130	22.442	234	19.022	188
6	3:20.717	2:37.537	127	23.791	235	19.389	187	23	1:26.791	45.829	130	22.284	236	18.678	187
7	1:28.907	46.847	129	22.929	235	19.131	187	24	1:26.411	45.596	132	22.279	235	18.536	188
8	1:29.478	46.798	128	23.039	232	19.641	171	25	1:26.455	45.535	130	22.336	238	18.584	188
9	1:45.818	53.014	123	25.257	213	27.547		26	1:32.419	45.614	129	22.391	235	24.414	
10	9:50.941	9:08.568	131	22.990	233	19.383	188	27	3:46.494	3:04.691	132	22.469	235	19.334	190
11	1:28.234	46.564	132	22.668		19.002	188	28	1:27.616	45.914	131	22.512	235	19.190	188
12	1:29.266	46.951	129	22.810	235	19.505	187	29	1:28.273	46.213	129	22.848	233	19.212	189
13	1:28.773	47.007	122	22.689	233	19.077	187	30	1:27.611	46.050	131	22.607	233	18.954	
14	1:28.430	46.574	130	22.633	237	19.223	189	31	1:28.053	46.342	133	22.466	234	19.245	188
15	1:28.758	46.528	131	22.632	236	19.598	190	32	1:28.062	46.232	132	22.600	232	19.230	190
16	1:36.082	46.903	131	23.002	235	26.177		33	1:37.921	47.996	132	22.778	235	27.147	
17	7:20.646	6:38.354	130	22.829	233	19.463	188								

Lap	Time	SE1	SP1	SE2	SP2	SE3	SP3	Lap	Time	SE1	SP1	SE2	SP2	SE3	SP3
26 Rahel Frey, CHE/ Christopher Haase, DEU								theoretical besttime: 1:27.070							
1	2:00.777	1:17.400	127	23.737	229	19.640	185	19	1:33.539	46.184	132	22.836	230	24.519	
2	1:28.632	46.515	131	22.950	231	19.167	186	20	3:01.279	2:16.167	123	24.734	221	20.378	183
3	1:28.641	46.661	130	22.851	231	19.129	185	21	1:30.349	47.416	126	23.509	229	19.424	186
4	1:28.216	46.421	133	22.881	231	18.914	186	22	1:28.644	46.503	132	22.925	229	19.216	185
5	1:29.491	46.322	130	22.889		20.280	184	23	1:28.346	46.424	131	22.708	232	19.214	184
6	1:34.534	46.437	131	22.854	231	25.243		24	1:36.102	52.298	123	24.082	228	19.722	184
7	3:14.295	2:27.970	131	25.094	197	21.231	184	25	1:28.244	46.350	133	22.775	233	19.119	184
8	1:28.103	46.112	131	22.902	230	19.089	184	26	1:30.291	47.063	128	23.456	218	19.772	184
9	1:36.927	46.243	132	23.152	220	27.532		27	1:28.030	46.169	132	22.763	232	19.098	184
10	11:26.079	10:37.966	118	27.543	188	20.570	183	28	1:36.100	49.348	111	26.420	217	20.332	185
11	1:28.280	46.469	132	22.815	231	18.996	185	29	1:28.029	46.206	131	22.834	232	18.989	185
12	1:27.903	46.018	132	22.758	233	19.127	184	30	1:33.827	46.192	130	22.698	234	24.937	
13	1:33.770	46.483	133	22.822	232	24.465		31	5:39.432	4:53.862	94	25.788	228	19.782	184
14	2:54.097	2:08.682	131	23.790	228	21.625	183	32	1:28.492	46.300	131	22.921	231	19.271	185
15	1:27.741	46.050	132	22.769	230	18.922	184	33	1:28.211	46.183	132	22.830	232	19.198	185
16	1:27.240	45.806	132	22.691	231	18.743	185	34	1:28.575	46.229	133	22.999	232	19.347	184
17	1:27.217	45.683	132	22.774	230	18.760	184	35	1:38.398	49.276	122	23.770	222	25.352	
18	1:27.365	45.799	131	22.644	231	18.922	185								

Lap	Time	SE1	SP1	SE2	SP2	SE3	SP3	Lap	Time	SE1	SP1	SE2	SP2	SE3	SP3
27 Christopher Mies, DEU/ Rene Rast, DEU								theoretical besttime: 1:27.443							
1	2:14.105	1:19.696	109	32.774	119	21.635	183	16	1:33.212	46.163	131	22.599	232	24.450	
2	1:45.875	53.264	127	28.318	140	24.293	184	17	3:56.934	3:13.787	130	23.227	228	19.920	185
3	1:29.624	47.231	131	23.024	230	19.369	186	18	1:31.092	46.233	132	22.680	230	22.179	184
4	1:28.955	46.674	130	22.906	231	19.375		19	1:28.165	46.084	131	22.739	230	19.342	
5	1:29.267	46.521	130	22.842	232	19.904	185	20	1:27.996	46.131	131	22.740		19.125	184
6	1:29.198	46.786	130	23.016	232	19.396	184	21	1:33.682	46.146	132	22.806	230	24.730	
7	1:34.370	46.979	129	23.012	231	24.379		22	8:28.916	7:46.917	130	22.793	229	19.206	184
8	4:02.727	3:18.093		24.967	219	19.667	184	23	1:28.291	46.369	134	22.792	231	19.130	185
9	1:45.683	52.294	126	24.270	229	29.119		24	1:28.954	46.287	129	22.788	232	19.879	185
10	9:40.208	8:57.481	129	23.220	229	19.507	185	25	1:28.338	46.459	131	22.774	232	19.105	183
11	1:34.506	46.783	131	23.087	231	24.636		26	1:28.187	46.301	132	22.798	231	19.088	184
12	2:38.656	1:56.672	131	22.912	231	19.072	185	27	1:28.207	46.367	133	22.726	231	19.114	185
13	1:27.450	45.868	131	22.580	232	19.002	186	28	1:30.768	46.530	129	24.870	226	19.368	184
14	1:28.035	45.861	130	22.646	232	19.528	184	29	1:28.527	46.431	129	22.883	230	19.213	184
15	1:34.172	47.824	124	24.844	205	21.504	185	30	1:42.835	47.716	112	27.515	160	27.604	



ADAC GT Masters

Lap Analysis Free Practice 2



Provisional

Nürburgring, Length: 3618 m

Air temperature: 31.2°C

Track temperature: 44.1°C

Weather condition: Dry

DMSB Reg. Nr.: 225/13
Deutscher Motor Sport Bund e.V.

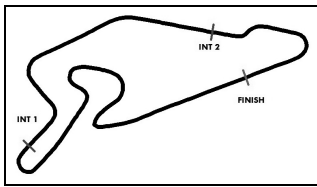
Friday 2.8.2013 12:00

Lap	Time	SE1	SP1	SE2	SP2	SE3	SP3	Lap	Time	SE1	SP1	SE2	SP2	SE3	SP3
28	Christer Jöns, DEU/ Markus Winkelhock, DEU							theoretical besttime: 1:26.922							
1	2:02.726	1:13.165	107	28.143	184	21.418	183	16	4:04.765	3:19.359	108	25.514	229	19.892	185
2	1:36.062	47.685	128	26.126	180	22.251	185	17	1:28.620	46.478	131	22.760	230	19.382	186
3	1:28.553	46.464	130	22.810	230	19.279	183	18	1:28.349	46.389	132	22.741	231	19.219	185
4	1:28.126	46.130	130	22.752	230	19.244	184	19	1:28.060	46.242	133	22.871	230	18.947	186
5	1:33.269	46.971	128	25.115	181	21.183	184	20	1:27.815	46.162	132	22.751	231	18.902	186
6	1:27.597	45.992	130	22.646	231	18.959	184	21	1:28.102	46.293	128	22.713	231	19.096	186
7	1:33.557	46.103	133	22.557	231	24.897		22	1:36.805	47.708	126	23.217	233	25.880	
8	15:55.162	15:12.654	127	23.119	227	19.389		23	4:43.600	3:57.785	128	23.008	230	22.807	184
9	1:28.275	46.376	130	22.852	230	19.047	184	24	1:40.014	46.949	123	31.557	199	21.508	186
10	1:27.478	45.899	131	22.628	232	18.951	184	25	1:27.253	45.824	132	22.503	233	18.926	186
11	1:27.764	46.061	131	22.644	232	19.059	184	26	1:27.025	45.735	133	22.449	233	18.841	187
12	1:27.791	46.120	131	22.687	231	18.984	185	27	1:45.484	48.458	90	30.239	222	26.787	
13	1:28.249	46.246	130	22.762	231	19.241	185	28	7:47.412	7:05.649	130	22.686	230	19.077	185
14	1:28.008	46.149	130	22.808	230	19.051	184	29	1:27.139	45.632	133	22.541	232	18.966	186
15	1:34.637	46.594	129	22.932	230	25.111		30	1:36.121	47.867	133	22.698		25.556	

40	Gerd Beisel, DEU/ Sven Barth, DEU							theoretical besttime: 1:27.696							
1	1:56.718	1:10.055	128	25.138	172	21.525	190	16	1:38.093	48.590	129	24.279	238	25.224	
2	1:30.624	47.992	129	22.841	235	19.791	189	17	7:04.116	6:19.400	128	23.768	234	20.948	189
3	1:36.049	50.986	116	23.908	198	21.155	193	18	1:31.372	48.103	131	23.299	240	19.970	191
4	1:28.353	46.479	134	22.472	242	19.402	193	19	1:31.652	47.612	130	23.169	242	20.871	185
5	1:27.964	46.262	132	22.474	242	19.228	193	20	1:32.241	48.543	127	23.352	242	20.346	190
6	1:35.310	48.068	131	22.585	243	24.657		21	1:30.916	47.553	128	23.086	243	20.277	192
7	3:38.777	2:56.957	132	22.596	242	19.224	192	22	1:31.837	48.461	129	23.197	243	20.179	190
8	2:15.976	46.111	133	57.159	117	32.706		23	1:31.668	47.772	126	23.467	242	20.429	190
9	11:55.680	11:09.939	130	24.782	188	20.959	192	24	1:41.589	50.077	125	23.485	243	28.027	
10	1:28.190	46.271	133	22.586	244	19.333	193	25	5:34.734	4:49.673	127	24.124	239	20.937	189
11	1:35.706	48.198	130	22.944	242	24.564		26	1:34.789	48.123	129	25.714	225	20.952	190
12	3:01.250	2:17.782	129	22.598	243	20.870	192	27	1:30.981	47.581	125	23.055		20.345	191
13	1:28.219	46.363	132	22.535	243	19.321	193	28	1:31.900	47.918	129	23.345	241	20.637	190
14	1:27.709	46.124	132	22.430	244	19.155	193	29	2:22.682	1:36.727	122	24.272	225	21.683	
15	1:28.167	46.411	130	22.494	244	19.262	194	30	1:43.504	48.617	123	23.585	215	31.302	

46	Martin Matzke, CZE/ Daniel Brown, GBR							theoretical besttime: 1:27.723							
1	1:47.640	1:02.285	122	24.558	226	20.797	185	16	1:30.960	47.618	126	23.188		20.154	186
2	1:30.859	47.849	132	23.416	231	19.594	187	17	1:29.657	46.986	131	23.027	232	19.644	187
3	1:29.485	46.993	132	23.172	232	19.320	188	18	1:30.195	47.709	130	22.971	234	19.515	187
4	1:29.368	47.191	131	22.934	232	19.243	187	19	1:34.947	47.427	131	22.931	233	24.589	
5	1:30.798	47.706	130	23.033	233	20.059	187	20	6:06.805	5:21.902	125	24.216	232	20.687	186
6	1:35.961	46.849	134	22.814	234	26.298		21	1:28.458	46.518	132	22.749	234	19.191	188
7	4:18.141	3:35.720	130	22.962	234	19.459	188	22	1:27.723	46.181	128	22.593	234	18.949	188
8	1:28.899	46.925	132	22.822	233	19.152	188	23	1:35.996	53.873	129	22.656	236	19.467	187
9	1:45.084	50.220	127	25.432	197	29.432		24	1:35.202	47.818	128	23.187	235	24.197	
10	10:13.604	9:28.842	130	24.490	216	20.272	188	25	3:48.688	3:06.368	131	22.709	236	19.611	187
11	1:32.014	46.952	133	22.954	234	22.108	187	26	1:28.871	46.539	133	22.977	237	19.355	188
12	1:28.977	47.120	133	22.812	235	19.045	187	27	1:28.008	46.322	133	22.648	235	19.038	
13	1:31.590	48.834	133	23.501	236	19.255	188	28	1:28.477	46.793	133	22.631	234	19.053	188
14	1:50.456	46.530	132	22.619	236	41.307		29	1:28.443	46.778	131	22.618	235	19.047	186
15	6:20.951	5:35.386	124	24.094	228	21.471	184	30	1:36.856	47.152	132	23.027	234	26.677	

47	Paul Green, DEU/ Niclas Kentenich, DEU							theoretical besttime: 1:27.047							
1	1:48.249	1:01.567	125	25.859	229	20.823	185	16	1:34.531	47.250	132	22.831	234	24.450	
2	1:31.294	48.112	131	23.501	231	19.681		17	3:23.724	2:41.566	132	22.750	233	19.408	188
3	1:30.223	47.581	131	23.203	232	19.439	188	18	1:28.250	46.467	132	22.620	234	19.163	189
4	1:29.742	47.350	131	23.218		19.174	189	19	1:28.276	46.447	132	22.628	234	19.201	188
5	1:30.419	47.101	133	23.149	233	20.169	188	20	1:33.164	46.708	130	22.689	233	23.767	
6	1:29.952	47.341	128	23.146	234	19.465	188	21	9:45.753	8:59.801	128	24.580	226	21.372	182
7	1:29.660	47.153	132	23.094	233	19.413	187	22	1:39.536	48.755	132	23.880	203	26.901	
8	1:29.775	47.197	130	23.049	233	19.529	187	23	2:59.499	2:14.848	132	24.034	124	20.617	188



ADAC GT Masters

Lap Analysis Free Practice 2



Provisional

Nürburgring, Length: 3618 m
 Air temperature: 31.2°C
 Track temperature: 44.1°C
 Weather condition: Dry

DMSB Reg. Nr.: 225/13
Deutscher Motor Sport Bund e.V.

Friday 2.8.2013 12:00

Lap	Time	SE1	SP1	SE2	SP2	SE3	SP3	Lap	Time	SE1	SP1	SE2	SP2	SE3	SP3
9	1:35.079	47.232	131	22.972	233	24.875		24	1:27.281	45.923	133	22.438	235	18.920	189
10	13:13.467	12:29.965	128	23.425	232	20.077	188	25	1:27.207	45.821	134	22.514	233	18.872	189
11	1:40.253	47.647	117	23.569	229	29.037		26	1:27.230	45.933	135	22.400	234	18.897	188
12	3:36.111	2:52.426	132	23.206	234	20.479	184	27	1:27.231	45.775	133	22.473	234	18.983	189
13	1:29.297	46.933	132	22.915	234	19.449	188	28	1:32.954	46.601	134	22.762	233	23.591	
14	1:29.043	46.862	130	22.844	234	19.337	188	29	2:15.350	1:33.753	132	22.552	234	19.045	187
15	1:28.857	46.703	129	22.797	233	19.357	188	30	1:34.879	46.289	132	22.724	235	25.866	

100 Aditya Patel, IND/ Daniel Dobitsch, AUT

theoretical besttime: 1:27.815

1	2:24.869	1:40.515	119	24.186	227	20.168	186	15	4:53.906	4:11.467	130	23.237		19.202	185
2	1:29.158	46.733	133	23.281	230	19.144	185	16	1:28.498	46.440	130	22.901	231	19.157	184
3	1:29.774	46.692	133	22.715	233	20.367	187	17	1:38.927	50.473	130	23.427	223	25.027	
4	1:28.851	46.853	132	22.737	231	19.261		18	4:07.005	3:19.256	127	24.932	198	22.817	181
5	1:40.565	46.928	132	24.805	202	28.832		19	1:30.544	47.318	127	23.102		20.124	186
6	18:47.000	18:03.025	129	23.901	227	20.074	183	20	1:29.276	46.533	131	22.956	233	19.787	189
7	1:31.690	47.775	128	24.544	228	19.371	185	21	1:28.200	46.009	133	22.759		19.432	189
8	1:29.648	46.533	133	23.659	232	19.456	184	22	1:31.222	47.461	130	23.692	220	20.069	188
9	1:30.072	47.402	125	23.359	231	19.311	186	23	1:29.052	46.472	134	22.750	236	19.830	186
10	1:34.439	46.325	131	22.803	234	25.311	181	24	1:28.778	46.448	133	22.676	235	19.654	188
11	1:36.118	46.912	124	23.402	231	25.804		25	1:28.734	46.594	132	22.662	234	19.478	188
12	3:04.815	2:21.726	132	23.573	229	19.516	186	26	1:28.654	46.309	132	22.878	232	19.467	187
13	1:29.361	47.125	133	22.876	233	19.360	186	27	2:04.351	55.477	83	33.733	153	35.141	
14	1:33.828	46.428	133	23.195	232	24.205									