

Ergebnis

ADAC Mini Bike Cup

2013

V6 Cheb

am

20.07.2013

Einsteigerklasse



Mini Bike - Cheb / CZ

Sorted on Best Lap time

Einsteigerklasse

Cheb 1,016 Km

Freies Training - Gruppe 1

20.7.2013 08:30

Practice started at 8:33:35

Pos	No.	Name	Nat/State	Class	Best Tm	Diff	Best Speed	In Lap
Einsteigerklasse NSF 100								
1	50	Ondrej Vostatek	CZE	Einsteigerklasse NSF 100	56.545		64,685	14
2	12	Noel Cosic	GER	Einsteigerklasse NSF 100	57.330	0.785	63,799	12
3	18	Max Zachmann	GER	Einsteigerklasse NSF 100	58.666	2.121	62,346	12
4	37	Marco Fetz	GER	Einsteigerklasse NSF 100	59.076	2.531	61,913	9
5	15	Paul Fröde	GER	Einsteigerklasse NSF 100	59.193	2.648	61,791	12
6	8	Lukas Franke	GER	Einsteigerklasse NSF 100	59.200	2.655	61,784	13
7	52	Petr Svoboda	CZE	Einsteigerklasse NSF 100	59.205	2.660	61,779	13
8	5	Benjamin Hagmaier	GER	Einsteigerklasse NSF 100	1:01.908	5.363	59,081	12
9	33	Max Graichen	GER	Einsteigerklasse NSF 100	1:21.592	25.047	44,828	1
10	10	Troy Bude	GER	Einsteigerklasse NSF 100			-	0
Einsteigerklasse NSR 50								
1	17	Micky Winkler	GER	Einsteigerklasse NSR 50	1:00.537		60,419	12
2	21	Elias Celik	GER	Einsteigerklasse NSR 50	1:00.749	0.212	60,208	13
3	22	Felix Schmidtsdorff	GER	Einsteigerklasse NSR 50	1:01.042	0.505	59,919	11
4	G89	Patryk Medwediuk	GER	Einsteigerklasse NSR 50	1:01.569	1.032	59,407	10
5	53	Michelangelo Frate	ITA	Einsteigerklasse NSR 50	1:01.857	1.320	59,130	13
6	G92	Lucas Kaminski	GER	Einsteigerklasse NSR 50	1:04.593	4.056	56,625	12
7	G81	Sven Ortkrass	GER	Einsteigerklasse NSR 50	1:06.154	5.617	55,289	12
8	G95	Alexander Josefson	GER	Einsteigerklasse NSR 50	1:14.087	13.550	49,369	10

Chief of Timing & Scoring: Ales Jakoubi

Orbits

Race Director: Frank Meier

www.mylaps.com

Licensed to: Autoklub CR



Mini Bike - Cheb / CZ

Einsteigerklasse

Freies Training - Gruppe 1

Practice started at 8:33:35

Cheb 1,016 Km

20.7.2013 08:30



Lap	Lap Tm	Diff	Time of Day
(50) Ondrej Vostatek			
1	1:09.946	+13.401	8:34:46.471
2	1:05.148	+8.603	8:35:51.619
3	1:01.050	+4.505	8:36:52.669
4	2:33.989	+1:37.444	8:39:26.658
5	1:00.636	+4.091	8:40:27.294
6	57.983	+1.438	8:41:25.277
7	58.256	+1.711	8:42:23.533
8	58.499	+1.954	8:43:22.032
9	58.495	+1.950	8:44:20.527
10	58.336	+1.791	8:45:18.863
11	57.532	+0.987	8:46:16.395
12	57.091	+0.546	8:47:13.486
13	1:00.226	+3.681	8:48:13.712
14	56.545		8:49:10.257

Lap	Lap Tm	Diff	Time of Day
(12) Noel Cosic			
1	1:11.593	+14.263	8:34:59.009
2	1:04.759	+7.429	8:36:03.768
3	1:00.734	+3.404	8:37:04.502
4	2:25.165	+1:27.835	8:39:29.667
5	1:02.363	+5.033	8:40:32.030
6	1:00.413	+3.083	8:41:32.443
7	1:00.260	+2.930	8:42:32.703
8	1:00.948	+3.618	8:43:33.651
9	59.148	+1.818	8:44:32.799
10	59.048	+1.718	8:45:31.847
11	57.957	+0.627	8:46:29.804
12	57.330		8:47:27.134
13	57.685	+0.355	8:48:24.819
14	58.616	+1.286	8:49:23.435

Lap	Lap Tm	Diff	Time of Day
(18) Max Zachmann			
1	1:16.014	+17.348	8:34:55.619
2	1:11.442	+12.776	8:36:07.061
3	1:06.641	+7.975	8:37:13.702
4	2:19.109	+1:20.443	8:39:32.811
5	1:07.102	+8.436	8:40:39.913
6	1:04.377	+5.711	8:41:44.290
7	1:02.394	+3.728	8:42:46.684
8	1:03.336	+4.670	8:43:50.020
9	1:04.055	+5.389	8:44:54.075
10	59.659	+0.993	8:45:53.734
11	58.806	+0.140	8:46:52.540
12	58.666		8:47:51.206
13	1:01.124	+2.458	8:48:52.330

Lap	Lap Tm	Diff	Time of Day
(37) Marco Fetz			
1	1:14.710	+15.634	8:34:52.541
2	1:08.451	+9.375	8:36:00.992
3	4:56.953	+3:57.877	8:40:57.945
4	1:06.587	+7.511	8:42:04.532
5	1:01.854	+2.778	8:43:06.386
6	1:31.158	+32.082	8:44:37.544
7	1:01.541	+2.465	8:45:39.085
8	59.994	+0.918	8:46:39.079
9	59.076		8:47:38.155

Lap	Lap Tm	Diff	Time of Day
(15) Paul Fröde			
1	1:18.406	+19.213	8:34:55.490
2	1:11.712	+12.519	8:36:07.202
3	1:06.619	+7.426	8:37:13.821
4	2:13.384	+1:14.191	8:39:27.205
5	1:02.829	+3.636	8:40:30.034
6	1:02.130	+2.937	8:41:32.164

Lap	Lap Tm	Diff	Time of Day
7	1:00.966	+1.773	8:42:33.130
8	1:02.020	+2.827	8:43:35.150
9	1:00.062	+0.869	8:44:35.212
10	59.898	+0.705	8:45:35.110
11	59.333	+0.140	8:46:34.443
12	59.193		8:47:33.636
13	1:23.551	+24.358	8:48:57.187

Lap	Lap Tm	Diff	Time of Day
(8) Lukas Franke			
1	1:16.252	+17.052	8:34:58.152
2	1:11.173	+11.973	8:36:09.325
3	1:04.620	+5.420	8:37:13.945
4	2:15.977	+1:16.777	8:39:29.922
5	1:04.486	+5.286	8:40:34.408
6	1:00.941	+1.741	8:41:35.349
7	59.513	+0.313	8:42:34.862
8	1:00.894	+1.694	8:43:35.756
9	1:00.354	+1.154	8:44:36.110
10	59.926	+0.726	8:45:36.036
11	59.347	+0.147	8:46:35.383
12	59.335	+0.135	8:47:34.718
13	59.200		8:48:33.918

Lap	Lap Tm	Diff	Time of Day
(52) Petr Svoboda			
1	1:10.624	+11.419	8:34:46.624
2	1:06.127	+6.922	8:35:52.751
3	1:03.425	+4.220	8:36:56.176
4	2:32.710	+1:33.505	8:39:28.886
5	1:03.066	+3.861	8:40:31.952
6	1:02.024	+2.819	8:41:33.976
7	1:00.018	+0.813	8:42:33.994
8	1:01.524	+2.319	8:43:35.518
9	59.969	+0.764	8:44:35.487
10	1:00.128	+0.923	8:45:35.615
11	59.273	+0.068	8:46:34.888
12	59.694	+0.489	8:47:34.582
13	59.205		8:48:33.787
14	59.555	+0.350	8:49:33.342

Lap	Lap Tm	Diff	Time of Day
(17) Micky Winkler			
1	1:17.951	+17.414	8:34:56.448
2	1:13.762	+13.225	8:36:10.210
3	1:07.041	+6.504	8:37:17.251
4	2:16.229	+1:16.229	8:39:34.017
5	1:07.585	+7.048	8:40:41.602
6	1:03.920	+3.383	8:41:45.522
7	1:02.577	+2.040	8:42:48.099
8	1:03.600	+3.063	8:43:51.699
9	1:05.270	+4.733	8:44:56.969
10	1:03.194	+2.657	8:46:00.163
11	1:03.762	+3.225	8:47:03.925
12	1:00.537		8:48:04.462
13	1:01.319	+0.782	8:49:05.781

Lap	Lap Tm	Diff	Time of Day
(21) Elias Celik			
1	1:17.383	+16.634	8:34:57.384
2	1:13.606	+12.857	8:36:10.990
3	1:08.026	+7.277	8:37:19.016
4	2:13.948	+1:13.199	8:39:32.964
5	1:08.132	+7.383	8:40:41.096
6	1:03.804	+3.055	8:41:44.900
7	1:28.009	+27.260	8:43:12.909
8	1:03.809	+3.060	8:44:16.718
9	1:02.588	+1.839	8:45:19.306
10	1:01.109	+0.360	8:46:20.415
11	1:00.965	+0.216	8:47:21.380

Lap	Lap Tm	Diff	Time of Day
12	1:00.923	+0.174	8:48:22.303
13	1:00.749		8:49:23.052

Lap	Lap Tm	Diff	Time of Day
(22) Felix Schmidtsdorf			
1	1:17.219	+16.177	8:34:56.264
2	1:12.764	+11.722	8:36:09.028
3	1:06.019	+4.977	8:37:15.047
4	2:15.372	+1:14.330	8:39:30.419
5	1:07.521	+6.479	8:40:37.940
6	1:03.648	+2.606	8:41:41.588
7	1:05.427	+4.385	8:42:47.015
8	1:03.489	+2.447	8:43:50.504
9	1:03.009	+1.967	8:44:53.513
10	1:01.701	+0.659	8:45:55.214
11	1:01.042		8:46:56.256
12	1:03.154	+2.112	8:47:59.410
13	1:01.540	+0.498	8:49:00.950

Lap	Lap Tm	Diff	Time of Day
(G89) Patryk Medwedziuk			
1	1:17.158	+15.589	8:34:58.825
2	1:12.705	+11.136	8:36:11.530
3	1:06.629	+5.060	8:37:18.159
4	2:13.381	+1:11.812	8:39:31.540
5	1:24.797	+23.228	8:40:56.337
6	1:05.935	+4.366	8:42:02.272
7	1:02.078	+0.509	8:43:04.350
8	1:02.184	+0.615	8:44:06.534
9	1:01.983	+0.414	8:45:08.517
10	1:01.569		8:46:10.086
11	1:02.509	+0.940	8:47:12.595
12	1:03.226	+1.657	8:48:15.821
13	1:01.726	+0.157	8:49:17.547

Lap	Lap Tm	Diff	Time of Day
(53) Michelangelo Frate			
1	1:19.060	+17.203	8:34:59.843
2	1:24.545	+22.688	8:36:24.388
3	1:11.820	+9.963	8:37:36.208
4	2:00.988	+59.131	8:39:37.196
5	1:11.044	+9.187	8:40:48.240
6	1:08.379	+6.522	8:41:56.619
7	1:03.972	+2.115	8:43:00.591
8	1:03.284	+1.427	8:44:03.875
9	1:03.006	+1.149	8:45:06.881
10	1:02.462	+0.605	8:46:09.343
11	1:02.415	+0.558	8:47:11.758
12	1:03.157	+1.300	8:48:14.915
13	1:01.857		8:49:16.772

Lap	Lap Tm	Diff	Time of Day
(5) Benjamin Hagmaier			
1	1:17.949	+16.041	8:34:56.755
2	1:12.427	+10.519	8:36:09.182
3	1:06.296	+4.388	8:37:15.478
4	2:12.967	+1:11.059	8:39:28.445
5	1:08.400	+6.492	8:40:36.845
6	1:04.329	+2.421	8:41:41.174
7	1:05.122	+3.214	8:42:46.296
8	1:05.179	+3.271	8:43:51.475
9	1:04.745	+2.837	8:44:56.220
10	1:03.456	+1.548	8:45:59.676
11	1:05.349	+3.441	8:47:05.025
12	1:01.908		8:48:06.933
13	1:02.749	+0.841	8:49:09.682

Lap	Lap Tm	Diff	Time of Day
(G92) Lucas Kaminski			
1	1:16.933	+12.340	8:35:00.199
2	1:13.541	+8.948	8:36:13.740

Chief of Timing & Scoring: Ales Jakoubi

Race Director: Frank Meier

Orbits

www.mylaps.com
Licensed to: Autoklub CR



Mini Bike - Cheb / CZ


Einsteigerklasse

Cheb 1,016 Km

Freies Training - Gruppe 1

20.7.2013 08:30

Practice started at 8:33:35



Lap	Lap Tm	Diff	Time of Day
3	1:08.950	+4.357	8:37:22.690
4	2:13.379	+1:08.786	8:39:36.069
5	1:10.657	+6.064	8:40:46.726
6	1:41.015	+36.422	8:42:27.741
7	1:07.870	+3.277	8:43:35.611
8	1:07.348	+2.755	8:44:42.959
9	1:06.174	+1.581	8:45:49.133
10	1:06.387	+1.794	8:46:55.520
11	1:05.442	+0.849	8:48:00.962
12	1:04.593		8:49:05.555

Lap	Lap Tm	Diff	Time of Day
-----	--------	------	-------------

Lap	Lap Tm	Diff	Time of Day
-----	--------	------	-------------

(G81) Sven Ortkrass

1	1:18.222	+12.068	8:35:02.344
2	1:19.267	+13.113	8:36:21.611
3	1:14.306	+8.152	8:37:35.917
4	2:04.392	+58.238	8:39:40.309
5	1:13.642	+7.488	8:40:53.951
6	1:13.705	+7.551	8:42:07.656
7	1:10.154	+4.000	8:43:17.810
8	1:08.113	+1.959	8:44:25.923
9	1:08.366	+2.212	8:45:34.289
10	1:07.552	+1.398	8:46:41.841
11	1:06.329	+0.175	8:47:48.170
12	1:06.154		8:48:54.324

(G95) Alexander Josefson

1	1:26.575	+12.488	8:35:16.831
2	1:22.238	+8.151	8:36:39.069
3	2:53.783	+1:39.696	8:39:32.852
4	1:18.504	+4.417	8:40:51.356
5	1:15.877	+1.790	8:42:07.233
6	1:14.829	+0.742	8:43:22.062
7	1:18.334	+4.247	8:44:40.396
8	1:14.773	+0.686	8:45:55.169
9	1:14.448	+0.361	8:47:09.617
10	1:14.087		8:48:23.704

(33) Max Graichen

1	1:21.592		8:35:07.184
2	4:05.420	+2:43.828	8:39:12.604



Mini Bike - Cheb / CZ

Sorted on Best Lap time

Einsteigerklasse

Cheb 1,016 Km

Freies Training - Gruppe 2

20.7.2013 08:50

Practice started at 8:51:57

Pos	No.	Name	Nat/State	Class	Best Tm	Diff	Best Speed	In Lap
Einsteigerklasse NSF 100								
1	20	Aaron Schäfer	GER	Einsteigerklasse NSF 100	57.135		64,017	15
2	G80	Mike Schorpp	GER	Einsteigerklasse NSF 100	58.052	0.917	63,006	15
3	16	Sophia Liebschner	GER	Einsteigerklasse NSF 100	59.108	1.973	61,880	11
4	11	Nicholas Niemann	GER	Einsteigerklasse NSF 100	59.130	1.995	61,857	14
5	4	Valentin Frühauf	GER	Einsteigerklasse NSF 100	59.366	2.231	61,611	11
6	29	Lucas Busch	GER	Einsteigerklasse NSF 100	59.953	2.818	61,008	13
7	23	Mauro Herget	GER	Einsteigerklasse NSF 100	1:00.651	3.516	60,306	11
8	2	Nina Castellano	GER	Einsteigerklasse NSF 100	1:19.260	22.125	46,147	1
9	1	Nicolas Czyba	GER	Einsteigerklasse NSF 100			-	0
10	7	Joshua Bauer	GER	Einsteigerklasse NSF 100			-	0

Einsteigerklasse NSR 50

1	27	Lucas Schaba	GER	Einsteigerklasse NSR 50	1:01.565		59,410	13
2	3	Nick Filler	GER	Einsteigerklasse NSR 50	1:08.692	7.127	53,246	12
3	G91	Mattes Hösch	GER	Einsteigerklasse NSR 50	1:08.695	7.130	53,244	4
4	51	Tristan Walch	AUT	Einsteigerklasse NSR 50	1:09.346	7.781	52,744	11
5	45	Til Urban	GER	Einsteigerklasse NSR 50	1:14.052	12.487	49,392	12
6	G85	Felix Ortkrass	GER	Einsteigerklasse NSR 50	1:18.850	17.285	46,387	5



Mini Bike - Cheb / CZ


Einsteigerklasse

Freies Training - Gruppe 2

Practice started at 8:51:57

Cheb 1,016 Km

20.7.2013 08:50



Lap	Lap Tm	Diff	Time of Day
(20) Aaron Schäfer			
1	1:15.784	+18.649	8:53:25.237
2	1:09.800	+12.665	8:54:35.037
3	1:08.179	+11.044	8:55:43.216
4	1:04.810	+7.675	8:56:48.026
5	1:00.701	+3.566	8:57:48.727
6	1:00.415	+3.280	8:58:49.142
7	1:00.563	+3.428	8:59:49.705
8	59.999	+2.864	9:00:49.704
9	59.970	+2.835	9:01:49.674
10	59.951	+2.816	9:02:49.625
11	57.969	+0.834	9:03:47.594
12	58.050	+0.915	9:04:45.644
13	57.475	+0.340	9:05:43.119
14	57.845	+0.710	9:06:40.964
15	57.135		9:07:38.099

Lap	Lap Tm	Diff	Time of Day
(G80) Mike Schorpp			
1	1:18.531	+20.479	8:53:28.813
2	1:13.098	+15.046	8:54:41.911
3	1:04.641	+6.589	8:55:46.552
4	1:03.893	+5.841	8:56:50.445
5	1:02.119	+4.067	8:57:52.564
6	1:00.438	+2.386	8:58:53.002
7	1:01.151	+3.099	8:59:54.153
8	59.784	+1.732	9:00:53.937
9	1:01.207	+3.155	9:01:55.144
10	1:00.623	+2.571	9:02:55.767
11	59.790	+1.738	9:03:55.557
12	1:00.010	+1.958	9:04:55.567
13	59.154	+1.102	9:05:54.721
14	58.846	+0.794	9:06:53.567
15	58.052		9:07:51.619

Lap	Lap Tm	Diff	Time of Day
(16) Sophia Liebschner			
1	1:29.499	+30.391	8:53:45.379
2	3:33.016	+2:33.908	8:57:18.395
3	1:16.416	+17.308	8:58:34.811
4	1:09.643	+10.535	8:59:44.454
5	1:05.231	+6.123	9:00:49.685
6	1:28.578	+29.470	9:02:18.263
7	1:05.178	+6.070	9:03:23.441
8	1:00.642	+1.534	9:04:24.083
9	1:00.506	+1.398	9:05:24.589
10	59.783	+0.675	9:06:24.372
11	59.108		9:07:23.480

Lap	Lap Tm	Diff	Time of Day
(11) Nicholas Niemann			
1	1:15.458	+16.328	8:53:26.602
2	1:08.946	+9.816	8:54:35.548
3	1:07.921	+8.791	8:55:43.469
4	1:04.795	+5.665	8:56:48.264
5	1:01.098	+1.968	8:57:49.362
6	1:01.206	+2.076	8:58:50.568
7	1:01.765	+2.635	8:59:52.333
8	1:00.437	+1.307	9:00:52.770
9	1:02.015	+2.885	9:01:54.785
10	1:44.253	+45.123	9:03:39.038
11	1:01.692	+2.562	9:04:40.730
12	1:00.647	+1.517	9:05:41.377
13	59.144	+0.014	9:06:40.521
14	59.130		9:07:39.651

Lap	Lap Tm	Diff	Time of Day
(4) Valentin Frühauf			
1	1:18.018	+18.652	8:53:22.412

Lap	Lap Tm	Diff	Time of Day
2	1:12.210	+12.844	8:54:34.622
3	1:10.727	+11.361	8:55:45.349
4	1:04.621	+5.255	8:56:49.970
5	1:03.476	+4.110	8:57:53.446
6	1:02.805	+3.439	8:58:56.251
7	1:36.783	+37.417	9:00:33.034
8	1:04.674	+5.308	9:01:37.708
9	1:00.327	+0.961	9:02:38.035
10	1:00.054	+0.688	9:03:38.089
11	59.366		9:04:37.455
12	1:02.195	+2.829	9:05:39.650
13	59.896	+0.530	9:06:39.546

Lap	Lap Tm	Diff	Time of Day
(29) Lucas Busch			
1	1:17.230	+17.277	8:53:24.478
2	1:10.405	+10.452	8:54:34.883
3	1:08.071	+8.118	8:55:42.954
4	1:05.694	+5.741	8:56:48.648
5	1:03.593	+3.640	8:57:52.241
6	1:02.594	+2.641	8:58:54.835
7	1:01.723	+1.770	8:59:56.558
8	1:02.518	+2.565	9:00:59.076
9	1:02.167	+2.214	9:02:01.243
10	1:01.241	+1.288	9:03:02.484
11	1:00.439	+0.486	9:04:02.923
12	1:00.626	+0.673	9:05:03.549
13	59.953		9:06:03.502
14	1:04.259	+4.306	9:07:07.761

Lap	Lap Tm	Diff	Time of Day
(23) Mauro Herget			
1	1:20.494	+19.843	8:53:28.577
2	1:11.079	+10.428	8:54:39.656
3	1:06.403	+5.752	8:55:46.059
4	1:05.392	+4.741	8:56:51.451
5	1:03.090	+2.439	8:57:54.541
6	1:02.827	+2.176	8:58:57.368
7	1:02.102	+1.451	8:59:59.470
8	1:52.823	+52.172	9:01:52.293
9	1:05.150	+4.499	9:02:57.443
10	1:01.625	+0.974	9:03:59.068
11	1:00.651		9:04:59.719
12	1:02.422	+1.771	9:06:02.141
13	1:05.113	+4.462	9:07:07.254

Lap	Lap Tm	Diff	Time of Day
(27) Lucas Schaba			
1	1:22.325	+20.760	8:53:26.727
2	1:15.126	+13.561	8:54:41.853
3	1:11.751	+10.186	8:55:53.604
4	1:08.429	+6.864	8:57:02.033
5	1:05.472	+3.907	8:58:07.505
6	1:03.909	+2.344	8:59:11.414
7	1:31.956	+30.391	9:00:43.370
8	1:04.598	+3.033	9:01:47.968
9	1:05.296	+3.731	9:02:53.264
10	1:02.210	+0.645	9:03:55.474
11	1:01.970	+0.405	9:04:57.444
12	1:02.801	+1.236	9:06:00.245
13	1:01.565		9:07:01.810

Lap	Lap Tm	Diff	Time of Day
(3) Nick Filler			
1	1:27.774	+19.082	8:53:33.696
2	1:22.077	+13.385	8:54:55.773
3	1:17.306	+8.614	8:56:13.079
4	1:14.891	+6.199	8:57:27.970
5	1:12.756	+4.064	8:58:40.726
6	1:12.737	+4.045	8:59:53.463

Lap	Lap Tm	Diff	Time of Day
7	1:12.015	+3.323	9:01:05.478
8	1:10.075	+1.383	9:02:15.553
9	1:09.658	+0.966	9:03:25.211
10	1:09.985	+1.293	9:04:35.196
11	1:10.472	+1.780	9:05:45.668
12	1:08.692		9:06:54.360
13	1:09.065	+0.373	9:08:03.425

Lap	Lap Tm	Diff	Time of Day
(G91) Mattes Hösch			
1	1:19.641	+10.946	8:53:34.631
2	1:10.152	+1.457	8:54:44.783
3	1:13.518	+4.823	8:55:58.301
4	1:08.695		8:57:06.996

Lap	Lap Tm	Diff	Time of Day
(51) Tristan Walch			
1	1:21.150	+11.804	8:53:27.738
2	1:16.281	+6.935	8:54:44.019
3	1:13.892	+4.546	8:55:57.911
4	1:14.401	+5.055	8:57:12.312
5	2:03.734	+54.388	8:59:16.046
6	1:15.316	+5.970	9:00:31.362
7	1:13.054	+3.708	9:01:44.416
8	1:12.525	+3.179	9:02:56.941
9	1:52.276	+42.930	9:04:49.217
10	1:11.994	+2.648	9:06:01.211
11	1:09.346		9:07:10.557

Lap	Lap Tm	Diff	Time of Day
(45) Til Urban			
1	1:24.360	+10.308	8:53:34.281
2	1:17.623	+3.571	8:54:51.904
3	1:15.800	+1.748	8:56:07.704
4	1:15.534	+1.482	8:57:23.238
5	1:15.326	+1.274	8:58:38.564
6	1:15.808	+1.756	8:59:54.372
7	1:15.170	+1.118	9:01:09.542
8	1:14.885	+0.833	9:02:24.427
9	1:16.168	+2.116	9:03:40.595
10	1:15.350	+1.298	9:04:55.945
11	1:15.856	+1.804	9:06:11.801
12	1:14.052		9:07:25.853

Lap	Lap Tm	Diff	Time of Day
(G85) Felix Ortkrass			
1	1:26.975	+8.125	8:53:40.683
2	2:10.150	+51.300	8:55:50.833
3	1:21.694	+2.844	8:57:12.527
4	2:13.639	+54.789	8:59:26.166
5	1:18.850		9:00:45.016

Lap	Lap Tm	Diff	Time of Day
(2) Nina Castellano			
1	1:19.260		8:53:25.025

Chief of Timing & Scoring: Ales Jakoubi

Race Director: Frank Meier

Orbits

www.mylaps.com

Licensed to: Autoklub CR



Mini Bike - Cheb / CZ

Sorted on Best Lap time

Einsteigerklasse

Cheb 1,016 Km

1. Zeittraining - Gruppe 1

20.7.2013 10:00

Qualifying started at 10:09:52

Pos	No.	Name	Nat/State	Class	Best Tm	Diff	Best Speed	In Lap
Einsteigerklasse NSF 100								
1	50	Ondrej Vostatek	CZE	Einsteigerklasse NSF 100	54.900		66,623	13
2	52	Petr Svoboda	CZE	Einsteigerklasse NSF 100	55.012	0.112	66,487	14
3	18	Max Zachmann	GER	Einsteigerklasse NSF 100	55.411	0.511	66,009	14
4	12	Noel Cosic	GER	Einsteigerklasse NSF 100	55.538	0.638	65,858	13
5	15	Paul Fröde	GER	Einsteigerklasse NSF 100	55.778	0.878	65,574	15
6	37	Marco Fetz	GER	Einsteigerklasse NSF 100	56.284	1.384	64,985	10
7	8	Lukas Franke	GER	Einsteigerklasse NSF 100	56.889	1.989	64,294	14
8	10	Troy Bude	GER	Einsteigerklasse NSF 100	57.064	2.164	64,096	10
9	5	Benjamin Hagmaier	GER	Einsteigerklasse NSF 100	58.915	4.015	62,083	11
Not classified (110% = 1:00.390)								
	33	Max Graichen	GER	Einsteigerklasse NSF 100	1:14.570	19.670	49,049	11
Einsteigerklasse NSR 50								
1	17	Micky Winkler	GER	Einsteigerklasse NSR 50	58.109		62,944	15
2	G89	Patryk Medwediuk	GER	Einsteigerklasse NSR 50	58.467	0.358	62,558	7
3	21	Elias Celik	GER	Einsteigerklasse NSR 50	58.908	0.799	62,090	15
4	22	Felix Schmidtsdorff	GER	Einsteigerklasse NSR 50	59.787	1.678	61,177	12
Not classified (110% = 1:00.390)								
	53	Michelangelo Frate	ITA	Einsteigerklasse NSR 50	1:00.601	2.492	60,355	7
	G92	Lucas Kaminski	GER	Einsteigerklasse NSR 50	1:01.902	3.793	59,087	9
	47	Benjamin Rösch	GER	Einsteigerklasse NSR 50	1:02.346	4.237	58,666	6
	G81	Sven Ortkrass	GER	Einsteigerklasse NSR 50	1:04.202	6.093	56,970	13
	G95	Alexander Josefson	GER	Einsteigerklasse NSR 50	1:13.065	14.956	50,060	12



Mini Bike - Cheb / CZ

Einsteigerklasse

Cheb 1,016 Km

1. Zeittraining - Gruppe 1

20.7.2013 10:00

Qualifying started at 10:09:52

Lap	Lap Tm	Diff	Time of Day
(50) Ondrej Vostatek			
1	59.452	+4.552	10:10:52.173
2	57.179	+2.279	10:11:49.352
3	56.087	+1.187	10:12:45.439
4	55.926	+1.026	10:13:41.365
5	56.498	+1.598	10:14:37.863
6	56.384	+1.484	10:15:34.247
7	57.034	+2.134	10:16:31.281
8	56.045	+1.145	10:17:27.326
9	55.699	+0.799	10:18:23.025
10	55.191	+0.291	10:19:18.216
11	56.332	+1.432	10:20:14.548
12	56.902	+2.002	10:21:11.450
13	54.900		10:22:06.350
14	55.669	+0.769	10:23:02.019
15	55.279	+0.379	10:23:57.298
16	55.418	+0.518	10:24:52.716

Lap	Lap Tm	Diff	Time of Day
(52) Petr Svoboda			
1	1:00.594	+5.582	10:10:53.491
2	57.222	+2.210	10:11:50.713
3	56.455	+1.443	10:12:47.168
4	56.142	+1.130	10:13:43.310
5	56.702	+1.690	10:14:40.012
6	1:11.523	+16.511	10:15:51.535
7	57.631	+2.619	10:16:49.166
8	55.873	+0.861	10:17:45.039
9	56.332	+1.320	10:18:41.371
10	56.218	+1.206	10:19:37.589
11	55.748	+0.736	10:20:33.337
12	56.862	+1.850	10:21:30.199
13	55.469	+0.457	10:22:25.668
14	55.012		10:23:20.680
15	55.615	+0.603	10:24:16.295
16	55.938	+0.926	10:25:12.233

Lap	Lap Tm	Diff	Time of Day
(18) Max Zachmann			
1	1:04.245	+8.834	10:10:58.881
2	58.872	+3.461	10:11:57.753
3	57.322	+1.911	10:12:55.075
4	56.929	+1.518	10:13:52.004
5	56.809	+1.398	10:14:48.813
6	56.675	+1.264	10:15:45.488
7	56.138	+0.727	10:16:41.626
8	57.586	+2.175	10:17:39.212
9	58.591	+3.180	10:18:37.803
10	56.108	+0.697	10:19:33.911
11	56.657	+1.246	10:20:30.568
12	56.109	+0.698	10:21:26.677
13	57.404	+1.993	10:22:24.081
14	55.411		10:23:19.492
15	55.821	+0.410	10:24:15.313
16	56.545	+1.134	10:25:11.858

Lap	Lap Tm	Diff	Time of Day
(12) Noel Cosic			
1	1:00.471	+4.933	10:10:53.900
2	57.134	+1.596	10:11:51.034
3	56.361	+0.823	10:12:47.395
4	56.151	+0.613	10:13:43.546
5	58.052	+2.514	10:14:41.598
6	55.997	+0.459	10:15:37.595
7	56.764	+1.226	10:16:34.359
8	57.164	+1.626	10:17:31.523
9	56.070	+0.532	10:18:27.593
10	57.722	+2.184	10:19:25.315

Lap	Lap Tm	Diff	Time of Day
11	56.668	+1.130	10:20:21.983
12	55.912	+0.374	10:21:17.895
13	55.538		10:22:13.433
14	1:00.656	+5.118	10:23:14.089
15	59.200	+3.662	10:24:13.289
16	55.648	+0.110	10:25:08.937

Lap	Lap Tm	Diff	Time of Day
(15) Paul Fröde			
1	1:04.402	+8.624	10:10:58.651
2	59.394	+3.616	10:11:58.045
3	57.796	+2.018	10:12:55.841
4	56.384	+0.606	10:13:52.225
5	57.110	+1.332	10:14:49.335
6	56.465	+0.687	10:15:45.800
7	56.023	+0.245	10:16:41.823
8	57.385	+1.607	10:17:39.208
9	58.317	+2.539	10:18:37.525
10	55.991	+0.213	10:19:33.516
11	56.645	+0.867	10:20:30.161
12	56.343	+0.565	10:21:26.504
13	56.512	+0.734	10:22:23.016
14	56.160	+0.382	10:23:19.176
15	55.778		10:24:14.954
16	55.952	+0.174	10:25:10.906

Lap	Lap Tm	Diff	Time of Day
(37) Marco Fetz			
1	1:04.429	+8.145	10:10:58.403
2	59.065	+2.781	10:11:57.468
3	58.701	+2.417	10:12:56.169
4	58.060	+1.776	10:13:54.229
5	57.586	+1.302	10:14:51.815
6	1:51.411	+55.127	10:16:43.226
7	59.395	+3.111	10:17:42.621
8	58.579	+2.295	10:18:41.200
9	59.095	+2.811	10:19:40.295
10	56.284		10:20:36.579
11	56.964	+0.680	10:21:33.543
12	1:48.361	+52.077	10:23:21.904
13	58.260	+1.976	10:24:20.164
14	57.356	+1.072	10:25:17.520

Lap	Lap Tm	Diff	Time of Day
(8) Lukas Franke			
1	1:06.404	+9.515	10:11:04.060
2	59.148	+2.259	10:12:03.208
3	58.117	+1.228	10:13:01.325
4	57.944	+1.055	10:13:59.269
5	57.602	+0.713	10:14:56.871
6	57.930	+1.041	10:15:54.801
7	57.320	+0.431	10:16:52.121
8	57.451	+0.562	10:17:49.572
9	57.462	+0.573	10:18:47.034
10	57.351	+0.462	10:19:44.385
11	58.653	+1.764	10:20:43.038
12	56.949	+0.060	10:21:39.987
13	57.902	+1.013	10:22:37.889
14	56.889		10:23:34.778
15	58.163	+1.274	10:24:32.941
16	56.980	+0.091	10:25:29.921

Lap	Lap Tm	Diff	Time of Day
(10) Troy Bude			
1	1:07.711	+10.647	10:11:49.997
2	1:00.576	+3.512	10:12:50.573
3	59.338	+2.274	10:13:49.911
4	59.258	+2.194	10:14:49.169
5	59.602	+2.538	10:15:48.771
6	58.249	+1.185	10:16:47.020

Lap	Lap Tm	Diff	Time of Day
7	57.854	+0.790	10:17:44.874
8	58.719	+1.655	10:18:43.593
9	58.295	+1.231	10:19:41.888
10	57.064		10:20:38.952
11	57.526	+0.462	10:21:36.478
12	57.881	+0.817	10:22:34.359
13	57.934	+0.870	10:23:32.293
14	57.208	+0.144	10:24:29.501
15	57.538	+0.474	10:25:27.039

Lap	Lap Tm	Diff	Time of Day
(17) Micky Winkler			
1	1:04.890	+6.781	10:11:00.007
2	1:00.836	+2.727	10:12:00.843
3	59.385	+1.276	10:13:00.228
4	58.790	+0.681	10:13:59.018
5	59.518	+1.409	10:14:58.536
6	58.655	+0.546	10:15:57.191
7	58.355	+0.246	10:16:55.546
8	58.432	+0.323	10:17:53.978
9	58.636	+0.527	10:18:52.614
10	58.361	+0.252	10:19:50.975
11	58.996	+0.887	10:20:49.971
12	58.633	+0.524	10:21:48.604
13	58.714	+0.605	10:22:47.318
14	59.899	+1.790	10:23:47.217
15	58.109		10:24:45.326

Lap	Lap Tm	Diff	Time of Day
(G89) Patryk Medwediuk			
1	1:09.635	+11.168	10:11:06.378
2	1:01.731	+3.264	10:12:08.109
3	1:00.187	+1.720	10:13:08.296
4	59.760	+1.293	10:14:08.056
5	59.374	+0.907	10:15:07.430
6	59.023	+0.556	10:16:06.453
7	58.467		10:17:04.920
8	1:27.120	+28.653	10:18:32.040
9	1:00.799	+2.332	10:19:32.839
10	58.909	+0.442	10:20:31.748
11	59.959	+1.492	10:21:31.707
12	59.965	+1.498	10:22:31.672
13	59.110	+0.643	10:23:30.782
14	59.062	+0.595	10:24:29.844
15	59.020	+0.553	10:25:28.864

Lap	Lap Tm	Diff	Time of Day
(21) Elias Celik			
1	1:10.674	+11.766	10:11:07.176
2	1:17.616	+18.708	10:12:24.792
3	1:02.683	+3.775	10:13:27.475
4	59.928	+1.020	10:14:27.403
5	59.495	+0.587	10:15:26.898
6	1:00.038	+1.130	10:16:26.936
7	1:00.173	+1.265	10:17:27.109
8	59.641	+0.733	10:18:26.750
9	59.429	+0.521	10:19:26.179
10	59.567	+0.659	10:20:25.746
11	1:00.111	+1.203	10:21:25.857
12	1:01.034	+2.126	10:22:26.891
13	59.201	+0.293	10:23:26.092
14	59.054	+0.146	10:24:25.146
15	58.908		10:25:24.054

Lap	Lap Tm	Diff	Time of Day
(5) Benjamin Hagmaier			
1	1:06.090	+7.175	10:11:01.902
2	1:02.978	+4.063	10:12:04.880
3	1:00.073	+1.158	10:13:04.953
4	59.487	+0.572	10:14:04.440

Chief of Timing & Scoring: Ales Jakoubi

Orbits

Race Director: Frank Meier

www.mylaps.com

Licensed to: Autoklub CR



Mini Bike - Cheb / CZ

Einsteigerklasse

Cheb 1,016 Km

1. Zeittraining - Gruppe 1

20.7.2013 10:00

Qualifying started at 10:09:52

Lap	Lap Tm	Diff	Time of Day
5	59.935	+1.020	10:15:04.375
6	1:00.245	+1.330	10:16:04.620
7	59.011	+0.096	10:17:03.631
8	59.732	+0.817	10:18:03.363
9	1:02.248	+3.333	10:19:05.611
10	1:00.790	+1.875	10:20:06.401
11	58.915		10:21:05.316
12	59.096	+0.181	10:22:04.412
13	1:00.534	+1.619	10:23:04.946
14	59.015	+0.100	10:24:03.961
15	1:01.563	+2.648	10:25:05.524

(22) Felix Schmidtdorf

1	1:10.837	+11.050	10:11:06.852
2	1:02.743	+2.956	10:12:09.595
3	1:00.590	+0.803	10:13:10.185
4	1:00.318	+0.531	10:14:10.503
5	1:00.288	+0.501	10:15:10.791
6	59.982	+0.195	10:16:10.773
7	59.954	+0.167	10:17:10.727
8	59.986	+0.199	10:18:10.713
9	1:00.451	+0.664	10:19:11.164
10	1:01.173	+1.386	10:20:12.337
11	1:00.580	+0.793	10:21:12.917
12	59.787		10:22:12.704
13	1:00.370	+0.583	10:23:13.074
14	1:01.855	+2.068	10:24:14.929
15	1:01.912	+2.125	10:25:16.841

(53) Michelangelo Frate

1	1:08.874	+8.273	10:11:07.802
2	1:17.448	+16.847	10:12:25.250
3	1:04.745	+4.144	10:13:29.995
4	1:01.732	+1.131	10:14:31.727
5	1:27.677	+27.076	10:15:59.404
6	1:01.670	+1.069	10:17:01.074
7	1:00.601		10:18:01.675

(G92) Lucas Kaminski

1	1:13.436	+11.534	10:11:13.353
2	1:07.063	+5.161	10:12:20.416
3	1:06.574	+4.672	10:13:26.990
4	1:03.136	+1.234	10:14:30.126
5	1:02.503	+0.601	10:15:32.629
6	1:03.065	+1.163	10:16:35.694
7	1:02.671	+0.769	10:17:38.365
8	1:02.659	+0.757	10:18:41.024
9	1:01.902		10:19:42.926
10	1:01.986	+0.084	10:20:44.912
11	2:22.816	+1:20.914	10:23:07.728
12	1:06.737	+4.835	10:24:14.465
13	1:01.908	+0.006	10:25:16.373

(47) Benjamin Rösch

1	1:14.837	+12.491	10:11:12.976
2	1:08.743	+6.397	10:12:21.719
3	1:06.708	+4.362	10:13:28.427
4	1:02.959	+0.613	10:14:31.386
5	1:02.829	+0.483	10:15:34.215
6	1:02.346		10:16:36.561
7	1:02.441	+0.095	10:17:39.002
8	1:04.439	+2.093	10:18:43.441
9	1:04.428	+2.082	10:19:47.869
10	1:02.899	+0.553	10:20:50.768
11	1:02.835	+0.489	10:21:53.603
12	1:05.932	+3.586	10:22:59.535

Lap	Lap Tm	Diff	Time of Day
13	1:02.529	+0.183	10:24:02.064
14	1:03.946	+1.600	10:25:06.010

(G81) Sven Ortkrass

1	1:13.123	+8.921	10:11:14.146
2	1:09.178	+4.976	10:12:23.324
3	1:10.358	+6.156	10:13:33.682
4	1:09.213	+5.011	10:14:42.895
5	1:05.792	+1.590	10:15:48.687
6	1:05.283	+1.081	10:16:53.970
7	1:04.949	+0.747	10:17:58.919
8	1:10.020	+5.818	10:19:08.939
9	1:05.189	+0.987	10:20:14.128
10	1:10.679	+6.477	10:21:24.807
11	1:06.256	+2.054	10:22:31.063
12	1:05.017	+0.815	10:23:36.080
13	1:04.202		10:24:40.282
14	1:05.535	+1.333	10:25:45.817

(G95) Alexander Josefson

1	1:20.523	+7.458	10:11:25.637
2	1:19.306	+6.241	10:12:44.943
3	1:18.428	+5.363	10:14:03.371
4	1:14.398	+1.333	10:15:17.769
5	1:17.793	+4.728	10:16:35.562
6	1:18.680	+5.615	10:17:54.242
7	1:15.503	+2.438	10:19:09.745
8	1:15.968	+2.903	10:20:25.713
9	1:14.092	+1.027	10:21:39.805
10	1:25.257	+12.192	10:23:05.062
11	1:14.763	+1.698	10:24:19.825
12	1:13.065		10:25:32.890

(33) Max Graichen

1	1:22.719	+8.149	10:12:10.468
2	1:22.908	+8.338	10:13:33.376
3	1:22.060	+7.490	10:14:55.436
4	1:19.943	+5.373	10:16:15.379
5	1:19.480	+4.910	10:17:34.859
6	1:18.021	+3.451	10:18:52.880
7	1:17.534	+2.964	10:20:10.414
8	1:15.585	+1.015	10:21:25.999
9	1:15.290	+0.720	10:22:41.289
10	1:15.746	+1.176	10:23:57.035
11	1:14.570		10:25:11.605

Chief of Timing & Scoring: Ales Jakoubi

Orbits

Race Director: Frank Meier

www.mylaps.com

Licensed to: Autoklub CR



Mini Bike - Cheb / CZ

Sorted on Best Lap time

Einsteigerklasse

Cheb 1,016 Km

1. Zeittraining - Gruppe 2

20.7.2013 10:20

Qualifying started at 10:27:18

Pos	No.	Name	Nat/State	Class	Best Tm	Diff	Best Speed	In Lap
Einsteigerklasse NSF 100								
1	7	Joshua Bauer	GER	Einsteigerklasse NSF 100	54.122		67,581	13
2	20	Aaron Schäfer	GER	Einsteigerklasse NSF 100	56.151	2.029	65,139	8
3	1	Nicolas Czyba	GER	Einsteigerklasse NSF 100	56.424	2.302	64,823	10
4	G80	Mike Schorpp	GER	Einsteigerklasse NSF 100	56.730	2.608	64,474	12
5	29	Lucas Busch	GER	Einsteigerklasse NSF 100	56.890	2.768	64,292	12
6	16	Sophia Liebschner	GER	Einsteigerklasse NSF 100	57.003	2.881	64,165	12
7	11	Nicholas Niemann	GER	Einsteigerklasse NSF 100	57.849	3.727	63,227	10
8	4	Valentin Frühauf	GER	Einsteigerklasse NSF 100	58.217	4.095	62,827	2
9	23	Mauro Herget	GER	Einsteigerklasse NSF 100	58.933	4.811	62,064	13
Not classified (110% = 59.534)								
	2	Nina Castellano	GER	Einsteigerklasse NSF 100	1:05.786	11.664	55,598	13
Not classified (110% = 59.534)								
	27	Lucas Schaba	GER	Einsteigerklasse NSR 50	1:00.357		60,599	11
	51	Tristan Walch	AUT	Einsteigerklasse NSR 50	1:06.564	6.207	54,949	14
	3	Nick Filler	GER	Einsteigerklasse NSR 50	1:07.471	7.114	54,210	12
	45	Til Urban	GER	Einsteigerklasse NSR 50	1:12.139	11.782	50,702	10
	G85	Felix Ortkrass	GER	Einsteigerklasse NSR 50	1:12.534	12.177	50,426	10
	G91	Mattes Hösch	GER	Einsteigerklasse NSR 50			-	0



Mini Bike - Cheb / CZ

Einsteigerklasse

Cheb 1,016 Km

1. Zeittraining - Gruppe 2

20.7.2013 10:20

Qualifying started at 10:27:18

Lap	Lap Tm	Diff	Time of Day
(7) Joshua Bauer			
1	56.021	+1.899	10:29:09.453
2	55.208	+1.086	10:30:04.661
3	55.780	+1.658	10:31:00.441
4	55.386	+1.264	10:31:55.827
5	55.085	+0.963	10:32:50.912
6	55.518	+1.396	10:33:46.430
7	56.240	+2.118	10:34:42.670
8	55.053	+0.931	10:35:37.723
9	55.010	+0.888	10:36:32.733
10	55.175	+1.053	10:37:27.908
11	55.440	+1.318	10:38:23.348
12	55.033	+0.911	10:39:18.381
13	54.122		10:40:12.503
14	54.498	+0.376	10:41:07.001
15	55.606	+1.484	10:42:02.607
16	55.461	+1.339	10:42:58.068

Lap	Lap Tm	Diff	Time of Day
(20) Aaron Schäfer			
1	57.812	+1.661	10:29:17.627
2	57.061	+0.910	10:30:14.688
3	57.437	+1.286	10:31:12.125
4	57.342	+1.191	10:32:09.467
5	58.346	+2.195	10:33:07.813
6	56.834	+0.683	10:34:04.647
7	56.302	+0.151	10:35:00.949
8	56.151		10:35:57.100
9	57.060	+0.909	10:36:54.160
10	56.612	+0.461	10:37:50.772
11	56.286	+0.135	10:38:47.058
12	57.523	+1.372	10:39:44.581
13	56.776	+0.625	10:40:41.357
14	56.752	+0.601	10:41:38.109
15	56.878	+0.727	10:42:34.987

Lap	Lap Tm	Diff	Time of Day
(1) Nicolas Czyba			
1	57.596	+1.172	10:29:13.734
2	56.529	+0.105	10:30:10.263
3	57.544	+1.120	10:31:07.807
4	57.020	+0.596	10:32:04.827
5	57.162	+0.738	10:33:01.989
6	56.781	+0.357	10:33:58.770
7	56.926	+0.502	10:34:55.696
8	56.729	+0.305	10:35:52.425
9	57.079	+0.655	10:36:49.504
10	56.424		10:37:45.928
11	58.096	+1.672	10:38:44.024
12	57.032	+0.608	10:39:41.056
13	57.558	+1.134	10:40:38.614
14	56.591	+0.167	10:41:35.205
15	57.358	+0.934	10:42:32.563

Lap	Lap Tm	Diff	Time of Day
(G80) Mike Schorpp			
1	58.774	+2.044	10:29:20.198
2	58.068	+1.338	10:30:18.266
3	58.325	+1.595	10:31:16.591
4	58.530	+1.800	10:32:15.121
5	58.609	+1.879	10:33:13.730
6	58.442	+1.712	10:34:12.172
7	57.115	+0.385	10:35:09.287
8	57.050	+0.320	10:36:06.337
9	57.241	+0.511	10:37:03.578
10	59.432	+2.702	10:38:03.010
11	56.957	+0.227	10:38:59.967
12	56.730		10:39:56.697

Lap	Lap Tm	Diff	Time of Day
13	59.582	+2.852	10:40:56.279
14	57.167	+0.437	10:41:53.446
15	57.144	+0.414	10:42:50.590

Lap	Lap Tm	Diff	Time of Day
(29) Lucas Busch			
1	1:10.837	+13.947	10:28:30.601
2	1:00.657	+3.767	10:29:31.258
3	58.503	+1.613	10:30:29.761
4	57.625	+0.735	10:31:27.386
5	1:54.220	+57.330	10:33:21.606
6	1:00.266	+3.376	10:34:21.872
7	59.184	+2.294	10:35:21.056
8	58.499	+1.609	10:36:19.555
9	57.240	+0.350	10:37:16.795
10	1:00.240	+3.350	10:38:17.035
11	57.596	+0.706	10:39:14.631
12	56.890		10:40:11.521

Lap	Lap Tm	Diff	Time of Day
(16) Sophia Liebschner			
1	1:04.557	+7.554	10:28:23.046
2	58.646	+1.643	10:29:21.692
3	58.055	+1.052	10:30:19.747
4	57.218	+0.215	10:31:16.965
5	58.412	+1.409	10:32:15.377
6	58.707	+1.704	10:33:14.084
7	58.252	+1.249	10:34:12.336
8	57.300	+0.297	10:35:09.636
9	57.080	+0.077	10:36:06.716
10	57.091	+0.088	10:37:03.807
11	59.338	+2.335	10:38:03.145
12	57.003		10:39:00.148
13	57.085	+0.082	10:39:57.233
14	59.264	+2.261	10:40:56.497

Lap	Lap Tm	Diff	Time of Day
(11) Nicholas Niemann			
1	59.212	+1.363	10:29:18.819
2	58.879	+1.030	10:30:17.698
3	58.323	+0.474	10:31:16.021
4	58.666	+0.817	10:32:14.687
5	1:33.069	+35.220	10:33:47.756
6	1:00.070	+2.221	10:34:47.826
7	1:20.143	+22.294	10:36:07.969
8	59.131	+1.282	10:37:07.100
9	58.372	+0.523	10:38:05.472
10	57.849		10:39:03.321
11	1:10.390	+12.541	10:40:13.711
12	59.557	+1.708	10:41:13.268
13	58.203	+0.354	10:42:11.471
14	1:17.793	+19.944	10:43:29.264

Lap	Lap Tm	Diff	Time of Day
(4) Valentin Frühauf			
1	1:00.401	+2.184	10:29:24.540
2	58.217		10:30:22.757
3	58.450	+0.233	10:31:21.207
4	58.444	+0.227	10:32:19.651
5	59.043	+0.826	10:33:18.694
6	59.223	+1.006	10:34:17.917
7	1:21.228	+23.011	10:35:39.145
8	58.314	+0.097	10:36:37.459
9	1:00.134	+1.917	10:37:37.593
10	58.630	+0.413	10:38:36.223
11	1:00.142	+1.925	10:39:36.365
12	58.520	+0.303	10:40:34.885
13	1:11.062	+12.845	10:41:45.947
14	58.497	+0.280	10:42:44.444

Lap	Lap Tm	Diff	Time of Day
(23) Mauro Herget			
1	1:02.365	+3.432	10:29:28.282
2	1:02.343	+3.410	10:30:30.625
3	1:00.597	+1.664	10:31:31.222
4	1:44.897	+45.964	10:33:16.119
5	1:02.919	+3.986	10:34:19.038
6	1:02.611	+3.678	10:35:21.649
7	1:00.960	+2.027	10:36:22.609
8	59.314	+0.381	10:37:21.923
9	1:02.373	+3.440	10:38:24.296
10	59.322	+0.389	10:39:23.618
11	59.680	+0.747	10:40:23.298
12	59.356	+0.423	10:41:22.654
13	58.933		10:42:21.587

Lap	Lap Tm	Diff	Time of Day
(27) Lucas Schaba			
1	1:14.967	+14.610	10:28:34.102
2	1:03.632	+3.275	10:29:37.734
3	1:01.985	+1.628	10:30:39.719
4	1:01.308	+0.951	10:31:41.027
5	1:01.178	+0.821	10:32:42.205
6	1:01.363	+1.006	10:33:43.568
7	1:02.530	+2.173	10:34:46.098
8	1:02.888	+2.531	10:35:48.986
9	1:00.969	+0.612	10:36:49.955
10	1:00.791	+0.434	10:37:50.746
11	1:00.357		10:38:51.103
12	1:15.130	+14.773	10:40:06.233
13	1:01.411	+1.054	10:41:07.644
14	1:00.522	+0.165	10:42:08.166
15	1:03.405	+3.048	10:43:11.571

Lap	Lap Tm	Diff	Time of Day
(2) Nina Castellano			
1	1:16.443	+10.657	10:28:34.669
2	1:12.129	+6.343	10:29:46.798
3	1:10.343	+4.557	10:30:57.141
4	1:09.023	+3.237	10:32:06.164
5	2:03.729	+57.943	10:34:09.893
6	1:10.499	+4.713	10:35:20.392
7	1:08.305	+2.519	10:36:28.697
8	1:08.738	+2.952	10:37:37.435
9	1:06.488	+0.702	10:38:43.923
10	1:06.266	+0.480	10:39:50.189
11	1:06.118	+0.332	10:40:56.307
12	1:06.487	+0.701	10:42:02.794
13	1:05.786		10:43:08.580

Lap	Lap Tm	Diff	Time of Day
(51) Tristan Walch			
1	1:14.908	+8.344	10:28:35.723
2	1:08.913	+2.349	10:29:44.636
3	1:08.114	+1.550	10:30:52.750
4	1:08.414	+1.850	10:32:01.164
5	1:07.791	+1.227	10:33:08.955
6	1:07.657	+1.093	10:34:16.612
7	1:07.395	+0.831	10:35:24.007
8	1:07.300	+0.736	10:36:31.307
9	1:06.879	+0.315	10:37:38.186
10	1:07.836	+1.272	10:38:46.022
11	1:06.903	+0.339	10:39:52.925
12	1:06.663	+0.099	10:40:59.588
13	1:07.952	+1.388	10:42:07.540
14	1:06.564		10:43:14.104

Lap	Lap Tm	Diff	Time of Day
(3) Nick Filler			
1	1:21.956	+14.485	10:28:46.780
2	1:16.254	+8.783	10:30:03.034

Chief of Timing & Scoring: Ales Jakoubi

Orbits

Race Director: Frank Meier

www.mylaps.com

Licensed to: Autoklub CR



Mini Bike - Cheb / CZ

Sorted on Best Lap time

Einsteigerklasse

Cheb 1,016 Km

2. Zeittraining - Gruppe 1

20.7.2013 11:50

Qualifying started at 11:29:46

Pos	No.	Name	Nat/State	Class	Best Tm	Diff	Best Speed	In Lap
Einsteigerklasse NSF 100								
1	50	Ondrej Vostatek	CZE	Einsteigerklasse NSF 100	54.388		67,250	7
2	12	Noel Cosic	GER	Einsteigerklasse NSF 100	55.134	0.746	66,340	14
3	15	Paul Fröde	GER	Einsteigerklasse NSF 100	55.153	0.765	66,317	13
4	52	Petr Svoboda	CZE	Einsteigerklasse NSF 100	55.218	0.830	66,239	5
5	18	Max Zachmann	GER	Einsteigerklasse NSF 100	55.672	1.284	65,699	15
6	37	Marco Fetz	GER	Einsteigerklasse NSF 100	55.696	1.308	65,671	12
7	8	Lukas Franke	GER	Einsteigerklasse NSF 100	56.376	1.988	64,879	11
8	10	Troy Bude	GER	Einsteigerklasse NSF 100	56.652	2.264	64,563	6
9	5	Benjamin Hagmaier	GER	Einsteigerklasse NSF 100	57.633	3.245	63,464	7
Not classified (110% = 59.826)								
	33	Max Graichen	GER	Einsteigerklasse NSF 100	1:08.956	14.568	53,043	11
Einsteigerklasse NSR 50								
1	G89	Patryk Medwediuk	GER	Einsteigerklasse NSR 50	57.378		63,746	14
2	17	Micky Winkler	GER	Einsteigerklasse NSR 50	58.630	1.252	62,384	9
3	21	Elias Celik	GER	Einsteigerklasse NSR 50	58.680	1.302	62,331	13
4	22	Felix Schmidtsdorff	GER	Einsteigerklasse NSR 50	59.304	1.926	61,675	9
Not classified (110% = 59.826)								
	53	Michelangelo Frate	ITA	Einsteigerklasse NSR 50	59.865	2.487	61,097	12
	G92	Lucas Kaminski	GER	Einsteigerklasse NSR 50	1:01.256	3.878	59,710	6
	G81	Sven Ortkrass	GER	Einsteigerklasse NSR 50	1:04.678	7.300	56,551	6
	G95	Alexander Josefson	GER	Einsteigerklasse NSR 50	1:10.932	13.554	51,565	4
	47	Benjamin Rösch	GER	Einsteigerklasse NSR 50			-	0



Mini Bike - Cheb / CZ

Einsteigerklasse

2. Zeittraining - Gruppe 1

Cheb 1,016 Km

20.7.2013 11:50

Qualifying started at 11:29:46

Lap	Lap Tm	Diff	Time of Day
(50) Ondrej Vostatek			
1	59.904	+5.516	11:30:46.871
2	56.175	+1.787	11:31:43.046
3	55.912	+1.524	11:32:38.958
4	55.789	+1.401	11:33:34.747
5	1:10.626	+16.238	11:34:45.373
6	55.862	+1.474	11:35:41.235
7	54.388		11:36:35.623
8	55.146	+0.758	11:37:30.769
9	55.080	+0.692	11:38:25.849
10	54.937	+0.549	11:39:20.786
11	54.888	+0.500	11:40:15.674
12	55.276	+0.888	11:41:10.950
13	1:06.489	+12.101	11:42:17.439
14	56.492	+2.104	11:43:13.931
15	54.436	+0.048	11:44:08.367

Lap	Lap Tm	Diff	Time of Day
(12) Noel Cosic			
1	59.736	+4.602	11:30:52.926
2	56.853	+1.719	11:31:49.779
3	55.858	+0.724	11:32:45.637
4	55.342	+0.208	11:33:40.979
5	56.199	+1.065	11:34:37.178
6	58.103	+2.969	11:35:35.281
7	55.299	+0.165	11:36:30.580
8	1:48.148	+53.014	11:38:18.728
9	57.288	+2.154	11:39:16.016
10	55.729	+0.595	11:40:11.745
11	1:14.392	+19.258	11:41:26.137
12	57.112	+1.978	11:42:23.249
13	55.612	+0.478	11:43:18.861
14	55.134		11:44:13.995
15	56.489	+1.355	11:45:10.484

Lap	Lap Tm	Diff	Time of Day
(15) Paul Fröde			
1	1:04.806	+9.653	11:31:34.218
2	1:02.560	+7.407	11:32:36.778
3	57.502	+2.349	11:33:34.280
4	56.875	+1.722	11:34:31.155
5	56.113	+0.960	11:35:27.268
6	56.284	+1.131	11:36:23.552
7	56.502	+1.349	11:37:20.054
8	55.744	+0.591	11:38:15.798
9	55.340	+0.187	11:39:11.138
10	57.051	+1.898	11:40:08.189
11	56.913	+1.760	11:41:05.102
12	56.164	+1.011	11:42:01.266
13	55.153		11:42:56.419
14	56.208	+1.055	11:43:52.627
15	55.427	+0.274	11:44:48.054

Lap	Lap Tm	Diff	Time of Day
(52) Petr Svoboda			
1	58.868	+3.650	11:30:53.047
2	1:06.564	+11.346	11:31:59.611
3	57.360	+2.142	11:32:56.971
4	56.478	+1.260	11:33:53.449
5	55.218		11:34:48.667
6	55.333	+0.115	11:35:44.000
7	56.033	+0.815	11:36:40.033
8	55.770	+0.552	11:37:35.803
9	56.544	+1.326	11:38:32.347
10	55.537	+0.319	11:39:27.884
11	55.595	+0.377	11:40:23.479
12	55.641	+0.423	11:41:19.120
13	55.914	+0.696	11:42:15.034

Lap	Lap Tm	Diff	Time of Day
14	55.231	+0.013	11:43:10.265
15	55.859	+0.641	11:44:06.124
16	55.892	+0.674	11:45:02.016

Lap	Lap Tm	Diff	Time of Day
(18) Max Zachmann			
1	1:03.120	+7.448	11:30:59.846
2	57.500	+1.828	11:31:57.346
3	56.431	+0.759	11:32:53.777
4	58.659	+2.987	11:33:52.436
5	56.016	+0.344	11:34:48.452
6	55.939	+0.267	11:35:44.391
7	57.628	+1.956	11:36:42.019
8	55.821	+0.149	11:37:37.840
9	57.011	+1.339	11:38:34.851
10	55.787	+0.115	11:39:30.638
11	55.797	+0.125	11:40:26.435
12	56.819	+1.147	11:41:23.254
13	57.214	+1.542	11:42:20.468
14	56.549	+0.877	11:43:17.017
15	55.672		11:44:12.689

Lap	Lap Tm	Diff	Time of Day
(37) Marco Fetz			
1	1:04.157	+8.461	11:30:59.614
2	57.593	+1.897	11:31:57.207
3	57.157	+1.461	11:32:54.364
4	1:38.365	+42.669	11:34:32.729
5	57.969	+2.273	11:35:30.698
6	56.491	+0.795	11:36:27.189
7	1:12.635	+16.939	11:37:39.824
8	59.164	+3.468	11:38:38.988
9	56.580	+0.884	11:39:35.568
10	56.221	+0.525	11:40:31.789
11	56.707	+1.011	11:41:28.496
12	55.696		11:42:24.192
13	56.348	+0.652	11:43:20.540
14	56.893	+1.197	11:44:17.433
15	56.400	+0.704	11:45:13.833

Lap	Lap Tm	Diff	Time of Day
(8) Lukas Franke			
1	1:04.859	+8.483	11:31:04.631
2	59.082	+2.706	11:32:03.713
3	58.738	+2.362	11:33:02.451
4	58.099	+1.723	11:34:00.550
5	58.118	+1.742	11:34:58.668
6	57.441	+1.065	11:35:56.109
7	56.989	+0.613	11:36:53.098
8	57.331	+0.955	11:37:50.429
9	57.361	+0.985	11:38:47.790
10	56.771	+0.395	11:39:44.561
11	56.376		11:40:40.937
12	57.247	+0.871	11:41:38.184
13	57.532	+1.156	11:42:35.716
14	58.184	+1.808	11:43:33.900
15	56.947	+0.571	11:44:30.847
16	58.927	+2.551	11:45:29.774

Lap	Lap Tm	Diff	Time of Day
(10) Troy Bude			
1	1:03.981	+7.329	11:31:34.547
2	1:02.147	+5.495	11:32:36.694
3	57.996	+1.344	11:33:34.690
4	56.930	+0.278	11:34:31.620
5	56.667	+0.015	11:35:28.287
6	56.652		11:36:24.939
7	1:01.849	+5.197	11:37:26.788
8	57.221	+0.569	11:38:24.009
9	56.664	+0.012	11:39:20.673

Lap	Lap Tm	Diff	Time of Day
10	57.989	+1.337	11:40:18.662
11	56.831	+0.179	11:41:15.493
12	57.180	+0.528	11:42:12.673
13	57.104	+0.452	11:43:09.777
14	56.714	+0.062	11:44:06.491
15	57.633	+0.981	11:45:04.124

Lap	Lap Tm	Diff	Time of Day
(G89) Patryk Medwedziuk			
1	1:07.097	+9.719	11:31:03.639
2	1:00.634	+3.256	11:32:04.273
3	1:00.841	+3.463	11:33:05.114
4	59.189	+1.811	11:34:04.303
5	1:19.080	+21.702	11:35:23.383
6	1:00.611	+3.233	11:36:23.994
7	59.593	+2.215	11:37:23.587
8	58.692	+1.314	11:38:22.279
9	58.017	+0.639	11:39:20.296
10	58.681	+1.303	11:40:18.977
11	57.955	+0.577	11:41:16.932
12	59.337	+1.959	11:42:16.269
13	58.786	+1.408	11:43:15.055
14	57.378		11:44:12.433
15	58.543	+1.165	11:45:10.976

Lap	Lap Tm	Diff	Time of Day
(5) Benjamin Hagmaier			
1	1:05.093	+7.460	11:31:02.737
2	59.866	+2.233	11:32:02.603
3	1:00.514	+2.881	11:33:03.117
4	58.203	+0.570	11:34:01.320
5	58.652	+1.019	11:34:59.972
6	57.717	+0.084	11:35:57.689
7	57.633		11:36:55.322
8	58.522	+0.889	11:37:53.844
9	59.369	+1.736	11:38:53.213
10	57.976	+0.343	11:39:51.189
11	1:01.309	+3.676	11:40:52.498
12	59.619	+1.986	11:41:52.117
13	58.255	+0.622	11:42:50.372
14	58.979	+1.346	11:43:49.351
15	59.364	+1.731	11:44:48.715

Lap	Lap Tm	Diff	Time of Day
(17) Micky Winkler			
1	1:06.001	+7.371	11:31:01.691
2	1:00.377	+1.747	11:32:02.068
3	1:05.150	+6.520	11:33:07.218
4	1:03.407	+4.777	11:34:10.625
5	58.942	+0.312	11:35:09.567
6	1:00.414	+1.784	11:36:09.981
7	58.700	+0.070	11:37:08.681
8	58.702	+0.072	11:38:07.383
9	58.630		11:39:06.013
10	1:00.092	+1.462	11:40:06.105
11	1:00.631	+2.001	11:41:06.736
12	59.574	+0.944	11:42:06.310
13	58.730	+0.100	11:43:05.040
14	59.085	+0.455	11:44:04.125
15	59.624	+0.994	11:45:03.749

Lap	Lap Tm	Diff	Time of Day
(21) Elias Celik			
1	1:06.225	+7.545	11:31:01.443
2	1:00.464	+1.784	11:32:01.907
3	59.699	+1.019	11:33:01.606
4	1:00.408	+1.728	11:34:02.014
5	1:02.233	+3.553	11:35:04.247
6	59.324	+0.644	11:36:03.571
7	59.298	+0.618	11:37:02.869

Chief of Timing & Scoring: Ales Jakoubi

Race Director: Frank Meier

Orbits

www.mylaps.com

Licensed to: Autoklub CR



Mini Bike - Cheb / CZ

Einsteigerklasse

Cheb 1,016 Km

2. Zeittraining - Gruppe 1

20.7.2013 11:50

Qualifying started at 11:29:46

Lap	Lap Tm	Diff	Time of Day
8	59.304	+0.624	11:38:02.173
9	59.124	+0.444	11:39:01.297
10	1:01.416	+2.736	11:40:02.713
11	59.140	+0.460	11:41:01.853
12	59.818	+1.138	11:42:01.671
13	58.680		11:43:00.351
14	59.013	+0.333	11:43:59.364
15	58.947	+0.267	11:44:58.311

(22) Felix Schmidtsdorff

1	1:08.439	+9.135	11:31:05.832
2	1:00.535	+1.231	11:32:06.367
3	1:00.410	+1.106	11:33:06.777
4	59.774	+0.470	11:34:06.551
5	59.696	+0.392	11:35:06.247
6	1:00.528	+1.224	11:36:06.775
7	59.750	+0.446	11:37:06.525
8	59.770	+0.466	11:38:06.295
9	59.304		11:39:05.599
10	1:00.382	+1.078	11:40:05.981
11	59.571	+0.267	11:41:05.552
12	59.808	+0.504	11:42:05.360
13	59.538	+0.234	11:43:04.898
14	59.429	+0.125	11:44:04.327
15	1:00.824	+1.520	11:45:05.151

(53) Michelangelo Frate

1	1:09.327	+9.462	11:31:10.100
2	1:04.390	+4.525	11:32:14.490
3	1:02.545	+2.680	11:33:17.035
4	1:01.524	+1.659	11:34:18.559
5	1:01.239	+1.374	11:35:19.798
6	1:01.407	+1.542	11:36:21.205
7	1:23.740	+23.875	11:37:44.945
8	1:02.935	+3.070	11:38:47.880
9	1:02.540	+2.675	11:39:50.420
10	1:01.902	+2.037	11:40:52.322
11	1:01.398	+1.533	11:41:53.720
12	59.865		11:42:53.585
13	1:02.608	+2.743	11:43:56.193
14	1:01.825	+1.960	11:44:58.018

(G92) Lucas Kaminski

1	1:10.717	+9.461	11:31:11.870
2	1:05.267	+4.011	11:32:17.137
3	1:26.842	+25.586	11:33:43.979
4	1:03.741	+2.485	11:34:47.720
5	1:01.363	+0.107	11:35:49.083
6	1:01.256		11:36:50.339
7	1:02.309	+1.053	11:37:52.648
8	1:01.337	+0.081	11:38:53.985
9	1:01.799	+0.543	11:39:55.784
10	1:35.676	+34.420	11:41:31.460
11	1:03.155	+1.899	11:42:34.615
12	1:03.631	+2.375	11:43:38.246
13	1:01.775	+0.519	11:44:40.021
14	1:03.167	+1.911	11:45:43.188

(G81) Sven Ortkrass

1	1:14.257	+9.579	11:31:13.702
2	1:08.839	+4.161	11:32:22.541
3	1:07.410	+2.732	11:33:29.951
4	1:07.861	+3.183	11:34:37.812
5	1:06.186	+1.508	11:35:43.998
6	1:04.678		11:36:48.676
7	1:05.807	+1.129	11:37:54.483

Lap	Lap Tm	Diff	Time of Day
8	1:05.078	+0.400	11:38:59.561
9	1:09.645	+4.967	11:40:09.206
10	1:05.270	+0.592	11:41:14.476
11	1:05.866	+1.188	11:42:20.342
12	1:05.170	+0.492	11:43:25.512
13	1:05.324	+0.646	11:44:30.836
14	1:09.612	+4.934	11:45:40.448

(33) Max Graichen

1	1:24.578	+15.622	11:31:29.538
2	1:13.982	+5.026	11:32:43.520
3	1:11.069	+2.113	11:33:54.589
4	1:10.925	+1.969	11:35:05.514
5	1:10.438	+1.482	11:36:15.952
6	1:11.177	+2.221	11:37:27.129
7	1:13.219	+4.263	11:38:40.348
8	1:09.991	+1.035	11:39:50.339
9	1:10.549	+1.593	11:41:00.888
10	1:10.142	+1.186	11:42:11.030
11	1:08.956		11:43:19.986
12	1:10.050	+1.094	11:44:30.036
13	1:10.001	+1.045	11:45:40.037

(G95) Alexander Josefson

1	1:23.372	+12.440	11:31:29.860
2	1:15.726	+4.794	11:32:45.586
3	1:12.579	+1.647	11:33:58.165
4	1:10.932		11:35:09.097
5	1:12.863	+1.931	11:36:21.960
6	1:12.872	+1.940	11:37:34.832
7	1:14.113	+3.181	11:38:48.945
8	1:29.123	+18.191	11:40:18.068
9	1:18.108	+7.176	11:41:36.176
10	1:13.745	+2.813	11:42:49.921
11	1:13.096	+2.164	11:44:03.017
12	1:14.559	+3.627	11:45:17.576

Lap	Lap Tm	Diff	Time of Day
-----	--------	------	-------------

Chief of Timing & Scoring: Ales Jakoubi

Orbits

Race Director: Frank Meier

www.mylaps.com

Licensed to: Autoklub CR



Mini Bike - Cheb / CZ

Sorted on Best Lap time

Einsteigerklasse

Cheb 1,016 Km

2. Zeittraining - Gruppe 2

20.7.2013 12:15

Qualifying started at 11:49:48

Pos	No.	Name	Nat/State	Class	Best Tm	Diff	Best Speed	In Lap
Einsteigerklasse NSF 100								
1	7	Joshua Bauer	GER	Einsteigerklasse NSF 100	54.855		66,678	8
2	20	Aaron Schäfer	GER	Einsteigerklasse NSF 100	56.171	1.316	65,115	2
3	1	Nicolas Czyba	GER	Einsteigerklasse NSF 100	56.314	1.459	64,950	11
4	G80	Mike Schorpp	GER	Einsteigerklasse NSF 100	56.834	1.979	64,356	7
5	29	Lucas Busch	GER	Einsteigerklasse NSF 100	56.855	2.000	64,332	7
6	11	Nicholas Niemann	GER	Einsteigerklasse NSF 100	56.928	2.073	64,250	7
7	16	Sophia Liebschner	GER	Einsteigerklasse NSF 100	57.068	2.213	64,092	8
8	4	Valentin Frühauf	GER	Einsteigerklasse NSF 100	57.893	3.038	63,179	15
9	23	Mauro Herget	GER	Einsteigerklasse NSF 100	58.948	4.093	62,048	14
Not classified (110% = 1:00.340)								
	2	Nina Castellano	GER	Einsteigerklasse NSF 100	1:03.844	8.989	57,290	6
Einsteigerklasse NSR 50								
1	27	Lucas Schaba	GER	Einsteigerklasse NSR 50	1:00.204		60,753	14
Not classified (110% = 1:00.340)								
	3	Nick Filler	GER	Einsteigerklasse NSR 50	1:05.621	5.417	55,738	13
	51	Tristan Walch	AUT	Einsteigerklasse NSR 50	1:06.215	6.011	55,238	7
	45	Til Urban	GER	Einsteigerklasse NSR 50	1:11.701	11.497	51,012	6
	G85	Felix Ortkrass	GER	Einsteigerklasse NSR 50	1:13.248	13.044	49,934	5



Mini Bike - Cheb / CZ

Einsteigerklasse

2. Zeittraining - Gruppe 2

Cheb 1,016 Km

20.7.2013 12:15

Qualifying started at 11:49:48

Lap	Lap Tm	Diff	Time of Day
(7) Joshua Bauer			
1	58.945	+4.090	11:50:52.178
2	55.400	+0.545	11:51:47.578
3	55.096	+0.241	11:52:42.674
4	55.688	+0.833	11:53:38.362
5	55.252	+0.397	11:54:33.614
6	55.237	+0.382	11:55:28.851
7	55.317	+0.462	11:56:24.168
8	54.855		11:57:19.023
9	55.655	+0.800	11:58:14.678
10	55.229	+0.374	11:59:09.907
11	54.922	+0.067	12:00:04.829
12	55.277	+0.422	12:01:00.106
13	57.225	+2.370	12:01:57.331
14	55.155	+0.300	12:02:52.486

Lap	Lap Tm	Diff	Time of Day
(20) Aaron Schäfer			
1	59.899	+3.728	11:50:52.743
2	56.171		11:51:48.914
3	56.171		11:52:45.085
4	56.474	+0.303	11:53:41.559
5	56.952	+0.781	11:54:38.511
6	56.856	+0.685	11:55:35.367
7	56.610	+0.439	11:56:31.977
8	57.271	+1.100	11:57:29.248
9	56.371	+0.200	11:58:25.619
10	56.696	+0.525	11:59:22.315
11	56.546	+0.375	12:00:18.861
12	57.699	+1.528	12:01:16.560
13	56.825	+0.654	12:02:13.385
14	56.955	+0.784	12:03:10.340
15	57.161	+0.990	12:04:07.501
16	57.243	+1.072	12:05:04.744

Lap	Lap Tm	Diff	Time of Day
(1) Nicolas Czyba			
1	59.176	+2.862	11:50:51.576
2	56.741	+0.427	11:51:48.317
3	56.349	+0.035	11:52:44.666
4	57.262	+0.948	11:53:41.928
5	57.716	+1.402	11:54:39.644
6	56.420	+0.106	11:55:36.064
7	56.350	+0.036	11:56:32.414
8	57.128	+0.814	11:57:29.542
9	56.480	+0.166	11:58:26.022
10	56.743	+0.429	11:59:22.765
11	56.314		12:00:19.079
12	1:29.966	+33.652	12:01:49.045
13	58.548	+2.234	12:02:47.593
14	56.876	+0.562	12:03:44.469
15	57.222	+0.908	12:04:41.691
16	58.083	+1.769	12:05:39.774

Lap	Lap Tm	Diff	Time of Day
(G80) Mike Schorpp			
1	1:03.032	+6.198	11:50:55.509
2	58.958	+2.124	11:51:54.467
3	57.992	+1.158	11:52:52.459
4	59.133	+2.299	11:53:51.592
5	57.065	+0.231	11:54:48.657
6	59.134	+2.300	11:55:47.791
7	56.834		11:56:44.625
8	58.378	+1.544	11:57:43.003
9	58.633	+1.799	11:58:41.636
10	58.187	+1.353	11:59:39.823
11	57.934	+1.100	12:00:37.757
12	1:00.540	+3.706	12:01:38.297

Lap	Lap Tm	Diff	Time of Day
13	56.917	+0.083	12:02:35.214
14	59.464	+2.630	12:03:34.678
15	59.731	+2.897	12:04:34.409
16	57.441	+0.607	12:05:31.850

Lap	Lap Tm	Diff	Time of Day
(29) Lucas Busch			
1	1:08.029	+11.174	11:51:03.888
2	59.380	+2.525	11:52:03.268
3	58.296	+1.441	11:53:01.564
4	57.692	+0.837	11:53:59.256
5	59.092	+2.237	11:54:58.348
6	58.386	+1.531	11:55:56.734
7	56.855		11:56:53.589
8	1:56.010	+59.155	11:58:49.599
9	1:00.150	+3.295	11:59:49.749
10	58.854	+1.999	12:00:48.603
11	57.121	+0.266	12:01:45.724
12	1:45.237	+48.382	12:03:30.961
13	1:04.159	+7.304	12:04:35.120

Lap	Lap Tm	Diff	Time of Day
(11) Nicholas Niemann			
1	1:02.238	+5.310	11:50:55.792
2	58.985	+2.057	11:51:54.777
3	57.896	+0.968	11:52:52.673
4	58.164	+1.236	11:53:50.837
5	57.395	+0.467	11:54:48.232
6	58.125	+1.197	11:55:46.357
7	56.928		11:56:43.285
8	1:43.664	+46.736	11:58:26.949
9	1:01.473	+4.545	11:59:28.422
10	57.202	+0.274	12:00:25.624
11	58.603	+1.675	12:01:24.227
12	1:25.286	+28.358	12:02:49.513
13	58.342	+1.414	12:03:47.855
14	57.417	+0.489	12:04:45.272
15	1:08.884	+11.956	12:05:54.156

Lap	Lap Tm	Diff	Time of Day
(16) Sophia Liebschner			
1	1:06.253	+9.185	11:51:05.305
2	58.386	+1.318	11:52:03.691
3	58.538	+1.470	11:53:02.229
4	57.285	+0.217	11:53:59.514
5	58.411	+1.343	11:54:57.925
6	58.285	+1.217	11:55:56.210
7	57.090	+0.022	11:56:53.300
8	57.068		11:57:50.368
9	57.359	+0.291	11:58:47.727
10	57.541	+0.473	11:59:45.268
11	1:22.773	+25.705	12:01:08.041
12	59.576	+2.508	12:02:07.617
13	58.282	+1.214	12:03:05.899

Lap	Lap Tm	Diff	Time of Day
(4) Valentin Frühauf			
1	1:04.969	+7.076	11:50:58.977
2	59.723	+1.830	11:51:58.700
3	57.897	+0.004	11:52:56.597
4	58.256	+0.363	11:53:54.853
5	57.894	+0.001	11:54:52.747
6	1:00.743	+2.850	11:55:53.490
7	1:27.016	+29.123	11:57:20.506
8	1:01.040	+3.147	11:58:21.546
9	57.921	+0.028	11:59:19.467
10	58.909	+1.016	12:00:18.376
11	1:12.023	+14.130	12:01:30.399
12	1:00.163	+2.270	12:02:30.562
13	58.068	+0.175	12:03:28.630

Lap	Lap Tm	Diff	Time of Day
14	1:00.455	+2.562	12:04:29.085
15	57.893		12:05:26.978

Lap	Lap Tm	Diff	Time of Day
(23) Mauro Herget			
1	1:06.762	+7.814	11:51:01.472
2	1:01.555	+2.607	11:52:03.027
3	1:00.502	+1.554	11:53:03.529
4	1:00.470	+1.522	11:54:03.999
5	1:00.083	+1.135	11:55:04.082
6	1:52.682	+53.734	11:56:56.764
7	1:02.401	+3.453	11:57:59.165
8	59.598	+0.650	11:58:58.763
9	1:22.378	+23.430	12:00:21.141
10	1:03.913	+4.965	12:01:25.054
11	59.821	+0.873	12:02:24.875
12	1:00.623	+1.675	12:03:25.498
13	1:00.356	+1.408	12:04:25.854
14	58.948		12:05:24.802

Lap	Lap Tm	Diff	Time of Day
(27) Lucas Schaba			
1	1:09.141	+8.937	11:51:04.596
2	1:05.422	+5.218	11:52:10.018
3	1:02.713	+2.509	11:53:12.731
4	1:00.911	+0.707	11:54:13.642
5	1:00.592	+0.388	11:55:14.234
6	1:00.494	+0.290	11:56:14.728
7	1:00.218	+0.014	11:57:14.946
8	1:03.090	+2.886	11:58:18.036
9	1:00.245	+0.041	11:59:18.281
10	1:00.219	+0.015	12:00:18.500
11	1:01.238	+1.034	12:01:19.738
12	1:00.649	+0.445	12:02:20.387
13	1:01.632	+1.428	12:03:22.019
14	1:00.204		12:04:22.223
15	1:00.426	+0.222	12:05:22.649

Lap	Lap Tm	Diff	Time of Day
(2) Nina Castellano			
1	1:08.898	+5.054	11:51:03.829
2	1:05.959	+2.115	11:52:09.788
3	1:06.358	+2.514	11:53:16.146
4	1:05.584	+1.740	11:54:21.730
5	1:05.899	+2.055	11:55:27.629
6	1:03.844		11:56:31.473
7	1:04.598	+0.754	11:57:36.071
8	1:05.937	+2.093	11:58:42.008
9	1:04.848	+1.004	11:59:46.856
10	1:06.818	+2.974	12:00:53.674
11	1:05.160	+1.316	12:01:58.834
12	1:04.371	+0.527	12:03:03.205
13	1:05.238	+1.394	12:04:08.443
14	1:05.185	+1.341	12:05:13.628

Lap	Lap Tm	Diff	Time of Day
(3) Nick Filler			
1	1:19.518	+13.897	11:51:17.385
2	1:13.020	+7.399	11:52:30.405
3	1:08.979	+3.358	11:53:39.384
4	1:08.713	+3.092	11:54:48.097
5	1:14.228	+8.607	11:56:02.325
6	1:10.757	+5.136	11:57:13.082
7	1:08.808	+3.187	11:58:21.890
8	1:07.337	+1.716	11:59:29.227
9	1:07.139	+1.518	12:00:36.366
10	1:07.852	+2.231	12:01:44.218
11	1:07.214	+1.593	12:02:51.432
12	1:08.365	+2.744	12:03:59.797
13	1:05.621		12:05:05.418

Chief of Timing & Scoring: Ales Jakoubi

Race Director: Frank Meier

Orbits

www.mylaps.com
Licensed to: Autoklub CR




Mini Bike - Cheb / CZ

Einsteigerklasse

Cheb 1,016 Km

1. Zeittraining + 2. Zeittraining



Pos	No.	Name	Class	Overall BestTm	M1. Best Tm	M2. Best Tm
1	7	Joshua Bauer	Einsteigerklasse NSF 100	54.122	54.122	54.855
2	50	Ondrej Vostatek	Einsteigerklasse NSF 100	54.388	54.900	54.388
3	52	Petr Svoboda	Einsteigerklasse NSF 100	55.012	55.012	55.218
4	12	Noel Cosic	Einsteigerklasse NSF 100	55.134	55.538	55.134
5	15	Paul Fröde	Einsteigerklasse NSF 100	55.153	55.778	55.153
6	18	Max Zachmann	Einsteigerklasse NSF 100	55.411	55.411	55.672
7	37	Marco Fetz	Einsteigerklasse NSF 100	55.696	56.284	55.696
8	20	Aaron Schäfer	Einsteigerklasse NSF 100	56.151	56.151	56.171
9	1	Nicolas Czyba	Einsteigerklasse NSF 100	56.314	56.424	56.314
10	8	Lukas Franke	Einsteigerklasse NSF 100	56.376	56.889	56.376
11	10	Troy Bude	Einsteigerklasse NSF 100	56.652	57.064	56.652
12	G80	Mike Schorpp	Einsteigerklasse NSF 100	56.730	56.730	56.834
13	29	Lucas Busch	Einsteigerklasse NSF 100	56.855	56.890	56.855
14	11	Nicholas Niemann	Einsteigerklasse NSF 100	56.928	57.849	56.928
15	16	Sophia Liebschner	Einsteigerklasse NSF 100	57.003	57.003	57.068
16	G89	Patryk Medwediuk	Einsteigerklasse NSR 50	57.378	58.467	57.378
17	5	Benjamin Hagmaier	Einsteigerklasse NSF 100	57.633	58.915	57.633
18	4	Valentin Frühauf	Einsteigerklasse NSF 100	57.893	58.217	57.893
19	17	Micky Winkler	Einsteigerklasse NSR 50	58.109	58.109	58.630
20	21	Elias Celik	Einsteigerklasse NSR 50	58.680	58.908	58.680
21	23	Mauro Herget	Einsteigerklasse NSF 100	58.933	58.933	58.948
22	22	Felix Schmidtsdorff	Einsteigerklasse NSR 50	59.304	59.787	59.304
Not classified (110% = 59.534)						
23	53	Michelangelo Frate	Einsteigerklasse NSR 50	59.865	1:00.601	59.865
24	27	Lucas Schaba	Einsteigerklasse NSR 50	1:00.204	1:00.357	1:00.204
25	G92	Lucas Kaminski	Einsteigerklasse NSR 50	1:01.256	1:01.902	1:01.256
26	47	Benjamin Rösch	Einsteigerklasse NSR 50	1:02.346	1:02.346	
27	2	Nina Castellano	Einsteigerklasse NSF 100	1:03.844	1:05.786	1:03.844
28	G81	Sven Ortkrass	Einsteigerklasse NSR 50	1:04.202	1:04.202	1:04.678
29	3	Nick Filler	Einsteigerklasse NSR 50	1:05.621	1:07.471	1:05.621
30	51	Tristan Walch	Einsteigerklasse NSR 50	1:06.215	1:06.564	1:06.215
31	33	Max Graichen	Einsteigerklasse NSF 100	1:08.956	1:14.570	1:08.956
32	G95	Alexander Josefson	Einsteigerklasse NSR 50	1:10.932	1:13.065	1:10.932
33	45	Til Urban	Einsteigerklasse NSR 50	1:11.701	1:12.139	1:11.701
34	G85	Felix Ortkrass	Einsteigerklasse NSR 50	1:12.534	1:12.534	1:13.248
35	G91	Mattes Hösch	Einsteigerklasse NSR 50			



Mini Bike - Cheb / CZ


Einsteigerklasse

Cheb 1,016 Km

1. A - Finale

20.7.2013 13:30

Race (12 Laps) started at 13:13:01



6
5
4
3
2
1

58.933
23 Mauro Herget

21

59.304
22 F. S.

22

57.633
5 B. Hagmaier

17

57.893
4 Valentin Frühauf

18

58.109
17 Micky Winkler

19

58.680
21 Elias Celik

20

56.855
29 Lucas Busch

13

56.928
11 N. Niemann

14

57.003
16 S. Liebschner

15

57.378
G89 P. Medwediuk

16

56.314
1 Nicolas Czyba

9

56.376
8 Lukas Franke

10

56.652
10 Troy Bude

11

56.730
G80 Mike Schorpp

12

55.153
15 Paul Fröde

5

55.411
18 Max Zachmann

6

55.696
37 Marco Fetz

7

56.151
20 Aaron Schäfer

8

54.122
7 Joshua Bauer

1

54.388
50 O. Vostatek

2

55.012
52 Petr Svoboda

3

55.134
12 Noel Cosic

4

POLE POSITION



Chief of Timing & Scoring: Ales Jakoubi

Orbits

Race Director: Frank Meier

www.mylaps.com

Licensed to: Autoklub CR



Mini Bike - Cheb / CZ


Einsteigerklasse

Cheb 1,016 Km

1. B - Finale

20.7.2013 14:00

Race (10 Laps) started at 13:42:10



5

1:12.534
G85 Felix Ortkrass

17

G91 Mattes Hösch

18

4

1:06.215
51 Tristan Walch

13

1:08.956
33 Max Graichen

14

1:10.932
G95 A. Josefson

15

1:11.701
45 Tii Urban

16

3

1:02.346
47 B. Rösch

9

1:03.844
2 Nina Castellano

10

1:04.202
G81 S. Ortkrass

11

1:05.621
3 Nick Filler

12

2

59.877
90 Dennis Mocikat

5

1:00.204
27 Lucas Schaba

6

1:01.256
G92 L. Kaminski

7

1:02.091
46 Manuel Rösch

8

1

58.990
98 Marvin Witter

1

POLE POSITION

59.339
40 Tobias Kiefer


2

59.809
88 Franz Streicher

3

59.865
53 M. Frate

4



Chief of Timing & Scoring: Ales Jakoubi

Orbits

Race Director: Frank Meier

www.mylaps.com

Licensed to: Autoklub CR



Mini Bike - Cheb / CZ

Sorted on Laps

Einsteigerklasse

Cheb 1,016 Km

1. A - Finale

20.7.2013 13:30

Race (12 Laps) started at 13:13:01

Pos	No.	Name	Nat/! Class	Laps	Diff	Total Tm	Best Tm	Comment
Einsteigerklasse NSF 100								
1	50	Ondrej Vostatek	CZE Einsteigerklasse NSF 100	12		11:00.243	54.392	
2	52	Petr Svoboda	CZE Einsteigerklasse NSF 100	12	14.137	11:14.380	55.050	
3	12	Noel Cosic	GER Einsteigerklasse NSF 100	12	14.167	11:14.410	55.343	
4	18	Max Zachmann	GER Einsteigerklasse NSF 100	12	15.475	11:15.718	55.414	
5	20	Aaron Schäfer	GER Einsteigerklasse NSF 100	12	17.604	11:17.847	55.547	
6	37	Marco Fetz	GER Einsteigerklasse NSF 100	12	19.038	11:19.281	55.683	
7	1	Nicolas Czyba	GER Einsteigerklasse NSF 100	12	20.093	11:20.336	55.940	
8	8	Lukas Franke	GER Einsteigerklasse NSF 100	12	25.542	11:25.785	56.391	
9	29	Lucas Busch	GER Einsteigerklasse NSF 100	12	27.633	11:27.876	56.226	
10	11	Nicholas Niemann	GER Einsteigerklasse NSF 100	12	28.302	11:28.545	56.231	
11	10	Troy Bude	GER Einsteigerklasse NSF 100	12	29.309	11:29.552	56.470	
12	4	Valentin Frühauf	GER Einsteigerklasse NSF 100	12	41.842	11:42.085	57.209	
13	G80	Mike Schorpp	GER Einsteigerklasse NSF 100	12	42.431	11:42.674	57.068	
14	16	Sophia Liebschner	GER Einsteigerklasse NSF 100	12	48.194	11:48.437	56.409	Jump start: +20 sec.
15	15	Paul Fröde	GER Einsteigerklasse NSF 100	12	49.169	11:49.412	54.990	
16	5	Benjamin Hagmaier	GER Einsteigerklasse NSF 100	12	51.174	11:51.417	58.175	
17	23	Mauro Herget	GER Einsteigerklasse NSF 100	11	1 Lap	11:04.155	59.047	

Einsteigerklasse NSR 50

1	17	Micky Winkler	GER Einsteigerklasse NSR 50	12		11:51.836	57.930	
2	G89	Patryk Medwediuk	GER Einsteigerklasse NSR 50	12	0.430	11:52.266	57.900	
3	22	Felix Schmidtsdorff	GER Einsteigerklasse NSR 50	11	1 Lap	11:02.964	59.276	
4	21	Elias Celik	GER Einsteigerklasse NSR 50	11	1 Lap	11:04.426	58.758	

Margin of Victory	Avg. Speed	Best Lap Tm	Best Speed	Best Lap by
14.137	66,477	54.392	67,245	50 - Ondrej Vostatek

Chief of Timing & Scoring: Ales Jakoubi

Orbits

Race Director: Frank Meier

www.mylaps.com

Licensed to: Autoklub CR



Mini Bike - Cheb / CZ

Einsteigerklasse

Cheb 1,016 Km

1. A - Finale

20.7.2013 13:30

Race (12 Laps) started at 13:13:01

Lap	Lap Tm	Diff	Time of Day
(50) Ondrej Vostatek			
1			13:13:59.878
2	55.274	+0.882	13:14:55.152
3	54.993	+0.601	13:15:50.145
4	54.566	+0.174	13:16:44.711
5	54.575	+0.183	13:17:39.286
6	54.423	+0.031	13:18:33.709
7	54.392		13:19:28.101
8	55.014	+0.622	13:20:23.115
9	54.509	+0.117	13:21:17.624
10	54.474	+0.082	13:22:12.098
11	54.694	+0.302	13:23:06.792
12	54.949	+0.557	13:24:01.741

Lap	Lap Tm	Diff	Time of Day
(52) Petr Svoboda			
1			13:14:01.417
2	55.844	+0.794	13:14:57.261
3	55.260	+0.210	13:15:52.521
4	55.112	+0.062	13:16:47.633
5	55.279	+0.229	13:17:42.912
6	55.391	+0.341	13:18:38.303
7	55.367	+0.317	13:19:33.670
8	55.050		13:20:28.720
9	59.867	+4.817	13:21:28.587
10	55.606	+0.556	13:22:24.193
11	55.962	+0.912	13:23:20.155
12	55.723	+0.673	13:24:15.878

Lap	Lap Tm	Diff	Time of Day
(12) Noel Cosic			
1			13:14:02.234
2	55.802	+0.459	13:14:58.036
3	55.994	+0.651	13:15:54.030
4	56.136	+0.793	13:16:50.166
5	56.152	+0.809	13:17:46.318
6	55.776	+0.433	13:18:42.094
7	55.587	+0.244	13:19:37.681
8	56.056	+0.713	13:20:33.737
9	55.673	+0.330	13:21:29.410
10	55.507	+0.164	13:22:24.917
11	55.648	+0.305	13:23:20.565
12	55.343		13:24:15.908

Lap	Lap Tm	Diff	Time of Day
(18) Max Zachmann			
1			13:14:02.570
2	56.082	+0.668	13:14:58.652
3	56.265	+0.851	13:15:54.917
4	55.597	+0.183	13:16:50.514
5	56.148	+0.734	13:17:46.662
6	56.078	+0.664	13:18:42.740
7	56.180	+0.766	13:19:38.920
8	55.810	+0.396	13:20:34.730
9	55.693	+0.279	13:21:30.423
10	55.414		13:22:25.837
11	55.670	+0.256	13:23:21.507
12	55.709	+0.295	13:24:17.216

Lap	Lap Tm	Diff	Time of Day
(20) Aaron Schäfer			
1			13:14:03.932
2	56.057	+0.510	13:14:59.989
3	55.751	+0.204	13:15:55.740
4	55.619	+0.072	13:16:51.359
5	55.547		13:17:46.906
6	56.245	+0.698	13:18:43.151
7	56.102	+0.555	13:19:39.253
8	56.231	+0.684	13:20:35.484

Lap	Lap Tm	Diff	Time of Day
9	55.910	+0.363	13:21:31.394
10	55.573	+0.026	13:22:26.967
11	56.271	+0.724	13:23:23.238
12	56.107	+0.560	13:24:19.345

Lap	Lap Tm	Diff	Time of Day
(37) Marco Fetz			
1			13:14:03.170
2	56.080	+0.397	13:14:59.250
3	56.245	+0.562	13:15:55.495
4	55.683		13:16:51.178
5	56.287	+0.604	13:17:47.465
6	56.251	+0.568	13:18:43.716
7	56.001	+0.318	13:19:39.717
8	56.330	+0.647	13:20:36.047
9	56.249	+0.566	13:21:32.296
10	56.459	+0.776	13:22:28.755
11	56.165	+0.482	13:23:24.920
12	55.859	+0.176	13:24:20.779

Lap	Lap Tm	Diff	Time of Day
(1) Nicolas Czyba			
1			13:14:01.925
2	55.940		13:14:57.865
3	56.011	+0.071	13:15:53.876
4	56.053	+0.113	13:16:49.929
5	56.246	+0.306	13:17:46.175
6	56.390	+0.450	13:18:42.565
7	56.101	+0.161	13:19:38.666
8	56.627	+0.687	13:20:35.293
9	56.671	+0.731	13:21:31.964
10	56.469	+0.529	13:22:28.433
11	57.111	+1.171	13:23:25.544
12	56.290	+0.350	13:24:21.834

Lap	Lap Tm	Diff	Time of Day
(8) Lukas Franke			
1			13:14:03.752
2	56.961	+0.570	13:15:00.713
3	56.873	+0.482	13:15:57.586
4	56.811	+0.420	13:16:54.397
5	56.663	+0.272	13:17:51.060
6	56.598	+0.207	13:18:47.658
7	56.450	+0.059	13:19:44.108
8	56.391		13:20:40.499
9	56.632	+0.241	13:21:37.131
10	56.768	+0.377	13:22:33.899
11	56.705	+0.314	13:23:30.604
12	56.679	+0.288	13:24:27.283

Lap	Lap Tm	Diff	Time of Day
(29) Lucas Busch			
1			13:14:05.296
2	57.085	+0.859	13:15:02.381
3	57.209	+0.983	13:15:59.590
4	56.816	+0.590	13:16:56.406
5	56.629	+0.403	13:17:53.035
6	56.589	+0.363	13:18:49.624
7	56.815	+0.589	13:19:46.439
8	57.027	+0.801	13:20:43.466
9	56.656	+0.430	13:21:40.122
10	56.439	+0.213	13:22:36.561
11	56.226		13:23:32.787
12	56.587	+0.361	13:24:29.374

Lap	Lap Tm	Diff	Time of Day
(11) Nicholas Niemann			
1			13:14:04.330
2	57.133	+0.902	13:15:01.463
3	56.474	+0.243	13:15:57.937
4	56.602	+0.371	13:16:54.539

Lap	Lap Tm	Diff	Time of Day
5	56.910	+0.679	13:17:51.449
6	56.587	+0.356	13:18:48.036
7	56.231		13:19:44.267
8	56.504	+0.273	13:20:40.771
9	57.456	+1.225	13:21:38.227
10	56.498	+0.267	13:22:34.725
11	57.278	+1.047	13:23:32.003
12	58.040	+1.809	13:24:30.043

Lap	Lap Tm	Diff	Time of Day
(10) Troy Bude			
1			13:14:05.752
2	56.898	+0.428	13:15:02.650
3	57.313	+0.843	13:15:59.963
4	56.925	+0.455	13:16:56.888
5	56.830	+0.360	13:17:53.718
6	56.470		13:18:50.188
7	56.785	+0.315	13:19:46.973
8	56.858	+0.388	13:20:43.831
9	56.602	+0.132	13:21:40.433
10	56.705	+0.235	13:22:37.138
11	56.810	+0.340	13:23:33.948
12	57.102	+0.632	13:24:31.050

Lap	Lap Tm	Diff	Time of Day
(4) Valentin Frühauf			
1			13:14:06.584
2	58.412	+1.203	13:15:04.996
3	58.503	+1.294	13:16:03.499
4	58.136	+0.927	13:17:01.635
5	57.730	+0.521	13:17:59.365
6	57.895	+0.686	13:18:57.260
7	57.209		13:19:54.469
8	58.070	+0.861	13:20:52.539
9	57.869	+0.660	13:21:50.408
10	58.061	+0.852	13:22:48.469
11	57.702	+0.493	13:23:46.171
12	57.412	+0.203	13:24:43.583

Lap	Lap Tm	Diff	Time of Day
(G80) Mike Schorpp			
1			13:14:09.657
2	59.690	+2.622	13:15:09.347
3	57.898	+0.830	13:16:07.245
4	58.017	+0.949	13:17:05.262
5	57.852	+0.784	13:18:03.114
6	57.970	+0.902	13:19:01.084
7	57.179	+0.111	13:19:58.263
8	57.120	+0.052	13:20:55.383
9	57.137	+0.069	13:21:52.520
10	57.202	+0.134	13:22:49.722
11	57.068		13:23:46.790
12	57.382	+0.314	13:24:44.172

Lap	Lap Tm	Diff	Time of Day
(16) Sophia Liebschner			
1			13:14:04.975
2	56.948	+0.539	13:15:01.923
3	57.259	+0.850	13:15:59.182
4	56.935	+0.526	13:16:56.117
5	56.588	+0.179	13:17:52.705
6	56.609	+0.200	13:18:49.314
7	57.406	+0.997	13:19:46.720
8	56.409		13:20:43.129
9	56.651	+0.242	13:21:39.780
10	57.070	+0.661	13:22:36.850
11	56.545	+0.136	13:23:33.395
12	56.540	+0.131	13:24:29.935

Lap	Lap Tm	Diff	Time of Day
(15) Paul Fröde			

Chief of Timing & Scoring: Ales Jakoubi

Orbits

Race Director: Frank Meier

www.mylaps.com

Licensed to: Autoklub CR



Mini Bike - Cheb / CZ

Einsteigerklasse

Cheb 1,016 Km

1. A - Finale

20.7.2013 13:30

Race (12 Laps) started at 13:13:01

Lap	Lap Tm	Diff	Time of Day
1			13:14:01.601
2	55.887	+0.897	13:14:57.488
3	55.407	+0.417	13:15:52.895
4	54.990		13:16:47.885
5	55.195	+0.205	13:17:43.080
6	55.473	+0.483	13:18:38.553
7	55.325	+0.335	13:19:33.878
8	54.991	+0.001	13:20:28.869
9	1:32.324	+37.334	13:22:01.193
10	56.270	+1.280	13:22:57.463
11	57.036	+2.046	13:23:54.499
12	56.411	+1.421	13:24:50.910

(5) Benjamin Hagmaier

1			13:14:07.620
2	59.253	+1.078	13:15:06.873
3	58.678	+0.503	13:16:05.551
4	58.454	+0.279	13:17:04.005
5	58.889	+0.714	13:18:02.894
6	58.636	+0.461	13:19:01.530
7	58.175		13:19:59.705
8	58.268	+0.093	13:20:57.973
9	58.673	+0.498	13:21:56.646
10	58.695	+0.520	13:22:55.341
11	58.550	+0.375	13:23:53.891
12	59.024	+0.849	13:24:52.915

(17) Micky Winkler

1			13:14:08.143
2	59.582	+1.652	13:15:07.725
3	58.817	+0.887	13:16:06.542
4	58.519	+0.589	13:17:05.061
5	58.959	+1.029	13:18:04.020
6	58.366	+0.436	13:19:02.386
7	58.153	+0.223	13:20:00.539
8	57.930		13:20:58.469
9	58.737	+0.807	13:21:57.206
10	58.698	+0.768	13:22:55.904
11	58.809	+0.879	13:23:54.713
12	58.621	+0.691	13:24:53.334

(G89) Patryk Medwediuk

1			13:14:08.613
2	59.651	+1.751	13:15:08.264
3	58.805	+0.905	13:16:07.069
4	58.894	+0.994	13:17:05.963
5	58.487	+0.587	13:18:04.450
6	58.588	+0.688	13:19:03.038
7	57.988	+0.088	13:20:01.026
8	57.900		13:20:58.926
9	58.801	+0.901	13:21:57.727
10	58.738	+0.838	13:22:56.465
11	58.645	+0.745	13:23:55.110
12	58.654	+0.754	13:24:53.764

(7) Joshua Bauer

1			13:14:00.885
2	55.010	+0.972	13:14:55.895
3	54.897	+0.859	13:15:50.792
4	54.820	+0.782	13:16:45.612
5	54.524	+0.486	13:17:40.136
6	54.220	+0.182	13:18:34.356
7	54.038		13:19:28.394
8	54.442	+0.404	13:20:22.836
9	54.594	+0.556	13:21:17.430
10	54.541	+0.503	13:22:11.971

Lap	Lap Tm	Diff	Time of Day
11	54.677	+0.639	13:23:06.648
<hr/>			
(22) Felix Schmidtdorff			
1			13:14:09.515
2	59.735	+0.459	13:15:09.250
3	59.613	+0.337	13:16:08.863
4	59.276		13:17:08.139
5	59.543	+0.267	13:18:07.682
6	59.288	+0.012	13:19:06.970
7	59.484	+0.208	13:20:06.454
8	59.464	+0.188	13:21:05.918
9	59.328	+0.052	13:22:05.246
10	59.568	+0.292	13:23:04.814
11	59.648	+0.372	13:24:04.462

(23) Mauro Herget

1			13:14:10.234
2	59.960	+0.913	13:15:10.194
3	59.312	+0.265	13:16:09.506
4	59.047		13:17:08.553
5	59.312	+0.265	13:18:07.865
6	59.348	+0.301	13:19:07.213
7	59.545	+0.498	13:20:06.758
8	59.381	+0.334	13:21:06.139
9	59.407	+0.360	13:22:05.546
10	59.779	+0.732	13:23:05.325
11	1:00.328	+1.281	13:24:05.653

(21) Elias Celik

1			13:14:10.360
2	1:00.200	+1.442	13:15:10.560
3	59.605	+0.847	13:16:10.165
4	58.758		13:17:08.923
5	59.133	+0.375	13:18:08.056
6	59.569	+0.811	13:19:07.625
7	59.334	+0.576	13:20:06.959
8	59.362	+0.604	13:21:06.321
9	59.660	+0.902	13:22:05.981
10	59.472	+0.714	13:23:05.453
11	1:00.471	+1.713	13:24:05.924

Chief of Timing & Scoring: Ales Jakoubi

Orbits

Race Director: Frank Meier

www.mylaps.com

Licensed to: Autoklub CR



Mini Bike - Cheb / CZ

Sorted on Laps

Einsteigerklasse

Cheb 1,016 Km

1. B - Finale

20.7.2013 14:00

Race (10 Laps) started at 13:42:10

Pos	No.	Name	Nat./! Class	Laps	Diff	Total Tm	Best Tm	Comment
Einsteigerklasse NSF 100								
1	2	Nina Castellano	GER Einsteigerklasse NSF 100	10		11:00.500	1:04.531	
2	33	Max Graichen	GER Einsteigerklasse NSF 100	9	1 Lap	10:32.569	1:09.024	
Einsteigerklasse NSR 50								
1	G92	Lucas Kaminski	GER Einsteigerklasse NSR 50	10		10:27.024	1:01.525	
2	53	Michelangelo Frate	ITA Einsteigerklasse NSR 50	10	0.505	10:27.529	1:00.356	
3	27	Lucas Schaba	GER Einsteigerklasse NSR 50	10	4.746	10:31.770	1:00.985	
4	51	Tristan Walch	AUT Einsteigerklasse NSR 50	9	1 Lap	10:28.672	1:06.699	
5	3	Nick Filler	GER Einsteigerklasse NSR 50	9	1 Lap	10:32.675	1:08.528	
6	G81	Sven Ortkrass	GER Einsteigerklasse NSR 50	9	1 Lap	10:32.910	1:08.178	
7	G85	Felix Ortkrass	GER Einsteigerklasse NSR 50	9	1 Lap	10:45.665	1:09.740	
8	45	Til Urban	GER Einsteigerklasse NSR 50	9	1 Lap	10:49.293	1:10.427	
9	G95	Alexander Josefson	GER Einsteigerklasse NSR 50	9	1 Lap	11:05.458	1:11.815	
Nachwuchsklasse NSF 100								
1	98	Marvin Witter	GER Nachwuchsklasse NSF 100	10		9:58.368	58.204	
2	40	Tobias Kiefer	GER Nachwuchsklasse NSF 100	10	2.270	10:00.638	58.990	
3	88	Franz Streicher	GER Nachwuchsklasse NSF 100	10	18.350	10:16.718	59.710	
4	46	Manuel Rösch	GER Nachwuchsklasse NSF 100	10	31.010	10:29.378	1:01.227	

Margin of Victory	Avg. Speed	Best Lap Tm	Best Speed	Best Lap by
2.270	61,126	58.204	62,841	98 - Marvin Witter

Chief of Timing & Scoring: Ales Jakoubi

Orbits

Race Director: Frank Meier

www.mylaps.com

Licensed to: Autoklub CR



Mini Bike - Cheb / CZ

Einsteigerklasse

Cheb 1,016 Km

1. B - Finale

20.7.2013 14:00

Race (10 Laps) started at 13:42:10

Lap	Lap Tm	Diff	Time of Day
(98) Marvin Witter			
1			13:43:16.278
2	59.316	+1.112	13:44:15.594
3	59.151	+0.947	13:45:14.745
4	58.204		13:46:12.949
5	58.739	+0.535	13:47:11.688
6	59.024	+0.820	13:48:10.712
7	1:00.124	+1.920	13:49:10.836
8	58.967	+0.763	13:50:09.803
9	59.466	+1.262	13:51:09.269
10	59.595	+1.391	13:52:08.864

Lap	Lap Tm	Diff	Time of Day
(40) Tobias Kiefer			
1			13:43:14.024
2	59.426	+0.436	13:44:13.450
3	59.304	+0.314	13:45:12.754
4	59.609	+0.619	13:46:12.363
5	58.990		13:47:11.353
6	1:00.880	+1.890	13:48:12.233
7	1:01.436	+2.446	13:49:13.669
8	59.185	+0.195	13:50:12.854
9	59.070	+0.080	13:51:11.924
10	59.210	+0.220	13:52:11.134

Lap	Lap Tm	Diff	Time of Day
(88) Franz Streicher			
1			13:43:15.777
2	1:00.987	+1.277	13:44:16.764
3	1:00.294	+0.584	13:45:17.058
4	1:01.049	+1.339	13:46:18.107
5	1:00.927	+1.217	13:47:19.034
6	1:01.031	+1.321	13:48:20.065
7	1:02.042	+2.332	13:49:22.107
8	1:02.614	+2.904	13:50:24.721
9	1:02.783	+3.073	13:51:27.504
10	59.710		13:52:27.214

Lap	Lap Tm	Diff	Time of Day
(G92) Lucas Kaminski			
1			13:43:18.610
2	1:01.567	+0.042	13:44:20.177
3	1:02.374	+0.849	13:45:22.551
4	1:02.280	+0.755	13:46:24.831
5	1:01.614	+0.089	13:47:26.445
6	1:01.549	+0.024	13:48:27.994
7	1:01.525		13:49:29.519
8	1:02.587	+1.062	13:50:32.106
9	1:02.656	+1.131	13:51:34.762
10	1:02.758	+1.233	13:52:37.520

Lap	Lap Tm	Diff	Time of Day
(53) Michelangelo Frate			
1			13:43:15.051
2	1:00.356		13:44:15.407
3	1:01.469	+1.113	13:45:16.876
4	1:00.407	+0.051	13:46:17.283
5	1:00.424	+0.068	13:47:17.707
6	1:01.874	+1.518	13:48:19.581
7	1:01.414	+1.058	13:49:20.995
8	1:04.090	+3.734	13:50:25.085
9	1:08.781	+8.425	13:51:33.866
10	1:04.159	+3.803	13:52:38.025

Lap	Lap Tm	Diff	Time of Day
(46) Manuel Rösch			
1			13:43:20.561
2	1:02.320	+1.093	13:44:22.881
3	1:01.976	+0.749	13:45:24.857
4	1:01.933	+0.706	13:46:26.790

Lap	Lap Tm	Diff	Time of Day
5	1:01.585	+0.358	13:47:28.375
6	1:01.227		13:48:29.602
7	1:01.409	+0.182	13:49:31.011
8	1:02.516	+1.289	13:50:33.527
9	1:01.784	+0.557	13:51:35.311
10	1:04.563	+3.336	13:52:39.874

Lap	Lap Tm	Diff	Time of Day
(27) Lucas Schaba			
1			13:43:20.826
2	1:02.427	+1.442	13:44:23.253
3	1:00.985		13:45:24.238
4	1:01.164	+0.179	13:46:25.402
5	1:01.311	+0.326	13:47:26.713
6	1:01.644	+0.659	13:48:28.357
7	1:01.521	+0.536	13:49:29.878
8	1:03.346	+2.361	13:50:33.224
9	1:01.683	+0.698	13:51:34.907
10	1:07.359	+6.374	13:52:42.266

Lap	Lap Tm	Diff	Time of Day
(2) Nina Castellano			
1			13:43:22.726
2	1:04.531		13:44:27.257
3	1:06.294	+1.763	13:45:33.551
4	1:05.495	+0.964	13:46:39.046
5	1:05.687	+1.156	13:47:44.733
6	1:05.422	+0.891	13:48:50.155
7	1:05.578	+1.047	13:49:55.733
8	1:05.139	+0.608	13:51:00.872
9	1:04.789	+0.258	13:52:05.661
10	1:05.335	+0.804	13:53:10.996

Lap	Lap Tm	Diff	Time of Day
(51) Tristan Walch			
1			13:43:27.586
2	1:09.114	+2.415	13:44:36.700
3	1:10.102	+3.403	13:45:46.802
4	1:09.226	+2.527	13:46:56.028
5	1:10.166	+3.467	13:48:06.194
6	1:08.966	+2.267	13:49:15.160
7	1:08.870	+2.171	13:50:24.030
8	1:08.439	+1.740	13:51:32.469
9	1:06.699		13:52:39.168

Lap	Lap Tm	Diff	Time of Day
(33) Max Graichen			
1			13:43:25.520
2	1:09.376	+0.352	13:44:34.896
3	1:10.592	+1.568	13:45:45.488
4	1:10.197	+1.173	13:46:55.685
5	1:09.954	+0.930	13:48:05.639
6	1:09.042	+0.018	13:49:14.681
7	1:09.024		13:50:23.705
8	1:10.102	+1.078	13:51:33.807
9	1:09.258	+0.234	13:52:43.065

Lap	Lap Tm	Diff	Time of Day
(3) Nick Filler			
1			13:43:26.655
2	1:08.829	+0.301	13:44:35.484
3	1:10.500	+1.972	13:45:45.984
4	1:10.329	+1.801	13:46:56.313
5	1:09.969	+1.441	13:48:06.282
6	1:09.384	+0.856	13:49:15.666
7	1:08.528		13:50:24.194
8	1:10.064	+1.536	13:51:34.258
9	1:08.913	+0.385	13:52:43.171

Lap	Lap Tm	Diff	Time of Day
(G81) Sven Ortkrass			
1			13:43:27.084

Lap	Lap Tm	Diff	Time of Day
2	1:08.849	+0.671	13:44:35.933
3	1:10.402	+2.224	13:45:46.335
4	1:10.197	+2.019	13:46:56.532
5	1:10.144	+1.966	13:48:06.676
6	1:09.463	+1.285	13:49:16.139
7	1:08.276	+0.098	13:50:24.415
8	1:10.813	+2.635	13:51:35.228
9	1:08.178		13:52:43.406

Lap	Lap Tm	Diff	Time of Day
(G85) Felix Ortkrass			
1			13:43:29.707
2	1:11.302	+1.562	13:44:41.009
3	1:11.932	+2.192	13:45:52.941
4	1:10.657	+0.917	13:47:03.598
5	1:10.023	+0.283	13:48:13.621
6	1:09.740		13:49:23.361
7	1:12.092	+2.352	13:50:35.453
8	1:10.176	+0.436	13:51:45.629
9	1:10.532	+0.792	13:52:56.161

Lap	Lap Tm	Diff	Time of Day
(45) Til Urban			
1			13:43:30.741
2	1:10.889	+0.462	13:44:41.630
3	1:12.037	+1.610	13:45:53.667
4	1:10.670	+0.243	13:47:04.337
5	1:10.721	+0.294	13:48:15.058
6	1:11.380	+0.953	13:49:26.438
7	1:11.763	+1.336	13:50:38.201
8	1:11.161	+0.734	13:51:49.362
9	1:10.427		13:52:59.789

Lap	Lap Tm	Diff	Time of Day
(G95) Alexander Josefson			
1			13:43:31.329
2	1:13.796	+1.981	13:44:45.125
3	1:11.815		13:45:56.940
4	1:13.507	+1.692	13:47:10.447
5	1:12.173	+0.358	13:48:22.620
6	1:11.929	+0.114	13:49:34.549
7	1:13.201	+1.386	13:50:47.750
8	1:13.428	+1.613	13:52:01.178
9	1:14.776	+2.961	13:53:15.954

Chief of Timing & Scoring: Ales Jakoubi

Orbits

Race Director: Frank Meier

www.mylaps.com

Licensed to: Autoklub CR



Mini Bike - Cheb / CZ

Sorted on Laps

Einsteigerklasse

Cheb 1,016 Km

2. A - Finale

20.7.2013 16:00

Race (12 Laps) started at 15:25:47

Pos	No.	Name	Nat./! Class	Laps	Diff	Total Tm	Best Tm	Comment
Einsteigerklasse NSF 100								
1	7	Joshua Bauer	GER Einsteigerklasse NSF 100	12		11:00.937	54.415	
2	50	Ondrej Vostatek	CZE Einsteigerklasse NSF 100	12	0.133	11:01.070	54.511	
3	52	Petr Svoboda	CZE Einsteigerklasse NSF 100	12	5.921	11:06.858	54.796	
4	15	Paul Fröde	GER Einsteigerklasse NSF 100	12	7.035	11:07.972	54.933	
5	12	Noel Cosic	GER Einsteigerklasse NSF 100	12	10.780	11:11.717	55.195	
6	20	Aaron Schäfer	GER Einsteigerklasse NSF 100	12	15.217	11:16.154	55.561	
7	18	Max Zachmann	GER Einsteigerklasse NSF 100	12	15.473	11:16.410	55.255	
8	37	Marco Fetz	GER Einsteigerklasse NSF 100	12	17.054	11:17.991	55.711	
9	1	Nicolas Czyba	GER Einsteigerklasse NSF 100	12	22.598	11:23.535	56.144	
10	11	Nicholas Niemann	GER Einsteigerklasse NSF 100	12	24.807	11:25.744	56.368	
11	8	Lukas Franke	GER Einsteigerklasse NSF 100	12	25.171	11:26.108	55.943	
12	29	Lucas Busch	GER Einsteigerklasse NSF 100	12	35.218	11:36.155	56.752	
13	10	Troy Bude	GER Einsteigerklasse NSF 100	12	35.595	11:36.532	56.418	
14	4	Valentin Frühauf	GER Einsteigerklasse NSF 100	12	40.495	11:41.432	57.338	
15	G80	Mike Schorpp	GER Einsteigerklasse NSF 100	12	41.136	11:42.073	56.990	
16	5	Benjamin Hagmaier	GER Einsteigerklasse NSF 100	12	53.003	11:53.940	58.482	
17	23	Mauro Herget	GER Einsteigerklasse NSF 100	11	1 Lap	11:04.674	58.801	

Einsteigerklasse NSR 50

1	G89	Patryk Medwediuk	GER Einsteigerklasse NSR 50	12		11:56.707	57.902	
2	22	Felix Schmidtsdorff	GER Einsteigerklasse NSR 50	11	1 Lap	11:02.726	59.063	
3	21	Elias Celik	GER Einsteigerklasse NSR 50	11	1 Lap	11:03.531	59.123	
4	17	Micky Winkler	GER Einsteigerklasse NSR 50	11	1 Lap	11:23.949	57.888	

Margin of Victory	Avg. Speed	Best Lap Tm	Best Speed	Best Lap by
0.133	66,408	54.415	67,217	7 - Joshua Bauer

Chief of Timing & Scoring: Ales Jakoubi

Orbits

Race Director: Frank Meier

www.mylaps.com

Licensed to: Autoklub CR



Mini Bike - Cheb / CZ

Einsteigerklasse

2. A - Finale

Cheb 1,016 Km

20.7.2013 16:00

Race (12 Laps) started at 15:25:47

Lap	Lap Tm	Diff	Time of Day
(7) Joshua Bauer			
1			15:26:47.070
2	54.893	+0.478	15:27:41.963
3	54.433	+0.018	15:28:36.396
4	54.415		15:29:30.811
5	54.561	+0.146	15:30:25.372
6	54.560	+0.145	15:31:19.932
7	54.421	+0.006	15:32:14.353
8	54.613	+0.198	15:33:08.966
9	54.672	+0.257	15:34:03.638
10	54.969	+0.554	15:34:58.607
11	54.855	+0.440	15:35:53.462
12	55.206	+0.791	15:36:48.668

Lap	Lap Tm	Diff	Time of Day
(50) Ondrej Vostatek			
1			15:26:45.816
2	55.280	+0.769	15:27:41.096
3	54.840	+0.329	15:28:35.936
4	54.748	+0.237	15:29:30.684
5	54.553	+0.042	15:30:25.237
6	54.574	+0.063	15:31:19.811
7	54.796	+0.285	15:32:14.607
8	54.511		15:33:09.118
9	54.694	+0.183	15:34:03.812
10	54.950	+0.439	15:34:58.762
11	54.889	+0.378	15:35:53.651
12	55.150	+0.639	15:36:48.801

Lap	Lap Tm	Diff	Time of Day
(52) Petr Svoboda			
1			15:26:47.372
2	55.470	+0.674	15:27:42.842
3	55.104	+0.308	15:28:37.946
4	55.287	+0.491	15:29:33.233
5	55.480	+0.684	15:30:28.713
6	55.300	+0.504	15:31:24.013
7	55.348	+0.552	15:32:19.361
8	55.285	+0.489	15:33:14.646
9	55.333	+0.537	15:34:09.979
10	54.940	+0.144	15:35:04.919
11	54.874	+0.078	15:35:59.793
12	54.796		15:36:54.589

Lap	Lap Tm	Diff	Time of Day
(15) Paul Fröde			
1			15:26:48.214
2	55.413	+0.480	15:27:43.627
3	55.564	+0.631	15:28:39.191
4	55.447	+0.514	15:29:34.638
5	55.232	+0.299	15:30:29.870
6	54.934	+0.001	15:31:24.804
7	55.026	+0.093	15:32:19.830
8	55.140	+0.207	15:33:14.970
9	55.246	+0.313	15:34:10.216
10	54.933		15:35:05.149
11	55.230	+0.297	15:36:00.379
12	55.324	+0.391	15:36:55.703

Lap	Lap Tm	Diff	Time of Day
(12) Noel Cosic			
1			15:26:47.872
2	55.558	+0.363	15:27:43.430
3	55.505	+0.310	15:28:38.935
4	55.550	+0.255	15:29:34.385
5	55.195		15:30:29.580
6	55.628	+0.433	15:31:25.208
7	55.637	+0.442	15:32:20.845
8	55.284	+0.089	15:33:16.129

Lap	Lap Tm	Diff	Time of Day
9	55.854	+0.659	15:34:11.983
10	55.614	+0.419	15:35:07.597
11	55.748	+0.553	15:36:03.345
12	56.103	+0.908	15:36:59.448

Lap	Lap Tm	Diff	Time of Day
(20) Aaron Schäfer			
1			15:26:48.767
2	56.157	+0.596	15:27:44.924
3	56.167	+0.606	15:28:41.091
4	55.999	+0.438	15:29:37.090
5	56.028	+0.467	15:30:33.118
6	56.316	+0.755	15:31:29.434
7	55.591	+0.030	15:32:25.025
8	55.561		15:33:20.586
9	55.960	+0.399	15:34:16.546
10	56.080	+0.519	15:35:12.626
11	55.672	+0.111	15:36:08.298
12	55.587	+0.026	15:37:03.885

Lap	Lap Tm	Diff	Time of Day
(18) Max Zachmann			
1			15:26:49.843
2	56.481	+1.226	15:27:46.324
3	55.486	+0.231	15:28:41.810
4	55.493	+0.238	15:29:37.303
5	55.915	+0.660	15:30:33.218
6	55.882	+0.627	15:31:29.100
7	56.348	+1.093	15:32:25.448
8	55.689	+0.434	15:33:21.137
9	55.626	+0.371	15:34:16.763
10	56.368	+1.113	15:35:13.131
11	55.755	+0.500	15:36:08.886
12	55.255		15:37:04.141

Lap	Lap Tm	Diff	Time of Day
(37) Marco Fetz			
1			15:26:49.374
2	55.975	+0.264	15:27:45.349
3	56.151	+0.440	15:28:41.500
4	56.452	+0.741	15:29:37.952
5	55.711		15:30:33.663
6	56.483	+0.772	15:31:30.146
7	55.725	+0.014	15:32:25.871
8	55.854	+0.143	15:33:21.725
9	55.868	+0.157	15:34:17.593
10	55.888	+0.177	15:35:13.481
11	56.311	+0.600	15:36:09.792
12	55.930	+0.219	15:37:05.722

Lap	Lap Tm	Diff	Time of Day
(1) Nicolas Czyba			
1			15:26:49.656
2	56.308	+0.164	15:27:45.964
3	56.314	+0.170	15:28:42.278
4	56.490	+0.346	15:29:38.768
5	56.144		15:30:34.912
6	56.447	+0.303	15:31:31.359
7	56.596	+0.452	15:32:27.955
8	56.383	+0.239	15:33:24.338
9	56.561	+0.417	15:34:20.899
10	56.552	+0.408	15:35:17.451
11	57.240	+1.096	15:36:14.691
12	56.575	+0.431	15:37:11.266

Lap	Lap Tm	Diff	Time of Day
(11) Nicholas Niemann			
1			15:26:50.605
2	56.833	+0.465	15:27:47.438
3	56.806	+0.438	15:28:44.244
4	56.428	+0.060	15:29:40.672

Lap	Lap Tm	Diff	Time of Day
5	56.368		15:30:37.040
6	56.722	+0.354	15:31:33.762
7	56.743	+0.375	15:32:30.505
8	56.662	+0.294	15:33:27.167
9	56.407	+0.039	15:34:23.574
10	56.416	+0.048	15:35:19.990
11	56.631	+0.263	15:36:16.621
12	56.854	+0.486	15:37:13.475

Lap	Lap Tm	Diff	Time of Day
(8) Lukas Franke			
1			15:26:51.217
2	56.862	+0.919	15:27:48.079
3	57.594	+1.651	15:28:45.673
4	56.355	+0.412	15:29:42.028
5	55.943		15:30:37.971
6	56.541	+0.598	15:31:34.512
7	56.507	+0.564	15:32:31.019
8	56.747	+0.804	15:33:27.766
9	56.442	+0.499	15:34:24.208
10	56.477	+0.534	15:35:20.685
11	56.487	+0.544	15:36:17.172
12	56.667	+0.724	15:37:13.839

Lap	Lap Tm	Diff	Time of Day
(29) Lucas Busch			
1			15:26:53.120
2	58.735	+1.983	15:27:51.855
3	57.394	+0.642	15:28:49.249
4	57.260	+0.508	15:29:46.509
5	56.948	+0.196	15:30:43.457
6	56.752		15:31:40.209
7	57.090	+0.338	15:32:37.299
8	57.267	+0.515	15:33:34.566
9	57.524	+0.772	15:34:32.090
10	57.486	+0.734	15:35:29.576
11	57.334	+0.582	15:36:26.910
12	56.976	+0.224	15:37:23.886

Lap	Lap Tm	Diff	Time of Day
(10) Troy Bude			
1			15:26:55.082
2	59.437	+3.019	15:27:54.519
3	58.678	+2.260	15:28:53.197
4	57.921	+1.503	15:29:51.118
5	56.418		15:30:47.536
6	56.634	+0.216	15:31:44.170
7	56.578	+0.160	15:32:40.748
8	56.476	+0.058	15:33:37.224
9	56.584	+0.166	15:34:33.808
10	56.773	+0.355	15:35:30.581
11	56.834	+0.416	15:36:27.415
12	56.848	+0.430	15:37:24.263

Lap	Lap Tm	Diff	Time of Day
(4) Valentin Frühauf			
1			15:26:52.950
2	58.826	+1.488	15:27:51.776
3	58.698	+1.360	15:28:50.474
4	58.157	+0.819	15:29:48.631
5	57.771	+0.433	15:30:46.402
6	57.413	+0.075	15:31:43.815
7	58.079	+0.741	15:32:41.894
8	57.540	+0.202	15:33:39.434
9	57.375	+0.037	15:34:36.809
10	57.338		15:35:34.147
11	57.638	+0.300	15:36:31.785
12	57.378	+0.040	15:37:29.163

Lap	Lap Tm	Diff	Time of Day
(G80) Mike Schorpp			

Chief of Timing & Scoring: Ales Jakoubi

Race Director: Frank Meier

Orbits

www.mylaps.com

Licensed to: Autoklub CR



Mini Bike - Cheb / CZ

Einsteigerklasse

Cheb 1,016 Km

2. A - Finale

20.7.2013 16:00

Race (12 Laps) started at 15:25:47

Lap	Lap Tm	Diff	Time of Day
1			15:26:55.304
2	59.794	+2.804	15:27:55.098
3	58.262	+1.272	15:28:53.360
4	58.605	+1.615	15:29:51.965
5	57.213	+0.223	15:30:49.178
6	56.995	+0.005	15:31:46.173
7	57.498	+0.508	15:32:43.671
8	57.229	+0.239	15:33:40.900
9	57.051	+0.061	15:34:37.951
10	56.990		15:35:34.941
11	57.697	+0.707	15:36:32.638
12	57.166	+0.176	15:37:29.804

(5) Benjamin Hagmaier

1			15:26:54.900
2	59.237	+0.755	15:27:54.137
3	58.843	+0.361	15:28:52.980
4	58.802	+0.320	15:29:51.782
5	58.802	+0.320	15:30:50.584
6	58.698	+0.216	15:31:49.282
7	58.620	+0.138	15:32:47.902
8	58.691	+0.209	15:33:46.593
9	58.482		15:34:45.075
10	58.710	+0.228	15:35:43.785
11	59.094	+0.612	15:36:42.879
12	58.792	+0.310	15:37:41.671

(G89) Patryk Medwediuk

1			15:26:55.556
2	1:00.055	+2.153	15:27:55.611
3	59.853	+1.951	15:28:55.464
4	59.641	+1.739	15:29:55.105
5	59.494	+1.592	15:30:54.599
6	58.533	+0.631	15:31:53.132
7	57.902		15:32:51.034
8	58.467	+0.565	15:33:49.501
9	58.240	+0.338	15:34:47.741
10	58.836	+0.934	15:35:46.577
11	58.532	+0.630	15:36:45.109
12	59.329	+1.427	15:37:44.438

(22) Felix Schmidtsdorf

1			15:26:54.572
2	1:00.410	+1.347	15:27:54.982
3	1:00.342	+1.279	15:28:55.324
4	59.530	+0.467	15:29:54.854
5	59.541	+0.478	15:30:54.395
6	59.754	+0.691	15:31:54.149
7	59.371	+0.308	15:32:53.520
8	59.534	+0.471	15:33:53.054
9	59.063		15:34:52.117
10	59.192	+0.129	15:35:51.309
11	59.148	+0.085	15:36:50.457

(21) Elias Celik

1			15:26:55.880
2	1:00.242	+1.119	15:27:56.122
3	59.557	+0.434	15:28:55.679
4	59.565	+0.442	15:29:55.244
5	59.794	+0.671	15:30:55.038
6	59.223	+0.100	15:31:54.261
7	59.373	+0.250	15:32:53.634
8	59.514	+0.391	15:33:53.148
9	59.400	+0.277	15:34:52.548
10	59.123		15:35:51.671
11	59.591	+0.468	15:36:51.262

Lap	Lap Tm	Diff	Time of Day
<u>(23) Mauro Herget</u>			
1			15:26:58.202
2	59.250	+0.449	15:27:57.452
3	59.375	+0.574	15:28:56.827
4	58.801		15:29:55.628
5	59.706	+0.905	15:30:55.334
6	59.281	+0.480	15:31:54.615
7	59.337	+0.536	15:32:53.952
8	59.466	+0.665	15:33:53.418
9	59.680	+0.879	15:34:53.098
10	59.226	+0.425	15:35:52.324
11	1:00.081	+1.280	15:36:52.405

(17) Micky Winkler

1			15:27:21.651
2	59.050	+1.162	15:28:20.701
3	59.111	+1.223	15:29:19.812
4	58.533	+0.645	15:30:18.345
5	57.888		15:31:16.233
6	59.594	+1.706	15:32:15.827
7	58.562	+0.674	15:33:14.389
8	59.835	+1.947	15:34:14.224
9	59.142	+1.254	15:35:13.366
10	59.476	+1.588	15:36:12.842
11	58.838	+0.950	15:37:11.680

Chief of Timing & Scoring: Ales Jakoubi

Orbits

Race Director: Frank Meier

www.mylaps.com

Licensed to: Autoklub CR



Mini Bike - Cheb / CZ

Sorted on Laps

Einsteigerklasse

Cheb 1,016 Km

2. B - Finale

20.7.2013 16:30

Race (10 Laps) started at 15:56:27

Pos	No.	Name	Nat./! Class	Laps	Diff	Total Tm	Best Tm	Comment
-----	-----	------	--------------	------	------	----------	---------	---------

Einsteigerklasse NSF 100

1	2	Nina Castellano	GER Einsteigerklasse NSF 100	10		11:02.159	1:02.965	Jump start: +20 sec.
2	33	Max Graichen	GER Einsteigerklasse NSF 100	9	1 Lap	10:10.808	1:06.142	

Einsteigerklasse NSR 50

1	53	Michelangelo Frate	ITA Einsteigerklasse NSR 50	10		10:14.154	1:00.362	
2	27	Lucas Schaba	GER Einsteigerklasse NSR 50	10	3.209	10:17.363	1:00.588	
3	G92	Lucas Kaminski	GER Einsteigerklasse NSR 50	10	10.849	10:25.003	1:01.482	
4	47	Benjamin Rösch	GER Einsteigerklasse NSR 50	10	25.315	10:39.469	1:00.820	
5	51	Tristan Walch	AUT Einsteigerklasse NSR 50	9	1 Lap	10:10.112	1:06.031	
6	G81	Sven Ortkrass	GER Einsteigerklasse NSR 50	9	1 Lap	10:11.584	1:03.289	
7	3	Nick Filler	GER Einsteigerklasse NSR 50	9	1 Lap	10:16.580	1:04.433	
8	45	Til Urban	GER Einsteigerklasse NSR 50	9	1 Lap	10:38.831	1:08.228	
9	G85	Felix Ortkrass	GER Einsteigerklasse NSR 50	9	1 Lap	10:56.062	1:10.576	

Nachwuchsklasse NSF 100

1	98	Marvin Witter	GER Nachwuchsklasse NSF 100	10		10:01.015	58.875	
2	40	Tobias Kiefer	GER Nachwuchsklasse NSF 100	10	9.932	10:10.947	59.019	
3	88	Franz Streicher	GER Nachwuchsklasse NSF 100	10	15.986	10:17.001	1:00.204	
4	46	Manuel Rösch	GER Nachwuchsklasse NSF 100	10	40.458	10:41.473	1:02.851	
5	90	Dennis Mocikat	GER Nachwuchsklasse NSF 100	9	1 Lap	10:36.321	1:07.509	

Margin of Victory	Avg. Speed	Best Lap Tm	Best Speed	Best Lap by
9.932	60,857	58.875	62,125	98 - Marvin Witter

Chief of Timing & Scoring: Ales Jakoubi

Orbits

Race Director: Frank Meier

www.mylaps.com

Licensed to: Autoklub CR



Mini Bike - Cheb / CZ

Einsteigerklasse

2. B - Finale

Cheb 1,016 Km

20.7.2013 16:30

Race (10 Laps) started at 15:56:27

Lap	Lap Tm	Diff	Time of Day
(98) Marvin Witter			
1			15:57:32.463
2	1:00.530	+1.655	15:58:32.993
3	59.013	+0.138	15:59:32.006
4	58.875		16:00:30.881
5	58.902	+0.027	16:01:29.783
6	59.917	+1.042	16:02:29.700
7	59.271	+0.396	16:03:28.971
8	59.073	+0.198	16:04:28.044
9	1:01.032	+2.157	16:05:29.076
10	59.667	+0.792	16:06:28.743

Lap	Lap Tm	Diff	Time of Day
(40) Tobias Kiefer			
1			15:57:32.307
2	1:01.158	+2.139	15:58:33.465
3	59.037	+0.018	15:59:32.502
4	59.331	+0.312	16:00:31.833
5	59.019		16:01:30.852
6	1:01.994	+2.975	16:02:32.846
7	1:00.516	+1.497	16:03:33.362
8	1:00.751	+1.732	16:04:34.113
9	1:00.600	+1.581	16:05:34.713
10	1:03.962	+4.943	16:06:38.675

Lap	Lap Tm	Diff	Time of Day
(53) Michelangelo Frate			
1			15:57:32.043
2	1:02.560	+2.198	15:58:34.603
3	1:00.362		15:59:34.965
4	1:00.460	+0.098	16:00:35.425
5	1:00.620	+0.258	16:01:36.045
6	1:00.850	+0.488	16:02:36.895
7	1:01.349	+0.987	16:03:38.244
8	1:00.946	+0.584	16:04:39.190
9	1:00.660	+0.298	16:05:39.850
10	1:02.032	+1.670	16:06:41.882

Lap	Lap Tm	Diff	Time of Day
(88) Franz Streicher			
1			15:57:33.006
2	1:02.237	+2.033	15:58:35.243
3	1:00.204		15:59:35.447
4	1:00.724	+0.520	16:00:36.171
5	1:00.455	+0.251	16:01:36.626
6	1:00.785	+0.581	16:02:37.411
7	1:01.672	+1.468	16:03:39.083
8	1:01.470	+1.266	16:04:40.553
9	1:00.331	+0.127	16:05:40.884
10	1:03.845	+3.641	16:06:44.729

Lap	Lap Tm	Diff	Time of Day
(27) Lucas Schaba			
1			15:57:34.536
2	1:01.856	+1.268	15:58:36.392
3	1:01.255	+0.667	15:59:37.647
4	1:00.588		16:00:38.235
5	1:00.778	+0.190	16:01:39.013
6	1:01.115	+0.527	16:02:40.128
7	1:01.475	+0.887	16:03:41.603
8	1:00.757	+0.169	16:04:42.360
9	1:01.783	+1.195	16:05:44.143
10	1:00.948	+0.360	16:06:45.091

Lap	Lap Tm	Diff	Time of Day
(G92) Lucas Kaminski			
1			15:57:34.149
2	1:01.907	+0.425	15:58:36.056
3	1:02.114	+0.632	15:59:38.170
4	1:01.482		16:00:39.652

Lap	Lap Tm	Diff	Time of Day
5	1:01.804	+0.322	16:01:41.456
6	1:02.156	+0.674	16:02:43.612
7	1:02.442	+0.960	16:03:46.054
8	1:02.360	+0.878	16:04:48.414
9	1:02.261	+0.779	16:05:50.675
10	1:02.056	+0.574	16:06:52.731

Lap	Lap Tm	Diff	Time of Day
(47) Benjamin Rösch			
1			15:57:38.765
2	1:03.677	+2.857	15:58:42.442
3	1:02.868	+2.048	15:59:45.310
4	1:03.089	+2.269	16:00:48.399
5	1:03.988	+3.168	16:01:52.387
6	1:03.751	+2.931	16:02:56.138
7	1:04.001	+3.181	16:04:00.139
8	1:03.311	+2.491	16:05:03.450
9	1:02.927	+2.107	16:06:06.377
10	1:00.820		16:07:07.197

Lap	Lap Tm	Diff	Time of Day
(46) Manuel Rösch			
1			15:57:37.458
2	1:04.752	+1.901	15:58:42.210
3	1:02.904	+0.053	15:59:45.114
4	1:03.673	+0.822	16:00:48.787
5	1:03.391	+0.540	16:01:52.178
6	1:03.786	+0.935	16:02:55.964
7	1:03.873	+1.022	16:03:59.837
8	1:03.461	+0.610	16:05:03.298
9	1:02.851		16:06:06.149
10	1:03.052	+0.201	16:07:09.201

Lap	Lap Tm	Diff	Time of Day
(2) Nina Castellano			
1			15:57:37.038
2	1:03.096	+0.131	15:58:40.134
3	1:04.057	+1.092	15:59:44.191
4	1:03.968	+1.003	16:00:48.159
5	1:03.594	+0.629	16:01:51.753
6	1:03.807	+0.842	16:02:55.560
7	1:03.784	+0.819	16:03:59.344
8	1:03.436	+0.471	16:05:02.780
9	1:04.142	+1.177	16:06:06.922
10	1:02.965		16:07:09.887

Lap	Lap Tm	Diff	Time of Day
(51) Tristan Walch			
1			15:57:40.222
2	1:07.104	+1.073	15:58:47.326
3	1:07.803	+1.772	15:59:55.129
4	1:07.595	+1.564	16:01:02.724
5	1:08.631	+2.600	16:02:11.355
6	1:07.325	+1.294	16:03:18.680
7	1:07.009	+0.978	16:04:25.689
8	1:06.120	+0.089	16:05:31.809
9	1:06.031		16:06:37.840

Lap	Lap Tm	Diff	Time of Day
(33) Max Graichen			
1			15:57:41.940
2	1:07.016	+0.874	15:58:48.956
3	1:08.061	+1.919	15:59:57.017
4	1:07.051	+0.909	16:01:04.068
5	1:07.650	+1.508	16:02:11.718
6	1:07.375	+1.233	16:03:19.093
7	1:07.021	+0.879	16:04:26.114
8	1:06.142		16:05:32.256
9	1:06.280	+0.138	16:06:38.536

Lap	Lap Tm	Diff	Time of Day
(G81) Sven Ortkrass			

Lap	Lap Tm	Diff	Time of Day
1			15:57:42.252
2	1:06.944	+3.655	15:58:49.196
3	1:08.127	+4.838	15:59:57.323
4	1:07.041	+3.752	16:01:04.364
5	1:09.677	+6.388	16:02:14.041
6	1:09.606	+6.317	16:03:23.647
7	1:03.289		16:04:26.936
8	1:05.658	+2.369	16:05:32.594
9	1:06.718	+3.429	16:06:39.312

Lap	Lap Tm	Diff	Time of Day
(3) Nick Filler			
1			15:57:46.705
2	1:08.651	+4.218	15:58:55.356
3	1:08.060	+3.627	16:00:03.416
4	1:09.775	+5.342	16:01:13.191
5	1:10.560	+6.127	16:02:23.751
6	1:05.827	+1.394	16:03:29.578
7	1:05.345	+0.912	16:04:34.923
8	1:04.433		16:05:39.356
9	1:04.952	+0.519	16:06:44.308

Lap	Lap Tm	Diff	Time of Day
(90) Dennis Mocikat			
1			15:57:39.614
2	1:07.509		15:58:47.123
3	1:08.487	+0.978	15:59:55.610
4	1:07.843	+0.334	16:01:03.453
5	1:10.438	+2.929	16:02:13.891
6	1:12.980	+5.471	16:03:26.871
7	1:11.932	+4.423	16:04:38.803
8	1:10.650	+3.141	16:05:49.453
9	1:14.596	+7.087	16:07:04.049

Lap	Lap Tm	Diff	Time of Day
(45) Til Urban			
1			15:57:46.238
2	1:08.228		15:58:54.466
3	1:08.659	+0.431	16:00:03.125
4	1:09.810	+1.582	16:01:12.935
5	1:09.853	+1.625	16:02:22.788
6	1:10.117	+1.889	16:03:32.905
7	1:12.187	+3.959	16:04:45.092
8	1:11.215	+2.987	16:05:56.307
9	1:10.252	+2.024	16:07:06.559

Lap	Lap Tm	Diff	Time of Day
(G85) Felix Ortkrass			
1			15:57:46.419
2	1:11.093	+0.517	15:58:57.512
3	1:10.576		16:00:08.088
4	1:10.594	+0.018	16:01:18.682
5	1:14.012	+3.436	16:02:32.694
6	1:13.904	+3.328	16:03:46.598
7	1:11.021	+0.445	16:04:57.619
8	1:14.724	+4.148	16:06:12.343
9	1:11.447	+0.871	16:07:23.790

Chief of Timing & Scoring: Ales Jakoubi

Orbits

Race Director: Frank Meier

www.mylaps.com

Licensed to: Autoklub CR



Mini Bike - Cheb / CZ

Sorted on Laps

Einsteigerklasse

Cheb 1,016 Km

2. B - Finale (Staufstellung von Harsewinkel)

20.7.2013 17:00

Race (10 Laps) started at 16:57:01

Pos	No.	Name	Nat./! Class	Laps	Diff	Total Tm	Best Tm	Comment
Einsteigerklasse NSF 100								
1	5	Benjamin Hagmaier	GER Einsteigerklasse NSF 100	10		10:04.105	58.657	
2	23	Mauro Herget	GER Einsteigerklasse NSF 100	10	11.437	10:15.542	1:00.426	
3	2	Nina Castellano	GER Einsteigerklasse NSF 100	10	33.437	10:37.542	1:02.314	
4	33	Max Graichen	GER Einsteigerklasse NSF 100	9	1 Lap	10:09.009	1:06.203	
Einsteigerklasse NSR 50								
1	G89	Patryk Medwediuk	GER Einsteigerklasse NSR 50	10		10:04.857	58.684	
2	22	Felix Schmidtsdorff	GER Einsteigerklasse NSR 50	10	4.786	10:09.643	59.735	
3	27	Lucas Schaba	GER Einsteigerklasse NSR 50	10	10.585	10:15.442	1:00.425	
4	21	Elias Celik	GER Einsteigerklasse NSR 50	10	10.875	10:15.732	59.116	
5	53	Michelangelo Frate	ITA Einsteigerklasse NSR 50	10	21.038	10:25.895	1:00.450	
6	3	Nick Filler	GER Einsteigerklasse NSR 50	9	1 Lap	10:09.253	1:05.953	
7	51	Tristan Walch	AUT Einsteigerklasse NSR 50	9	1 Lap	10:09.427	1:05.502	
8	45	Til Urban	GER Einsteigerklasse NSR 50	9	1 Lap	10:52.028	1:10.413	
Nachwuchsklasse NSF 100								
1	99	Tom-Luca Sütçü	GER Nachwuchsklasse NSF 100	10		9:49.023	57.733	
2	39	Selina Liebschner	GER Nachwuchsklasse NSF 100	10	11.947	10:00.970	58.699	
3	40	Tobias Kiefer	GER Nachwuchsklasse NSF 100	10	20.724	10:09.747	59.167	

Margin of Victory	Avg. Speed	Best Lap Tm	Best Speed	Best Lap by
11.947	62,096	57.733	63,354	99 - Tom-Luca Sütçü

Chief of Timing & Scoring: Ales Jakoubi

Orbits

Race Director: Frank Meier

www.mylaps.com

Licensed to: Autoklub CR



Mini Bike - Cheb / CZ

Einsteigerklasse

Cheb 1,016 Km

2. B - Finale (Staufstellung von Harsewinkel)

20.7.2013 17:00

Race (10 Laps) started at 16:57:01

Lap	Lap Tm	Diff	Time of Day
(99) Tom-Luca Sütçü			
1			16:58:05.458
2	57.733		16:59:03.191
3	58.404	+0.671	17:00:01.595
4	58.019	+0.286	17:00:59.614
5	58.189	+0.456	17:01:57.803
6	58.473	+0.740	17:02:56.276
7	58.116	+0.383	17:03:54.392
8	1:00.352	+2.619	17:04:54.744
9	58.001	+0.268	17:05:52.745
10	58.262	+0.529	17:06:51.007

Lap	Lap Tm	Diff	Time of Day
(39) Selina Liebschner			
1			16:58:05.856
2	58.764	+0.065	16:59:04.620
3	58.958	+0.259	17:00:03.578
4	58.699		17:01:02.277
5	59.270	+0.571	17:02:01.547
6	59.401	+0.702	17:03:00.948
7	59.256	+0.557	17:04:00.204
8	58.817	+0.118	17:04:59.021
9	1:04.653	+5.954	17:06:03.674
10	59.280	+0.581	17:07:02.954

Lap	Lap Tm	Diff	Time of Day
(5) Benjamin Hagmaier			
1			16:58:06.245
2	58.657		16:59:04.902
3	58.983	+0.326	17:00:03.885
4	58.963	+0.306	17:01:02.848
5	58.892	+0.235	17:02:01.740
6	59.917	+1.260	17:03:01.657
7	58.824	+0.167	17:04:00.481
8	58.784	+0.127	17:04:59.265
9	1:05.241	+6.584	17:06:04.506
10	1:01.583	+2.926	17:07:06.089

Lap	Lap Tm	Diff	Time of Day
(G89) Patryk Medweduk			
1			16:58:07.049
2	59.034	+0.350	16:59:06.083
3	58.684		17:00:04.767
4	58.956	+0.272	17:01:03.723
5	59.283	+0.599	17:02:03.006
6	58.872	+0.188	17:03:01.878
7	59.418	+0.734	17:04:01.296
8	58.844	+0.160	17:05:00.140
9	1:04.683	+5.999	17:06:04.823
10	1:02.018	+3.334	17:07:06.841

Lap	Lap Tm	Diff	Time of Day
(22) Felix Schmidtsdorf			
1			16:58:08.813
2	1:01.352	+1.617	16:59:10.165
3	1:00.401	+0.666	17:00:10.566
4	1:00.070	+0.335	17:01:10.636
5	1:00.138	+0.403	17:02:10.774
6	59.933	+0.198	17:03:10.707
7	1:01.045	+1.310	17:04:11.752
8	59.844	+0.109	17:05:11.596
9	59.735		17:06:11.331
10	1:00.296	+0.561	17:07:11.627

Lap	Lap Tm	Diff	Time of Day
(40) Tobias Kiefer			
1			16:58:12.111
2	1:01.802	+2.635	16:59:13.913
3	59.205	+0.038	17:00:13.118
4	59.291	+0.124	17:01:12.409

Lap	Lap Tm	Diff	Time of Day
5	1:00.448	+1.281	17:02:12.857
6	1:00.225	+1.058	17:03:13.082
7	59.742	+0.575	17:04:12.824
8	59.167		17:05:11.991
9	59.482	+0.315	17:06:11.473
10	1:00.258	+1.091	17:07:11.731

Lap	Lap Tm	Diff	Time of Day
(27) Lucas Schaba			
1			16:58:08.423
2	1:01.245	+0.820	16:59:09.668
3	1:01.434	+1.009	17:00:11.102
4	1:00.461	+0.036	17:01:11.563
5	1:00.632	+0.207	17:02:12.195
6	1:00.425		17:03:12.620
7	1:02.363	+1.938	17:04:14.983
8	1:01.287	+0.862	17:05:16.270
9	1:00.646	+0.221	17:06:16.916
10	1:00.510	+0.085	17:07:17.426

Lap	Lap Tm	Diff	Time of Day
(23) Mauro Herget			
1			16:58:09.074
2	1:01.293	+0.867	16:59:10.367
3	1:00.979	+0.553	17:00:11.346
4	1:00.440	+0.014	17:01:11.786
5	1:00.652	+0.226	17:02:12.438
6	1:00.497	+0.071	17:03:12.935
7	1:02.245	+1.819	17:04:15.180
8	1:01.366	+0.940	17:05:16.546
9	1:00.554	+0.128	17:06:17.100
10	1:00.426		17:07:17.526

Lap	Lap Tm	Diff	Time of Day
(21) Elias Celik			
1			16:58:11.170
2	1:03.105	+3.989	16:59:14.275
3	1:02.590	+3.474	17:00:16.865
4	1:02.293	+3.177	17:01:19.158
5	59.668	+0.552	17:02:18.826
6	59.116		17:03:17.942
7	59.334	+0.218	17:04:17.276
8	59.616	+0.500	17:05:16.892
9	1:00.375	+1.259	17:06:17.267
10	1:00.449	+1.333	17:07:17.716

Lap	Lap Tm	Diff	Time of Day
(53) Michelangelo Frate			
1			16:58:12.754
2	1:01.974	+1.524	16:59:14.728
3	1:02.548	+2.098	17:00:17.276
4	1:02.301	+1.851	17:01:19.577
5	1:01.213	+0.763	17:02:20.790
6	1:00.450		17:03:21.240
7	1:02.524	+2.074	17:04:23.764
8	1:01.414	+0.964	17:05:25.178
9	1:01.466	+1.016	17:06:26.644
10	1:01.235	+0.785	17:07:27.879

Lap	Lap Tm	Diff	Time of Day
(2) Nina Castellano			
1			16:58:11.080
2	1:02.841	+0.527	16:59:13.921
3	1:02.907	+0.593	17:00:16.828
4	1:02.314		17:01:19.142
5	1:02.464	+0.150	17:02:21.606
6	1:02.879	+0.565	17:03:24.485
7	1:03.371	+1.057	17:04:27.856
8	1:03.717	+1.403	17:05:31.573
9	1:03.354	+1.040	17:06:34.927
10	1:04.599	+2.285	17:07:39.526

Lap	Lap Tm	Diff	Time of Day
(33) Max Graichen			
1			16:58:14.834
2	1:06.203		16:59:21.037
3	1:07.807	+1.604	17:00:28.844
4	1:07.685	+1.482	17:01:36.529
5	1:06.401	+0.198	17:02:42.930
6	1:06.464	+0.261	17:03:49.394
7	1:07.290	+1.087	17:04:56.684
8	1:06.652	+0.449	17:06:03.336
9	1:07.657	+1.454	17:07:10.993

Lap	Lap Tm	Diff	Time of Day
(3) Nick Filler			
1			16:58:17.297
2	1:05.953		16:59:23.250
3	1:07.344	+1.391	17:00:30.594
4	1:06.167	+0.214	17:01:36.761
5	1:06.772	+0.819	17:02:43.533
6	1:06.670	+0.717	17:03:50.203
7	1:06.823	+0.870	17:04:57.026
8	1:06.564	+0.611	17:06:03.590
9	1:07.647	+1.694	17:07:11.237

Lap	Lap Tm	Diff	Time of Day
(51) Tristan Walch			
1			16:58:15.773
2	1:06.903	+1.401	16:59:22.676
3	1:08.451	+2.949	17:00:31.127
4	1:06.029	+0.527	17:01:37.156
5	1:06.118	+0.616	17:02:43.274
6	1:08.731	+3.229	17:03:52.005
7	1:05.502		17:04:57.507
8	1:06.531	+1.029	17:06:04.038
9	1:07.373	+1.871	17:07:11.411

Lap	Lap Tm	Diff	Time of Day
(45) Til Urban			
1			16:58:18.301
2	1:10.413		16:59:28.714
3	1:11.388	+0.975	17:00:40.102
4	1:10.632	+0.219	17:01:50.734
5	1:11.753	+1.340	17:03:02.487
6	1:12.187	+1.774	17:04:14.674
7	1:12.763	+2.350	17:05:27.437
8	1:14.353	+3.940	17:06:41.790
9	1:12.222	+1.809	17:07:54.012

Chief of Timing & Scoring: Ales Jakoubi

Orbits

Race Director: Frank Meier

www.mylaps.com

Licensed to: Autoklub CR