

Ergebnis

ADAC Mini Bike Cup

2013

V6 Cheb

am

20.07.2013

Nachwuchsklasse



Mini Bike - Cheb / CZ

Sorted on Best Lap time

Nachwuchsklasse

Cheb 1,016 Km

Freies Training

20.7.2013 09:10

Practice started at 9:14:48

Pos	No.	Name	Nat/State	Class	Best Tm	Diff	Best Speed	In Lap
1	56	Filip Salac	CZE	Nachwuchsklasse NSF 100	54.292		67,369	20
2	35	Tim Georgi	GER	Nachwuchsklasse NSF 100	54.548	0.256	67,053	20
3	55	Peetu Paavilainen	FIN	Nachwuchsklasse NSF 100	54.846	0.554	66,689	18
4	38	Kevin Orgis	GER	Nachwuchsklasse NSF 100	54.901	0.609	66,622	17
5	34	Jonas Hähle	GER	Nachwuchsklasse NSF 100	55.053	0.761	66,438	14
6	14	Dirk Geiger	GER	Nachwuchsklasse NSF 100	55.056	0.764	66,434	17
7	43	Pedro John	GER	Nachwuchsklasse NSF 100	55.196	0.904	66,266	12
8	31	Dennis-Norick Stelzer	GER	Nachwuchsklasse NSF 100	55.268	0.976	66,179	14
9	19	Leon Czichos	GER	Nachwuchsklasse NSF 100	55.606	1.314	65,777	16
10	24	Leon Orgis	GER	Nachwuchsklasse NSF 100	56.429	2.137	64,818	10
11	26	Toni Erhard	GER	Nachwuchsklasse NSF 100	57.047	2.755	64,116	15
12	28	Dominic Kassner	GER	Nachwuchsklasse NSF 100	57.206	2.914	63,937	8
13	30	Moritz Jenkner	GER	Nachwuchsklasse NSF 100	57.413	3.121	63,707	17
14	44	Adrian Hähle	GER	Nachwuchsklasse NSF 100	58.097	3.805	62,957	18
15	32	Colin Hufnagel	GER	Nachwuchsklasse NSF 100	58.219	3.927	62,825	19
16	36	Philip Jork	GER	Nachwuchsklasse NSF 100	58.221	3.929	62,823	19
17	93	Philipp Laupus	GER	Nachwuchsklasse NSF 100	58.266	3.974	62,774	18
18	99	Tom-Luca Sütcü	GER	Nachwuchsklasse NSF 100	59.187	4.895	61,797	14
19	54	Sander Kroeze	NED	Nachwuchsklasse NSF 100	59.660	5.368	61,307	3
20	40	Tobias Kiefer	GER	Nachwuchsklasse NSF 100	1:01.589	7.297	59,387	16
21	41	Jennifer Küther	GER	Nachwuchsklasse NSF 100	1:01.888	7.596	59,100	15
22	88	Franz Streicher	GER	Nachwuchsklasse NSF 100	1:02.387	8.095	58,628	9
23	39	Selina Liebschner	GER	Nachwuchsklasse NSF 100	1:02.539	8.247	58,485	16
24	98	Marvin Witter	GER	Nachwuchsklasse NSF 100	1:02.713	8.421	58,323	9
25	90	Dennis Mocikat	GER	Nachwuchsklasse NSF 100	1:03.272	8.980	57,808	11



Mini Bike - Cheb / CZ


Nachwuchsklasse

Cheb 1,016 Km

Freies Training

20.7.2013 09:10

Practice started at 9:14:48



Lap	Lap Tm	Diff	Time of Day
9	1:03.144	+1.256	9:25:23.179
10	2:07.945	+1:06.057	9:27:31.124
11	1:10.212	+8.324	9:28:41.336
12	1:01.891	+0.003	9:29:43.227
13	1:02.025	+0.137	9:30:45.252
14	1:01.942	+0.054	9:31:47.194
15	1:01.888		9:32:49.082
16	1:16.568	+14.680	9:34:05.650
17	1:03.154	+1.266	9:35:08.804

Lap	Lap Tm	Diff	Time of Day
11	1:03.272		9:27:38.373
12	1:03.303	+0.031	9:28:41.676
13	2:53.019	+1:49.747	9:31:34.695
14	1:03.303	+0.031	9:32:37.998

Lap	Lap Tm	Diff	Time of Day
-----	--------	------	-------------

(88) Franz Streicher

1	1:18.231	+15.844	9:16:20.482
2	1:10.670	+8.283	9:17:31.152
3	1:03.780	+1.393	9:18:34.932
4	1:03.783	+1.396	9:19:38.715
5	1:04.540	+2.153	9:20:43.255
6	1:04.421	+2.034	9:21:47.676
7	1:04.608	+2.221	9:22:52.284
8	1:04.538	+2.151	9:23:56.822
9	1:02.387		9:24:59.209
10	1:04.154	+1.767	9:26:03.363
11	2:20.363	+1:17.976	9:28:23.726
12	1:06.600	+4.213	9:29:30.326
13	1:04.482	+2.095	9:30:34.808
14	1:03.245	+0.858	9:31:38.053

(39) Selina Liebschner

1	1:35.592	+33.053	9:16:36.778
2	1:21.421	+18.882	9:17:58.199
3	1:15.138	+12.599	9:19:13.337
4	2:04.090	+1:01.551	9:21:17.427
5	1:14.106	+11.567	9:22:31.533
6	1:10.940	+8.401	9:23:42.473
7	1:10.700	+8.161	9:24:53.173
8	1:09.895	+7.356	9:26:03.068
9	1:09.908	+7.369	9:27:12.976
10	1:08.673	+6.134	9:28:21.649
11	1:07.454	+4.915	9:29:29.103
12	1:04.990	+2.451	9:30:34.093
13	1:04.539	+2.000	9:31:38.632
14	1:18.793	+16.254	9:32:57.425
15	1:05.042	+2.503	9:34:02.467
16	1:02.539		9:35:05.006

(98) Marvin Witter

1	2:29.034	+1:26.321	9:17:33.217
2	1:11.772	+9.059	9:18:44.989
3	1:07.992	+5.279	9:19:52.981
4	1:05.943	+3.230	9:20:58.924
5	1:03.303	+0.590	9:22:02.227
6	1:47.102	+44.389	9:23:49.329
7	1:04.644	+1.931	9:24:53.973
8	1:02.759	+0.046	9:25:56.732
9	1:02.713		9:26:59.445

(90) Dennis Mocikat

1	1:22.073	+18.801	9:16:29.786
2	1:10.121	+6.849	9:17:39.907
3	1:12.548	+9.276	9:18:52.455
4	1:11.638	+8.366	9:20:04.093
5	1:10.693	+7.421	9:21:14.786
6	1:05.214	+1.942	9:22:20.000
7	1:03.381	+0.109	9:23:23.381
8	1:03.661	+0.389	9:24:27.042
9	1:04.710	+1.438	9:25:31.752
10	1:03.349	+0.077	9:26:35.101

Chief of Timing & Scoring: Ales Jakoubi

Race Director: Frank Meier

Orbits

www.mylaps.com

Licensed to: Autoklub CR



Mini Bike - Cheb / CZ

Sorted on Best Lap time

Nachwuchsklasse

Cheb 1,016 Km

1. Zeittraining

20.7.2013 10:40

Qualifying started at 10:45:28

Pos	No.	Name	Nat/State	Class	Best Tm	Diff	Best Speed	In Lap
1	35	Tim Georgi	GER	Nachwuchsklasse NSF 100	53.527		68,332	12
2	56	Filip Salac	CZE	Nachwuchsklasse NSF 100	53.564	0.037	68,285	15
3	55	Peetu Paavilainen	FIN	Nachwuchsklasse NSF 100	53.748	0.221	68,051	16
4	14	Dirk Geiger	GER	Nachwuchsklasse NSF 100	53.944	0.417	67,804	21
5	38	Kevin Orgis	GER	Nachwuchsklasse NSF 100	54.058	0.531	67,661	20
6	43	Pedro John	GER	Nachwuchsklasse NSF 100	54.338	0.811	67,312	6
7	34	Jonas Hähle	GER	Nachwuchsklasse NSF 100	54.584	1.057	67,009	16
8	31	Dennis-Norick Stelzer	GER	Nachwuchsklasse NSF 100	54.784	1.257	66,764	19
9	28	Dominic Kassner	GER	Nachwuchsklasse NSF 100	55.095	1.568	66,387	12
10	19	Leon Czichos	GER	Nachwuchsklasse NSF 100	55.344	1.817	66,088	9
11	24	Leon Orgis	GER	Nachwuchsklasse NSF 100	55.526	1.999	65,872	20
12	26	Toni Erhard	GER	Nachwuchsklasse NSF 100	56.032	2.505	65,277	18
13	36	Philip Jork	GER	Nachwuchsklasse NSF 100	56.561	3.034	64,666	19
14	32	Colin Hufnagel	GER	Nachwuchsklasse NSF 100	56.849	3.322	64,339	9
15	30	Moritz Jenkner	GER	Nachwuchsklasse NSF 100	56.864	3.337	64,322	15
16	99	Tom-Luca Sütcü	GER	Nachwuchsklasse NSF 100	57.132	3.605	64,020	17
17	93	Philipp Laupus	GER	Nachwuchsklasse NSF 100	57.342	3.815	63,786	11
18	44	Adrian Hähle	GER	Nachwuchsklasse NSF 100	57.468	3.941	63,646	9
19	41	Jennifer Küther	GER	Nachwuchsklasse NSF 100	58.415	4.888	62,614	12
20	39	Selina Liebschner	GER	Nachwuchsklasse NSF 100	58.516	4.989	62,506	9
21	40	Tobias Kiefer	GER	Nachwuchsklasse NSF 100	59.660	6.133	61,307	13
22	88	Franz Streicher	GER	Nachwuchsklasse NSF 100	59.809	6.282	61,155	14
23	90	Dennis Mocikat	GER	Nachwuchsklasse NSF 100	59.877	6.350	61,085	10
24	98	Marvin Witter	GER	Nachwuchsklasse NSF 100	1:00.157	6.630	60,801	13
Not classified (110% of the Top 24 = 1:02.021)								
	46	Manuel Rösch	GER	Nachwuchsklasse NSF 100	1:02.719	9.192	58,317	15
	54	Sander Kroeze	NED	Nachwuchsklasse NSF 100			-	0



Mini Bike - Cheb / CZ

Nachwuchsklasse

Cheb 1,016 Km

1. Zeittraining

20.7.2013 10:40

Qualifying started at 10:45:28

Lap	Lap Tm	Diff	Time of Day
14	1:00.980	+2.565	11:01:45.793
(39) Selina Liebschner			
1	1:07.948	+9.432	10:46:40.932
2	1:02.184	+3.668	10:47:43.116
3	1:00.822	+2.306	10:48:43.938
4	1:00.413	+1.897	10:49:44.351
5	59.668	+1.152	10:50:44.019
6	59.457	+0.941	10:51:43.476
7	1:00.094	+1.578	10:52:43.570
8	59.807	+1.291	10:53:43.377
9	58.516		10:54:41.893
10	59.008	+0.492	10:55:40.901
11	58.930	+0.414	10:56:39.831
12	59.039	+0.523	10:57:38.870
13	58.959	+0.443	10:58:37.829
14	2:06.401	+1:07.885	11:00:44.230
15	1:01.762	+3.246	11:01:45.992
16	1:00.058	+1.542	11:02:46.050
17	59.091	+0.575	11:03:45.141
18	59.665	+1.149	11:04:44.806
19	59.012	+0.496	11:05:43.818

Lap	Lap Tm	Diff	Time of Day
(40) Tobias Kiefer			
1	1:10.019	+10.359	10:46:40.838
2	1:04.401	+4.741	10:47:45.239
3	1:01.680	+2.020	10:48:46.919
4	1:00.715	+1.055	10:49:47.634
5	1:00.778	+1.118	10:50:48.412
6	1:00.820	+1.160	10:51:49.232
7	1:00.402	+0.742	10:52:49.634
8	1:00.553	+0.893	10:53:50.187
9	1:00.478	+0.818	10:54:50.665
10	1:00.448	+0.788	10:55:51.113
11	1:00.169	+0.509	10:56:51.282
12	59.743	+0.083	10:57:51.025
13	59.660		10:58:50.685
14	59.707	+0.047	10:59:50.392
15	1:00.301	+0.641	11:00:50.693
16	1:00.789	+1.129	11:01:51.482
17	1:00.853	+1.193	11:02:52.335
18	1:01.131	+1.471	11:03:53.466
19	1:00.634	+0.974	11:04:54.100
20	1:01.141	+1.481	11:05:55.241

Lap	Lap Tm	Diff	Time of Day
(88) Franz Streicher			
1	1:10.274	+10.465	10:46:42.221
2	1:04.006	+4.197	10:47:46.227
3	1:01.236	+1.427	10:48:47.463
4	1:00.769	+0.960	10:49:48.232
5	1:01.562	+1.753	10:50:49.794
6	1:00.941	+1.132	10:51:50.735
7	1:00.649	+0.840	10:52:51.384
8	1:01.200	+1.391	10:53:52.584
9	1:01.341	+1.532	10:54:53.925
10	1:01.209	+1.400	10:55:55.134
11	1:00.986	+1.177	10:56:56.120
12	1:00.580	+0.771	10:57:56.700
13	59.948	+0.139	10:58:56.648
14	59.809		10:59:56.457
15	1:00.096	+0.287	11:00:56.553
16	59.991	+0.182	11:01:56.544

Lap	Lap Tm	Diff	Time of Day
(90) Dennis Mocikat			
1	1:10.924	+11.047	10:46:55.664
2	1:03.688	+3.811	10:47:59.352

Lap	Lap Tm	Diff	Time of Day
3	1:02.949	+3.072	10:49:02.301
4	1:02.398	+2.521	10:50:04.699
5	1:00.787	+0.910	10:51:05.486
6	1:01.189	+1.312	10:52:06.675
7	1:00.911	+1.034	10:53:07.586
8	1:50.824	+50.947	10:54:58.410
9	1:05.855	+5.978	10:56:04.265
10	59.877		10:57:04.142
11	1:00.341	+0.464	10:58:04.483

Lap	Lap Tm	Diff	Time of Day
(98) Marvin Witter			
1	1:12.505	+12.348	10:46:54.668
2	1:04.346	+4.189	10:47:59.014
3	1:02.213	+2.056	10:49:01.227
4	1:01.115	+0.958	10:50:02.342
5	1:00.728	+0.571	10:51:03.070
6	2:54.195	+1:54.038	10:53:57.265
7	1:04.106	+3.949	10:55:01.371
8	1:01.781	+1.624	10:56:03.152
9	1:00.420	+0.263	10:57:03.572
10	1:00.214	+0.057	10:58:03.786
11	1:54.702	+54.545	10:59:58.488
12	1:03.166	+3.009	11:01:01.654
13	1:00.157		11:02:01.811
14	1:00.403	+0.246	11:03:02.214
15	1:00.499	+0.342	11:04:02.713

Lap	Lap Tm	Diff	Time of Day
(46) Manuel Rösch			
1	1:19.781	+17.062	10:46:55.786
2	1:11.123	+8.404	10:48:06.909
3	1:08.173	+5.454	10:49:15.082
4	1:07.652	+4.933	10:50:22.734
5	1:08.014	+5.295	10:51:30.748
6	1:07.482	+4.763	10:52:38.230
7	1:06.326	+3.607	10:53:44.556
8	1:05.515	+2.796	10:54:50.071
9	1:04.595	+1.876	10:55:54.666
10	1:03.831	+1.112	10:56:58.497
11	1:04.762	+2.043	10:58:03.259
12	1:03.892	+1.173	10:59:07.151
13	1:03.684	+0.965	11:00:10.835
14	1:03.556	+0.837	11:01:14.391
15	1:02.719		11:02:17.110
16	1:03.113	+0.394	11:03:20.223
17	1:38.805	+36.086	11:04:59.028
18	1:05.148	+2.429	11:06:04.176

Chief of Timing & Scoring: Ales Jakoubi

Race Director: Frank Meier

Orbits

www.mylaps.com
Licensed to: Autoklub CR



Mini Bike - Cheb / CZ

Sorted on Best Lap time

Nachwuchsklasse

Cheb 1,016 Km

2. Zeittraining

20.7.2013 12:35

Qualifying started at 12:10:23

Pos	No.	Name	Nat/State	Class	Best Tm	Diff	Best Speed	In Lap
Nachwuchsklasse NSF 100								
1	56	Filip Salac	CZE	Nachwuchsklasse NSF 100	53.340		68,571	10
2	55	Peetu Paavilainen	FIN	Nachwuchsklasse NSF 100	53.377	0.037	68,524	16
3	35	Tim Georgi	GER	Nachwuchsklasse NSF 100	53.538	0.198	68,318	20
4	14	Dirk Geiger	GER	Nachwuchsklasse NSF 100	53.790	0.450	67,998	16
5	38	Kevin Orgis	GER	Nachwuchsklasse NSF 100	53.850	0.510	67,922	20
6	43	Pedro John	GER	Nachwuchsklasse NSF 100	54.098	0.758	67,611	4
7	28	Dominic Kassner	GER	Nachwuchsklasse NSF 100	54.805	1.465	66,738	17
8	19	Leon Czichos	GER	Nachwuchsklasse NSF 100	54.937	1.597	66,578	8
9	34	Jonas Hähle	GER	Nachwuchsklasse NSF 100	54.941	1.601	66,573	16
10	31	Dennis-Norick Stelzer	GER	Nachwuchsklasse NSF 100	54.956	1.616	66,555	7
11	24	Leon Orgis	GER	Nachwuchsklasse NSF 100	55.166	1.826	66,302	20
12	26	Toni Erhard	GER	Nachwuchsklasse NSF 100	55.288	1.948	66,155	15
13	54	Sander Kroeze	NED	Nachwuchsklasse NSF 100	55.376	2.036	66,050	15
14	30	Moritz Jenkner	GER	Nachwuchsklasse NSF 100	55.974	2.634	65,345	18
15	36	Philip Jork	GER	Nachwuchsklasse NSF 100	56.473	3.133	64,767	18
16	32	Colin Hufnagel	GER	Nachwuchsklasse NSF 100	56.755	3.415	64,445	6
17	93	Philipp Laupus	GER	Nachwuchsklasse NSF 100	57.033	3.693	64,131	9
18	44	Adrian Hähle	GER	Nachwuchsklasse NSF 100	57.060	3.720	64,101	19
19	99	Tom-Luca Sütcü	GER	Nachwuchsklasse NSF 100	57.285	3.945	63,849	15
20	41	Jennifer Küther	GER	Nachwuchsklasse NSF 100	57.720	4.380	63,368	8
21	39	Selina Liebschner	GER	Nachwuchsklasse NSF 100	58.570	5.230	62,448	16
Not classified (110% = 58.674)								
	98	Marvin Witter	GER	Nachwuchsklasse NSF 100	58.990	5.650	62,004	17
	40	Tobias Kiefer	GER	Nachwuchsklasse NSF 100	59.339	5.999	61,639	19
	88	Franz Streicher	GER	Nachwuchsklasse NSF 100	59.851	6.511	61,112	14
	90	Dennis Mocikat	GER	Nachwuchsklasse NSF 100	1:00.522	7.182	60,434	5
	46	Manuel Rösch	GER	Nachwuchsklasse NSF 100	1:02.091	8.751	58,907	14



Mini Bike - Cheb / CZ

Nachwuchsklasse

Cheb 1,016 Km

2. Zeittraining

20.7.2013 12:35

Qualifying started at 12:10:23

Lap	Lap Tm	Diff	Time of Day
6	1:47.652	+50.367	12:17:20.045
7	59.184	+1.899	12:18:19.229
8	57.753	+0.468	12:19:16.982
9	57.647	+0.362	12:20:14.629
10	58.625	+1.340	12:21:13.254
11	57.368	+0.083	12:22:10.622
12	3:04.503	+2:07.218	12:25:15.125
13	59.300	+2.015	12:26:14.425
14	57.435	+0.150	12:27:11.860
15	57.285		12:28:09.145
16	57.666	+0.381	12:29:06.811
17	57.433	+0.148	12:30:04.244
18	57.312	+0.027	12:31:01.556

(41) Jennifer K  ther

1	1:08.790	+11.070	12:11:38.314
2	59.325	+1.605	12:12:37.639
3	58.633	+0.913	12:13:36.272
4	57.922	+0.202	12:14:34.194
5	58.432	+0.712	12:15:32.626
6	57.882	+0.162	12:16:30.508
7	57.844	+0.124	12:17:28.352
8	57.720		12:18:26.072
9	58.016	+0.296	12:19:24.088
10	58.227	+0.507	12:20:22.315
11	2:35.987	+1:38.267	12:22:58.302
12	1:02.672	+4.952	12:24:00.974

(39) Selina Liebschner

1	1:07.619	+9.049	12:11:38.645
2	1:01.673	+3.103	12:12:40.318
3	1:00.049	+1.479	12:13:40.367
4	1:36.266	+37.696	12:15:16.633
5	1:01.656	+3.086	12:16:18.289
6	1:00.635	+2.065	12:17:18.924
7	59.046	+0.476	12:18:17.970
8	59.451	+0.881	12:19:17.421
9	58.885	+0.315	12:20:16.306
10	1:37.415	+38.845	12:21:53.721
11	1:01.071	+2.501	12:22:54.792
12	59.516	+0.946	12:23:54.308
13	58.902	+0.332	12:24:53.210
14	58.745	+0.175	12:25:51.955
15	58.707	+0.137	12:26:50.662
16	58.570		12:27:49.232

(98) Marvin Witter

1	1:08.559	+9.569	12:11:44.430
2	1:02.126	+3.136	12:12:46.556
3	1:01.133	+2.143	12:13:47.689
4	1:00.455	+1.465	12:14:48.144
5	1:00.181	+1.191	12:15:48.325
6	1:00.398	+1.408	12:16:48.723
7	1:00.481	+1.491	12:17:49.204
8	59.204	+0.214	12:18:48.408
9	59.970	+0.980	12:19:48.378
10	59.745	+0.755	12:20:48.123
11	59.269	+0.279	12:21:47.392
12	59.120	+0.130	12:22:46.512
13	3:54.525	+2:55.535	12:26:41.037
14	1:02.186	+3.196	12:27:43.223
15	1:00.222	+1.232	12:28:43.445
16	59.507	+0.517	12:29:42.952
17	58.990		12:30:41.942

(40) Tobias Kiefer

Lap	Lap Tm	Diff	Time of Day
1	1:10.659	+11.320	12:11:44.765
2	1:04.436	+5.097	12:12:49.201
3	1:01.974	+2.635	12:13:51.175
4	1:00.025	+0.686	12:14:51.200
5	59.375	+0.036	12:15:50.575
6	1:01.558	+2.219	12:16:52.133
7	59.713	+0.374	12:17:51.846
8	1:39.291	+39.952	12:19:31.137
9	1:01.572	+2.233	12:20:32.709
10	1:00.040	+0.701	12:21:32.749
11	59.629	+0.290	12:22:32.378
12	1:02.430	+3.091	12:23:34.808
13	1:00.220	+0.881	12:24:35.028
14	1:00.034	+0.695	12:25:35.062
15	1:00.994	+1.655	12:26:36.056
16	1:02.517	+3.178	12:27:38.573
17	1:34.042	+34.703	12:29:12.615
18	1:04.831	+5.492	12:30:17.446
19	59.339		12:31:16.785

(88) Franz Streicher

1	1:10.413	+10.562	12:11:43.925
2	1:03.195	+3.344	12:12:47.120
3	1:01.125	+1.274	12:13:48.245
4	1:00.726	+0.875	12:14:48.971
5	1:00.272	+0.421	12:15:49.243
6	1:00.118	+0.267	12:16:49.361
7	1:02.128	+2.277	12:17:51.489
8	1:00.305	+0.454	12:18:51.794
9	1:00.431	+0.580	12:19:52.225
10	2:10.336	+1:10.485	12:22:02.561
11	1:02.020	+2.169	12:23:04.581
12	1:01.199	+1.348	12:24:05.780
13	1:00.210	+0.359	12:25:05.990
14	59.851		12:26:05.841
15	59.933	+0.082	12:27:05.774

(90) Dennis Mocikat

1	1:10.490	+9.968	12:11:45.214
2	1:20.163	+19.641	12:13:05.377
3	1:01.817	+1.295	12:14:07.194
4	1:01.578	+1.056	12:15:08.772
5	1:00.522		12:16:09.294

(46) Manuel R  sch

1	1:10.845	+8.754	12:11:43.582
2	1:05.470	+3.379	12:12:49.052
3	1:03.659	+1.568	12:13:52.711
4	1:03.513	+1.422	12:14:56.224
5	1:04.222	+2.131	12:16:00.446
6	1:02.695	+0.604	12:17:03.141
7	1:03.872	+1.781	12:18:07.013
8	1:03.955	+1.864	12:19:10.968
9	1:03.532	+1.441	12:20:14.500
10	1:02.798	+0.707	12:21:17.298
11	1:03.356	+1.265	12:22:20.654
12	1:02.909	+0.818	12:23:23.563
13	1:04.167	+2.076	12:24:27.730
14	1:02.091		12:25:29.821
15	1:03.314	+1.223	12:26:33.135
16	1:26.814	+24.723	12:27:59.949
17	1:04.095	+2.004	12:29:04.044

Chief of Timing & Scoring: Ales Jakoubi

Race Director: Frank Meier

Orbits

www.mylaps.com

Licensed to: Autoklub CR



Mini Bike - Cheb / CZ


Nachwuchsklasse

Cheb 1,016 Km

1. Rennen

20.7.2013 14:30

Race (16 Laps)



6
5
4
3
2
1

58.516
39 S. Liebschner

21

57.033
93 Philipp Laopus

17

55.376
54 Sander Kroeze

13

54.805
28 D. Kassner

9

53.850
38 Kevin Orgis

5

53.340
56 Filip Salac

1

POLE POSITION

57.060
44 Adrian Hähle

18

55.974
30 Moritz Jenkner

14

54.937
19 Leon Czichos

10

54.098
43 Pedro John

6

53.377
55 P. Paavilainen

2

57.132
99 Tom-Luca Sütcü

19

56.473
36 Philip Jork

15

55.166
24 Leon Orgis

11

54.584
34 Jonas Hähle

7

53.527
35 Tim Georgi

3

57.720
41 Jennifer Küther

20

56.755
32 Colin Hufnagel

16

55.288
26 Toni Erhard


12

54.784
31 D. Stelzer

8

53.790
14 Dirk Geiger

4



Chief of Timing & Scoring: Ales Jakoubi

Orbits

Race Director: Frank Meier

www.mylaps.com

Licensed to: Autoklub CR



Mini Bike - Cheb / CZ

Sorted on Laps

Nachwuchsklasse

Cheb 1,016 Km

1. Rennen

20.7.2013 14:30

Race (16 Laps) started at 14:11:25

Pos	No.	Name	Nat./! Class	Laps	Diff	Total Tm	Best Tm	Comment
1	56	Filip Salac	CZE Nachwuchsklasse NSF 100	16		14:21.581	53.276	
2	38	Kevin Orgis	GER Nachwuchsklasse NSF 100	16	4.135	14:25.716	53.486	
3	55	Peetu Paavilainen	FIN Nachwuchsklasse NSF 100	16	5.782	14:27.363	53.545	
4	35	Tim Georgi	GER Nachwuchsklasse NSF 100	16	7.222	14:28.803	53.348	
5	14	Dirk Geiger	GER Nachwuchsklasse NSF 100	16	8.832	14:30.413	53.551	
6	43	Pedro John	GER Nachwuchsklasse NSF 100	16	13.757	14:35.338	53.658	
7	34	Jonas Hähle	GER Nachwuchsklasse NSF 100	16	21.680	14:43.261	54.423	
8	28	Dominic Kassner	GER Nachwuchsklasse NSF 100	16	26.742	14:48.323	54.692	
9	54	Sander Kroeze	NED Nachwuchsklasse NSF 100	16	26.878	14:48.459	54.543	
10	26	Toni Erhard	GER Nachwuchsklasse NSF 100	16	41.577	15:03.158	55.663	
11	19	Leon Czichos	GER Nachwuchsklasse NSF 100	16	47.282	15:08.863	54.873	Jump start: +20 sec.
12	30	Moritz Jenkner	GER Nachwuchsklasse NSF 100	16	48.543	15:10.124	55.838	
13	36	Philip Jork	GER Nachwuchsklasse NSF 100	15	1 Lap	14:24.742	56.774	
14	99	Tom-Luca Sütcü	GER Nachwuchsklasse NSF 100	15	1 Lap	14:30.680	56.951	
15	44	Adrian Hähle	GER Nachwuchsklasse NSF 100	15	1 Lap	14:31.283	57.183	
16	32	Colin Hufnagel	GER Nachwuchsklasse NSF 100	15	1 Lap	14:32.089	56.728	
17	41	Jennifer Küther	GER Nachwuchsklasse NSF 100	15	1 Lap	14:45.962	57.141	
18	39	Selina Liebschner	GER Nachwuchsklasse NSF 100	15	1 Lap	14:52.080	58.478	

Margin of Victory	Avg. Speed	Best Lap Tm	Best Speed	Best Lap by
4.135	67,924	53.276	68,654	56 - Filip Salac

Chief of Timing & Scoring: Ales Jakoubi

Orbits

Race Director: Frank Meier

www.mylaps.com

Licensed to: Autoklub CR



Mini Bike - Cheb / CZ

Nachwuchsklasse

Cheb 1,016 Km

1. Rennen

20.7.2013 14:30

Race (16 Laps) started at 14:11:25

Lap	Lap Tm	Diff	Time of Day
(30) Moritz Jenkner			
1			14:12:30.088
2	57.623	+1.785	14:13:27.711
3	56.102	+0.264	14:14:23.813
4	56.165	+0.327	14:15:19.978
5	55.838		14:16:15.816
6	56.028	+0.190	14:17:11.844
7	56.163	+0.325	14:18:08.007
8	56.196	+0.358	14:19:04.203
9	56.339	+0.501	14:20:00.542
10	56.109	+0.271	14:20:56.651
11	56.333	+0.495	14:21:52.984
12	56.473	+0.635	14:22:49.457
13	56.464	+0.626	14:23:45.921
14	56.470	+0.632	14:24:42.391
15	56.649	+0.811	14:25:39.040
16	56.870	+1.032	14:26:35.910

Lap	Lap Tm	Diff	Time of Day
(36) Philip Jork			
1			14:12:28.499
2	57.608	+0.834	14:13:26.107
3	56.939	+0.165	14:14:23.046
4	57.240	+0.466	14:15:20.286
5	56.774		14:16:17.060
6	57.113	+0.339	14:17:14.173
7	56.979	+0.205	14:18:11.152
8	56.931	+0.157	14:19:08.083
9	57.173	+0.399	14:20:05.256
10	57.009	+0.235	14:21:02.265
11	57.307	+0.533	14:21:59.572
12	57.711	+0.937	14:22:57.283
13	57.314	+0.540	14:23:54.597
14	57.572	+0.798	14:24:52.169
15	58.359	+1.585	14:25:50.528

Lap	Lap Tm	Diff	Time of Day
(99) Tom-Luca Sütö			
1			14:12:30.839
2	57.887	+0.936	14:13:28.726
3	57.226	+0.275	14:14:25.952
4	57.071	+0.120	14:15:23.023
5	59.353	+2.402	14:16:22.376
6	56.951		14:17:19.327
7	57.378	+0.427	14:18:16.705
8	57.669	+0.718	14:19:14.374
9	57.523	+0.572	14:20:11.897
10	57.566	+0.615	14:21:09.463
11	57.488	+0.537	14:22:06.951
12	57.116	+0.165	14:23:04.067
13	57.331	+0.380	14:24:01.398
14	57.590	+0.639	14:24:58.988
15	57.478	+0.527	14:25:56.466

Lap	Lap Tm	Diff	Time of Day
(44) Adrian Hähle			
1			14:12:29.417
2	58.656	+1.473	14:13:28.073
3	57.332	+0.149	14:14:25.405
4	57.186	+0.003	14:15:22.591
5	58.462	+1.279	14:16:21.053
6	57.729	+0.546	14:17:18.782
7	57.582	+0.399	14:18:16.364
8	57.888	+0.705	14:19:14.252
9	57.261	+0.078	14:20:11.513
10	57.792	+0.609	14:21:09.305
11	57.843	+0.660	14:22:07.148
12	57.183		14:23:04.331

Lap	Lap Tm	Diff	Time of Day
13	57.299	+0.116	14:24:01.630
14	57.984	+0.801	14:24:59.614
15	57.455	+0.272	14:25:57.069

Lap	Lap Tm	Diff	Time of Day
(32) Colin Hufnagel			
1			14:12:31.546
2	58.322	+1.594	14:13:29.868
3	57.908	+1.180	14:14:27.776
4	57.249	+0.521	14:15:25.025
5	57.947	+1.219	14:16:22.972
6	57.386	+0.658	14:17:20.358
7	56.728		14:18:17.086
8	57.770	+1.042	14:19:14.856
9	57.326	+0.598	14:20:12.182
10	57.557	+0.829	14:21:09.739
11	57.727	+0.999	14:22:07.466
12	57.382	+0.654	14:23:04.848
13	57.471	+0.743	14:24:02.319
14	58.260	+1.532	14:25:00.579
15	57.296	+0.568	14:25:57.875

Lap	Lap Tm	Diff	Time of Day
(41) Jennifer Kütter			
1			14:12:30.724
2	58.181	+1.040	14:13:28.905
3	57.271	+0.130	14:14:26.176
4	57.141		14:15:23.317
5	59.930	+2.789	14:16:23.247
6	57.829	+0.688	14:17:21.076
7	57.805	+0.664	14:18:18.881
8	58.304	+1.163	14:19:17.185
9	58.663	+1.522	14:20:15.848
10	58.682	+1.541	14:21:14.530
11	59.046	+1.905	14:22:13.576
12	1:00.360	+3.219	14:23:13.936
13	58.994	+1.853	14:24:12.930
14	59.216	+2.075	14:25:12.146
15	59.602	+2.461	14:26:11.748

Lap	Lap Tm	Diff	Time of Day
(39) Selina Liebschner			
1			14:12:31.893
2	58.716	+0.238	14:13:30.609
3	58.613	+0.135	14:14:29.222
4	58.688	+0.210	14:15:27.910
5	59.193	+0.715	14:16:27.103
6	58.997	+0.519	14:17:26.100
7	58.903	+0.425	14:18:25.003
8	58.725	+0.247	14:19:23.728
9	58.789	+0.311	14:20:22.517
10	58.478		14:21:20.995
11	1:00.201	+1.723	14:22:21.196
12	59.279	+0.801	14:23:20.475
13	58.820	+0.342	14:24:19.295
14	59.088	+0.610	14:25:18.383
15	59.483	+1.005	14:26:17.866

Chief of Timing & Scoring: Ales Jakoubi

Orbits

Race Director: Frank Meier

www.mylaps.com

Licensed to: Autoklub CR



Mini Bike - Cheb / CZ

Sorted on Laps

Nachwuchsklasse

Cheb 1,016 Km

2. Rennen

20.7.2013 17:00

Race (16 Laps) started at 16:26:30

Pos	No.	Name	Nat./! Class	Laps	Diff	Total Tm	Best Tm	Comment
1	56	Filip Salac	CZE Nachwuchsklasse NSF 100	16		14:20.455	53.105	
2	38	Kevin Orgis	GER Nachwuchsklasse NSF 100	16	4.704	14:25.159	53.315	
3	35	Tim Georgi	GER Nachwuchsklasse NSF 100	16	7.048	14:27.503	53.274	
4	14	Dirk Geiger	GER Nachwuchsklasse NSF 100	16	9.923	14:30.378	53.606	
5	43	Pedro John	GER Nachwuchsklasse NSF 100	16	17.190	14:37.645	54.018	
6	34	Jonas Hähle	GER Nachwuchsklasse NSF 100	16	22.777	14:43.232	54.529	
7	54	Sander Kroeze	NED Nachwuchsklasse NSF 100	16	23.450	14:43.905	54.487	
8	55	Peetu Paavilainen	FIN Nachwuchsklasse NSF 100	16	26.164	14:46.619	53.452	Jump start: +20 sec.
9	28	Dominic Kassner	GER Nachwuchsklasse NSF 100	16	26.168	14:46.623	54.739	
10	31	Dennis-Norick Stelzer	GER Nachwuchsklasse NSF 100	16	26.296	14:46.751	54.772	
11	26	Toni Erhard	GER Nachwuchsklasse NSF 100	16	41.950	15:02.405	55.646	
12	30	Moritz Jenkner	GER Nachwuchsklasse NSF 100	16	46.999	15:07.454	55.905	
13	36	Philip Jork	GER Nachwuchsklasse NSF 100	15	1 Lap	14:22.021	56.684	
14	44	Adrian Hähle	GER Nachwuchsklasse NSF 100	15	1 Lap	14:34.672	56.928	
15	32	Colin Hufnagel	GER Nachwuchsklasse NSF 100	15	1 Lap	14:35.673	57.391	
16	99	Tom-Luca Sütcü	GER Nachwuchsklasse NSF 100	15	1 Lap	14:45.481	56.768	Jump start: +20 sec.
17	41	Jennifer Küther	GER Nachwuchsklasse NSF 100	15	1 Lap	14:55.118	57.622	Jump start: +20 sec.
18	93	Philipp Laupus	GER Nachwuchsklasse NSF 100	15	1 Lap	15:00.636	57.600	Jump start: +20 sec.
19	39	Selina Liebschner	GER Nachwuchsklasse NSF 100	14	2 Laps	15:15.868	58.879	

Margin of Victory	Avg. Speed	Best Lap Tm	Best Speed	Best Lap by
4.704	68,012	53.105	68,875	56 - Filip Salac

Chief of Timing & Scoring: Ales Jakoubi

Orbits

Race Director: Frank Meier

www.mylaps.com

Licensed to: Autoklub CR



Mini Bike - Cheb / CZ

Nachwuchsklasse

Cheb 1,016 Km

2. Rennen

20.7.2013 17:00

Race (16 Laps) started at 16:26:30

Lap	Lap Tm	Diff	Time of Day
(30) Moritz Jenkner			
1			16:27:33.344
2	56.611	+0.706	16:28:29.955
3	55.905		16:29:25.860
4	56.113	+0.208	16:30:21.973
5	56.188	+0.283	16:31:18.161
6	56.207	+0.302	16:32:14.368
7	56.279	+0.374	16:33:10.647
8	56.414	+0.509	16:34:07.061
9	56.408	+0.503	16:35:03.469
10	56.284	+0.379	16:35:59.753
11	56.097	+0.192	16:36:55.850
12	56.184	+0.279	16:37:52.034
13	56.151	+0.246	16:38:48.185
14	56.305	+0.400	16:39:44.490
15	56.729	+0.824	16:40:41.219
16	57.194	+1.289	16:41:38.413

Lap	Lap Tm	Diff	Time of Day
(36) Philip Jork			
1			16:27:33.754
2	56.958	+0.274	16:28:30.712
3	56.684		16:29:27.396
4	56.948	+0.264	16:30:24.344
5	57.054	+0.370	16:31:21.398
6	57.321	+0.637	16:32:18.719
7	57.198	+0.514	16:33:15.917
8	57.018	+0.334	16:34:12.935
9	56.925	+0.241	16:35:09.860
10	56.904	+0.220	16:36:06.764
11	56.695	+0.011	16:37:03.459
12	56.973	+0.289	16:38:00.432
13	57.091	+0.407	16:38:57.523
14	57.427	+0.743	16:39:54.950
15	58.030	+1.346	16:40:52.980

Lap	Lap Tm	Diff	Time of Day
(44) Adrian Hähle			
1			16:27:37.391
2	58.943	+2.015	16:28:36.334
3	58.130	+1.202	16:29:34.464
4	57.703	+0.775	16:30:32.167
5	57.972	+1.044	16:31:30.139
6	57.547	+0.619	16:32:27.686
7	57.539	+0.611	16:33:25.225
8	58.026	+1.098	16:34:23.251
9	57.332	+0.404	16:35:20.583
10	56.928		16:36:17.511
11	57.150	+0.222	16:37:14.661
12	57.611	+0.683	16:38:12.272
13	58.503	+1.575	16:39:10.775
14	57.445	+0.517	16:40:08.220
15	57.411	+0.483	16:41:05.631

Lap	Lap Tm	Diff	Time of Day
(32) Colin Hufnagel			
1			16:27:36.393
2	57.594	+0.203	16:28:33.987
3	57.391		16:29:31.378
4	58.158	+0.767	16:30:29.536
5	57.868	+0.477	16:31:27.404
6	58.008	+0.617	16:32:25.412
7	57.935	+0.544	16:33:23.347
8	57.731	+0.340	16:34:21.078
9	57.584	+0.193	16:35:18.662
10	57.853	+0.462	16:36:16.515
11	57.851	+0.460	16:37:14.366
12	58.507	+1.116	16:38:12.873

Lap	Lap Tm	Diff	Time of Day
13	58.483	+1.092	16:39:11.356
14	57.570	+0.179	16:40:08.926
15	57.706	+0.315	16:41:06.632

Lap	Lap Tm	Diff	Time of Day
(99) Tom-Luca Sütöü			
1			16:27:34.454
2	56.802	+0.034	16:28:31.256
3	56.768		16:29:28.024
4	56.872	+0.104	16:30:24.896
5	57.195	+0.427	16:31:22.091
6	57.296	+0.528	16:32:19.387
7	57.138	+0.370	16:33:16.525
8	57.217	+0.449	16:34:13.742
9	57.247	+0.479	16:35:10.989
10	57.018	+0.250	16:36:08.007
11	57.776	+1.008	16:37:05.783
12	57.589	+0.821	16:38:03.372
13	57.477	+0.709	16:39:00.849
14	57.965	+1.197	16:39:58.814
15	57.626	+0.858	16:40:56.440

Lap	Lap Tm	Diff	Time of Day
(41) Jennifer Kütter			
1			16:27:34.598
2	58.217	+0.595	16:28:32.815
3	58.174	+0.552	16:29:30.989
4	58.297	+0.675	16:30:29.286
5	57.732	+0.110	16:31:27.018
6	58.033	+0.411	16:32:25.051
7	58.014	+0.392	16:33:23.065
8	57.631	+0.009	16:34:20.696
9	57.622		16:35:18.318
10	57.816	+0.194	16:36:16.134
11	57.922	+0.300	16:37:14.056
12	57.956	+0.334	16:38:12.012
13	58.234	+0.612	16:39:10.246
14	57.856	+0.234	16:40:08.102
15	57.975	+0.353	16:41:06.077

Lap	Lap Tm	Diff	Time of Day
(93) Philipp Laupus			
1			16:27:36.959
2	58.505	+0.905	16:28:35.464
3	58.420	+0.820	16:29:33.884
4	58.125	+0.525	16:30:32.009
5	59.144	+1.544	16:31:31.153
6	57.955	+0.355	16:32:29.108
7	58.097	+0.497	16:33:27.205
8	57.715	+0.115	16:34:24.920
9	57.741	+0.141	16:35:22.661
10	57.615	+0.015	16:36:20.276
11	58.604	+1.004	16:37:18.880
12	59.184	+1.584	16:38:18.064
13	57.600		16:39:15.664
14	58.028	+0.428	16:40:13.692
15	57.903	+0.303	16:41:11.595

Lap	Lap Tm	Diff	Time of Day
(39) Selina Liebschner			
1			16:27:37.233
2	59.027	+0.148	16:28:36.260
3	59.163	+0.284	16:29:35.423
4	59.256	+0.377	16:30:34.679
5	58.962	+0.083	16:31:33.641
6	58.879		16:32:32.520
7	59.082	+0.203	16:33:31.602
8	58.932	+0.053	16:34:30.534
9	59.113	+0.234	16:35:29.647
10	1:00.523	+1.644	16:36:30.170

Chief of Timing & Scoring: Ales Jakoubi

Orbits

Race Director: Frank Meier

www.mylaps.com

Licensed to: Autoklub CR