

Ergebnis

ADAC Junior Cup

2013

V4 eni Motorrad Gran Prix Deutschland

vom

12. - 14.07.2013

Qualifying Practice Nr. 1

Junior

Lap	Lap Time	T1	T2	T3	T4	Speed	Lap	Lap Time	T1	T2	T3	T4	Speed		
11	1'53.472	26.795	30.267	26.999	29.411	141.7	38th	19	Tom GÜNTHER	ADAC Sachsen e.V.			GER		
12	1'52.619	26.497	29.858	26.644	29.620	144.3				Runs=1	Total laps=1	Full laps=0			
13	1'54.779	27.958	30.725	26.840	29.256	134.5				1	2'15.533	44.341	32.372	27.819	31.001
14	1'51.621	26.453	29.819	26.600	28.749	141.3									
15	2'01.680 P	31.311	31.833	27.199	31.337	128.4									

Lap	Lap Time	T1	T2	T3	T4	Speed	Lap	Lap Time	T1	T2	T3	T4	Speed
34th	24	Marlon SCHROEDE			ADAC Westfalen e.V.			GER	Runs=2	Total laps=14	Full laps=11		

1	2'59.804	1'16.101	38.657	31.614	33.432								
2	2'03.770	30.854	33.338	28.410	31.168	139.7							
3	1'56.099	28.420	30.693	27.055	29.931	139.9							
4	1'55.047	27.306	30.661	27.273	29.807	141.0							
5	1'54.930	27.011	30.485	27.315	30.119	141.3							
6	1'53.180	27.047	29.870	26.527	29.736	143.9							
7	1'53.039	26.843	30.098	26.794	29.304	142.2							
8	1'56.011 P	27.173	29.679	26.669	32.490	139.0							
9	3'56.648	2'27.847	30.809	27.648	30.344								
10	1'54.229	27.336	30.418	26.726	29.749	141.9							
11	1'53.086	26.754	29.871	26.903	29.558	140.3							
12	2'14.466	29.683	41.217	30.494	33.072	139.4							
13	1'53.397	26.884	30.237	26.476	29.800	139.3							
14	1'55.629	27.105	30.387	28.116	30.021	137.8							

Lap	Lap Time	T1	T2	T3	T4	Speed	Lap	Lap Time	T1	T2	T3	T4	Speed
35th	33	Daniel HAUCK			ADAC TEAM Nordbay			GER	Runs=2	Total laps=14	Full laps=11		

1	3'14.692	1'35.795	35.091	30.436	33.370								
2	2'03.028	29.535	33.686	28.618	31.189	143.0							
3	1'59.723	28.545	32.008	26.981	32.189	144.8							
4	1'57.143	27.924	31.718	27.239	30.262	144.3							
5	1'55.811	27.463	30.984	26.760	30.604	147.7							
6	1'56.632	27.204	31.215	27.100	31.113	147.4							
7	1'55.885	27.792	31.018	26.688	30.387	141.8							
8	1'55.669	27.488	31.047	26.993	30.141	143.5							
9	1'54.632	27.208	30.816	26.548	30.060	144.1							
10	1'55.352	27.056	31.609	26.137	30.550	145.2							
11	1'57.378 P	27.292	30.805	26.241	33.040	144.4							
12	5'05.806	3'36.767	32.244	26.525	30.270								
13	1'54.013	27.583	30.508	26.192	29.730	142.7							
14	1'54.044	26.955	30.654	26.931	29.504	145.7							

Lap	Lap Time	T1	T2	T3	T4	Speed	Lap	Lap Time	T1	T2	T3	T4	Speed
36th	1	Tim SCHMITT			ADAC Hessen-Thürin			GER	Runs=2	Total laps=15	Full laps=12		

1	2'36.622	56.649	34.450	32.796	32.727								
2	2'03.282	29.745	31.329	30.867	31.341	121.2							
3	2'04.979 P	28.929	31.650	29.441	34.959	120.2							
4	2'57.964	1'26.750	30.627	29.609	30.978								
5	2'00.393	28.715	31.106	29.575	30.997	120.9							
6	1'59.209	28.513	30.404	29.608	30.684	121.0							
7	1'58.765	28.638	30.424	28.913	30.790	119.0							
8	1'58.336	28.364	29.945	29.062	30.965	120.3							
9	1'58.781	28.206	30.171	29.296	31.108	122.1							
10	1'58.123	28.092	30.437	28.881	30.713	121.8							
11	1'58.160	28.190	30.076	29.204	30.690	120.6							
12	1'58.246	28.104	29.839	29.335	30.968	120.6							
13	1'58.778	28.450	30.502	29.232	30.594	119.5							
14	1'58.715	28.300	30.203	29.418	30.794	120.6							
15	1'58.635	28.225	29.867	29.541	31.002	120.6							

Lap	Lap Time	T1	T2	T3	T4	Speed	Lap	Lap Time	T1	T2	T3	T4	Speed
37th	9	Jendrik SÄTTELE			ADAC Württemberg e			GER	Runs=1	Total laps=2	Full laps=0		

1	3'17.535			31.200	31.538								
unfinished				28.504									

Fastest Lap: Gabriel NODERER ADAC TEAM Nordbay GER 1'42.991 24.561 27.098 24.186 27.146

DORNA DATA PROCESSING TIMING SERVICE DORNA DATA PROCESSING TIMING SERVICE DORNA DATA PROCESSING TIMING SERVICE DORNA DATA PROCESSING TIMING SERVICE DORNA DATA PROCESSING TIMING SERVICE DORNA DATA PROCESSING TIMING SERVICE DORNA DATA PROCESSING TIMING SERVICE DORNA DATA PROCESSING TIMING SERVICE DORNA DATA PROCESSES



367.1 m.

Results and timing service provided by **TISSOT**
eni MOTORRAD GRAND PRIX DEUTSCHLAND
Qualifying Practice Nr. 1
Best Partial Times

Junior

IT Ideal Lap Time, sum of the best partial times *BT* Best Lap Time

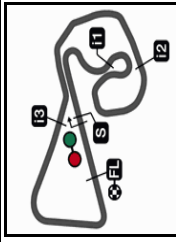
Pos	T1		T2		T3		T4		Pos	Rider	IT	BT
	Time	Rider	Time	Rider	Time	Rider	Time	Rider				
1	A.FRIEDRICH	24.534	T.THURMAYER	27.039	S.FROSSARD	23.789	S.FROSSARD	27.027	1	S.FROSSARD	1'42.541	1'44.600 (8)
2	M.ZELLHÖFER	24.558	G.NODERER	27.081	M.ZELLHÖFER	23.819	G.NODERER	27.099	2	G.NODERER	1'42.927	1'42.991 (1)
3	G.NODERER	24.561	S.FROSSARD	27.142	N.TIETZE	23.882	C.STANGE	27.156	3	M.ZELLHÖFER	1'42.931	1'43.292 (4)
4	S.FROSSARD	24.583	H.WIEDEMANN	27.143	C.STANGE	24.019	M.ZELLHÖFER	27.161	4	A.FRIEDRICH	1'43.006	1'43.108 (2)
5	N.TIETZE	24.703	A.FRIEDRICH	27.161	T.THURMAYER	24.104	A.FRIEDRICH	27.190	5	N.TIETZE	1'43.040	1'43.120 (3)
6	T.THURMAYER	24.763	N.TIETZE	27.239	A.FRIEDRICH	24.121	N.TIETZE	27.216	6	T.THURMAYER	1'43.189	1'43.483 (5)
7	C.STANGE	24.797	M.ZELLHÖFER	27.393	G.NODERER	24.186	T.THURMAYER	27.283	7	C.STANGE	1'43.497	1'43.964 (6)
8	J.SCHMIDT	24.872	C.STANGE	27.525	J.SCHMIDT	24.475	J.SCHMIDT	27.365	8	T.THURMAYER	1'44.287	1'44.287 (7)
9	S.KROG	24.886	J.SCHMIDT	27.575	C.KOGELBAUER	24.499	C.ROSSI	27.752	9	H.WIEDEMANN	1'44.580	1'45.148 (9)
10	H.WIEDEMANN	25.137	C.ROSSI	27.637	H.WIEDEMANN	24.518	H.WIEDEMANN	27.782	10	C.ROSSI	1'45.362	1'45.648 (11)
11	C.GEBHARDT	25.159	L.DEMBSKI	27.692	S.KROG	24.531	C.KOGELBAUER	27.789	11	S.KROG	1'45.382	1'45.559 (10)
12	L.DEMBSKI	25.167	S.KROG	27.902	C.MIEBACH	24.699	L.DEMBSKI	27.827	12	L.DEMBSKI	1'45.621	1'46.245 (13)
13	C.ROSSI	25.193	C.GEBHARDT	27.904	L.TULOVIC	24.736	C.GEBHARDT	27.846	13	C.GEBHARDT	1'45.759	1'45.827 (12)
14	C.MIEBACH	25.409	G.INVERSO	27.931	C.ROSSI	24.780	M.SOHNIUS	27.906	14	C.KOGELBAU	1'46.159	1'46.272 (14)
15	G.INVERSO	25.466	M.SOHNIUS	27.936	C.GEBHARDT	24.850	L.LANGSTÄDTLE	27.948	15	L.TULOVIC	1'46.593	1'47.042 (15)
16	M.MEGGLE	25.470	L.TULOVIC	27.983	L.DEMBSKI	24.935	S.KROG	28.063	16	M.SOHNIUS	1'46.664	1'47.641 (19)
17	N.KASTENHOLZ	25.590	M.DELEURAN-LA	28.017	N.KASTENHOLZ	25.129	F.NEUBAUER	28.090	17	C.MIEBACH	1'46.682	1'47.394 (17)
18	K.LEIBOLD	25.611	K.LEIBOLD	28.026	M.SOHNIUS	25.140	L.TULOVIC	28.145	18	G.INVERSO	1'46.872	1'47.350 (16)
19	L.LANGSTÄDTLE	25.612	M.VERBRUGGH	28.177	L.LANGSTÄDTLE	25.146	G.INVERSO	28.309	19	L.LANGSTÄDT	1'47.265	1'47.683 (20)
20	C.KOGELBAUER	25.677	C.KOGELBAUER	28.194	G.INVERSO	25.166	N.KASTENHOLZ	28.309	20	K.LEIBOLD	1'47.330	1'47.633 (18)
21	M.VERBRUGGH	25.680	C.MIEBACH	28.202	K.LEIBOLD	25.254	M.MEGGLE	28.324	21	N.KASTENHOL	1'47.444	1'47.876 (21)
22	M.SOHNIUS	25.682	F.NEUBAUER	28.390	R.NEUBAUER	25.317	C.MIEBACH	28.372	22	M.VERBRUGG	1'47.850	1'48.026 (22)
23	L.TULOVIC	25.729	N.KASTENHOLZ	28.416	N.KRAFT	25.327	M.DELEURAN-LA	28.395	23	F.NEUBAUER	1'48.052	1'48.597 (24)
24	L.CHRISTIANSE	25.806	P.WASSE	28.478	M.VERBRUGGH	25.413	L.CHRISTIANSE	28.412	24	M.DELEURAN-	1'48.198	1'48.582 (23)

These data/results cannot be reproduced, stored and/or transmitted in whole or in part by any manner of electronic, mechanical, photocopying, recording, broadcasting or otherwise now known or hereinafter developed without the previous express consent by the copyright owner, except for reproduction in daily press and regular printed publications on sale to the public within 60 days of the event related to those data/results and always provided that copyright symbol appears together as follows below.

© DORNA, 2013

Official MotoGP Timing by **TISSOT**
www.motogp.com





3671 m.

Results and timing service provided by **TISSOT****Junior**

eni MOTORRAD GRAND PRIX DEUTSCHLAND

Qualifying Practice Nr. 1

Best Partial Times

IT Ideal Lap Time, sum of the best partial times *BT* Best Lap Time

Pos	Rider	T1		T2		T3		T4		Time	Pos	Rider	IT	BT
		Time	Rider	Time	Rider	Time	Rider	Time	Rider					
25	R.NEUBAUER	25.833	L.LANGSTÄDTLE	28.559	F.NEUBAUER	25.452	R.NEUBAUER	28.415			25	M.MEGGLE	1'48.236	1'48.598 (25)
26	M.DELEURAN-L	26.033	M.MEGGLE	28.560	T.GLÖSS	28.512	K.LEIBOLD	28.439			26	R.NEUBAUER	1'48.483	1'48.754 (26)
27	P.WASSE	26.093	L.CHRISTIANSE	28.661	M.DELEURAN-LA	25.753	N.KRAFT	28.502			27	N.KRAFT	1'48.661	1'49.552 (29)
28	F.NEUBAUER	26.120	N.KRAFT	28.693	M.MEGGLE	28.882	L.GEITNER	28.565			28	P.WASSE	1'49.039	1'49.334 (28)
29	N.KRAFT	26.139	R.NEUBAUER	28.918	P.WASSE	25.885	M.VERBRUGGH	28.580			29	L.CHRISTIANS	1'49.091	1'49.277 (27)
30	L.GEITNER	26.190	J.PROKOP	29.012	D.HAUCK	29.012	P.WASSE	28.583			30	L.GEITNER	1'50.188	1'50.625 (30)
31	Y.TUISEL	26.297	L.GEITNER	29.212	L.CHRISTIANSE	26.212	Y.TUISEL	28.749			31	T.GLÖSS	1'50.370	1'50.946 (31)
32	J.PROKOP	26.555	T.GLÖSS	29.218	L.GEITNER	29.218	J.PROKOP	29.046			32	Y.TUISEL	1'50.849	1'51.621 (33)
33	T.GLÖSS	26.576	Y.TUISEL	29.458	J.PROKOP	26.250	T.GLÖSS	29.064			33	J.PROKOP	1'50.863	1'51.440 (32)
34	M.SCHROEDER	26.754	M.SCHROEDER	29.679	Y.TUISEL	29.679	M.SCHROEDER	29.304			34	M.SCHROEDE	1'52.213	1'53.039 (34)
35	D.HAUCK	26.955	T.SCHMITT	29.839	M.SCHROEDER	26.476	D.HAUCK	29.504			35	D.HAUCK	1'53.104	1'54.013 (35)
36	T.SCHMITT	28.092	D.HAUCK	30.508	T.GÜNTHER	27.819	T.SCHMITT	30.594			36	T.SCHMITT	1'57.406	1'58.123 (36)
37	J.SÄTTELE	28.504	T.GÜNTHER	32.372	T.SCHMITT	28.881	T.GÜNTHER				-1	T.GÜNTHER		(-1)
38	T.GÜNTHER	44.341	J.SÄTTELE		J.SÄTTELE	31.200	J.SÄTTELE				-1	J.SÄTTELE		(-1)

These data/results cannot be reproduced, stored and/or transmitted in whole or in part by any manner of electronic, mechanical, photocopying, recording, broadcasting or otherwise now known or herein after developed without the previous express consent by the copyright owner, except for reproduction in daily press and regular printed publications on sale to the public within 60 days of the event related to those data/results and always provided that copyright symbol appears together as follows below.


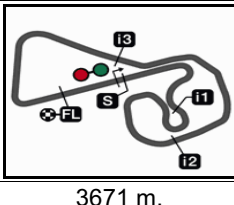
© DORNA, 2013

Official MotoGP Timing by **TISSOT**

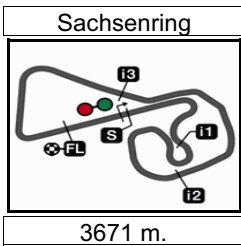
www.motogp.com



Sachsenring

Results and timing service provided by  **TISSOT****Junior****eni MOTORRAD GRAND PRIX DEUTSCHLAND****Qualifying Practice Nr. 1****Top Speed**

<i>Rider</i>	<i>Nation Team</i>	<i>Motorcycle</i>	<i>Km/h</i>
54 Stéphane FROSSARD	SWI Stef Racing Team	APRILIA	158.9
5 Arnaud FRIEDRICH	GER ADAC Sachsen e.V./PZ Motorsport	APRILIA	158.8
2 Lucas GEITNER	GER ADAC TEAM Nordbayern e.V.	APRILIA	158.1
10 Christian STANGE	GER ADAC Racing Team AMC Sachsenring	APRILIA	155.9
27 Jan SCHMIDT	GER ADAC e.V. Ressort Motorsport	APRILIA	155.5
3 Matthias MEGGLE	GER ADAC Team Südbayern e.V.	APRILIA	154.8
12 Sebastian KROG	GER ADAC Nordrhein e.V. Sport-Team	APRILIA	154.3
23 Nico TIETZE	GER ADAC Racing Team AMC Sachsenring	APRILIA	154.3
4 Lukas TULOVIC	GER Levior RT Germany/ADAC Nordbaden	APRILIA	153.9
16 Loris DEMBSKI	GER MC Obergimpfern/ADAC Nordbaden e.	APRILIA	153.6
17 Marc ZELLHÖFER	GER ADAC TEAM Nordbayern e.V.	APRILIA	153.0
25 Kenny LEIBOLD	GER ADAC Württemberg e.V.	APRILIA	152.3
50 Lucas-Victor CHRISTIANSEN	DEN Eggers Meat / Italian Bikestore	APRILIA	152.2
21 Gabriel NODERER	GER ADAC TEAM Nordbayern e.V.	APRILIA	151.6
30 Nils KASTENHOLZ	GER ADAC Mittelrhein e.V.	APRILIA	151.4
18 Christoph GEBHARDT	GER ADAC TEAM Nordbayern e.V.	APRILIA	151.3
28 Ricarda NEUBAUER	GER ADAC TEAM Nordbayern e.V.	APRILIA	151.3
20 Clarissa MIEBACH	GER ADAC Nordrhein e.V. Sport-Team	APRILIA	151.3
51 Colin ROSSI	SWI Swiss Racing Sports	APRILIA	150.4
8 Leon LANGSTÄDTLER	GER ADAC Hessen-Thüringen e.V.	APRILIA	150.2
7 Christopher KOGELBAUER	GER ADAC e.V. Ressort Motorsport	APRILIA	149.2
53 Michaël VERBRUGGHE	BEL -	APRILIA	149.2
14 Giuseppe INVERSO	GER ADAC Hessen-Thüringen e.V./Beinlich	APRILIA	149.0
11 Nicolai KRAFT	GER ADAC e.V. Ressort Motorsport	APRILIA	148.8
52 Mathias DELEURAN-LARSEN	DEN -	APRILIA	148.4
32 Florian NEUBAUER	GER ADAC TEAM Nordbayern e.V.	APRILIA	148.4
33 Daniel HAUCK	GER ADAC TEAM Nordbayern e.V.	APRILIA	147.7
6 Maximilian SOHNIUS	GER ADAC e.V. Ressort Motorsport	APRILIA	147.0
22 Hagen WIEDEMANN	GER ADAC Westfalen e.V.	APRILIA	146.0
31 Patrick WASSE	GER ADAC e.V. Ressort Motorsport	APRILIA	145.7
15 Yannik TUISEL	GER ADAC Hessen-Thüringen e.V./MSC Ro	APRILIA	144.8
29 Tony GLÖSS	GER ADAC Sachsen e.V.	APRILIA	144.5
24 Marlon SCHROEDER	GER ADAC Westfalen e.V.	APRILIA	143.9
81 Janusch PROKOP	GER -	APRILIA	142.4
19 Tom GÜNTHER	GER ADAC Sachsen e.V.	APRILIA	133.0
1 Tim SCHMITT	GER ADAC Hessen-Thüringen e.V./Beinlich	APRILIA	122.1



Results and timing service provided by **TISSOT**

Junior

eni MOTORRAD GRAND PRIX DEUTSCHLAND

Qualifying Practice Nr. 2

Chronological Analysis of Performances

8

P Crossing the finish line in pit lane *T1* Time from finish line to 1st intermediate *T2* Time from 1st intermed. to 2nd intermed. *T3* Time from 2nd intermed. to 3rd intermed. *T4* Time from 3rd intermediate to finish line

Lap	Lap Time	T1	T2	T3	T4	Speed	Lap	Lap Time	T1	T2	T3	T4	Speed
-----	----------	----	----	----	----	-------	-----	----------	----	----	----	----	-------

1st 26 Toni THURMAYER		ADAC TEAM Nordbay GER					
		Runs=1	Total laps=17	Full laps=16			
1	2'11.219	43.620	30.685	28.083	28.831		
2	1'47.251	25.304	28.313	25.444	28.190	152.0	
3	1'44.460	25.054	27.731	24.063	27.612	152.0	
4	1'45.815						
5	1'44.639						
6	1'45.182						
7	1'43.894						
8	1'44.614						
9	1'44.466						
10	1'44.525						
11	1'44.442						
12	1'43.962						
13	1'43.845						
14	1'42.925						
15	1'44.592						
16	1'42.892						
17	1'43.982						

4th 23 Nico TIETZE		ADAC Racing Team A GER					
		Runs=1	Total laps=15	Full laps=13			
1	2'28.222	1'02.244	31.140	25.502	29.336		
2	1'48.155	25.421	28.922	25.011	28.801		
3	1'47.498	25.904	28.809	24.765	28.020	150.6	
4	1'54.776	29.692	31.847	25.086	28.151		
5	1'45.931	25.399	28.539			152.1	
6	1'45.727	25.237	28.204	24.524	27.762	153.0	
7	1'44.963	25.423	27.707	24.245	27.588		
8	1'45.745	25.187	28.621	24.283	27.654	150.3	
9	1'44.656	25.224	27.729	24.194	27.509	148.6	
10	1'52.731	25.533	28.625	27.034	31.539	149.2	
11	1'51.291	26.027	28.485	28.314	28.465		
12	1'45.651	25.316	28.176	24.360	27.799		
13	1'44.764	24.898	27.434	24.820	27.612	153.0	
14	1'43.394	24.801	27.420				
	unfinished	25.019	27.756			152.5	

2nd 21 Gabriel NODERER		ADAC TEAM Nordbay GER					
		Runs=1	Total laps=17	Full laps=16			
1	2'56.558	1'30.512	30.568	26.274	29.204		
2	1'49.924	25.809	29.438	26.358	28.319	149.3	
3	1'45.935	25.244	27.832	24.899	27.960	151.4	
4	1'44.365	24.936	27.493	24.001	27.935	151.1	
5	1'43.632	24.644	27.245	24.340	27.403	155.1	
6	1'43.716	24.950	27.258	23.992	27.516	150.8	
7	1'44.837	24.782	27.789	24.971	27.295	152.3	
8	1'45.558	24.875	28.651	24.655	27.377	151.1	
9	1'44.469	24.831	27.338	24.534	27.766		
10	1'43.877	24.858	27.395	24.207	27.417	149.7	
11	1'46.654	24.949	29.017	24.988	27.700	153.3	
12	1'45.339	24.818	28.706	24.316	27.499	150.2	
13	1'44.818	24.800	27.467	25.067	27.484	151.0	
14	1'43.300	24.672	27.188				
15	1'43.735	24.571	28.092			153.1	
16	1'43.902	24.887	27.198	24.247	27.570	154.4	
17	1'43.987	24.683	27.221	23.935	28.148	151.1	

5th 17 Marc ZELLHÖFER		ADAC TEAM Nordbay GER					
		Runs=1	Total laps=17	Full laps=16			
1	2'14.089	35.263	38.243	29.293	31.290		
2	1'53.639	27.121	31.271	26.133	29.114	148.3	
3	1'49.226	26.122	29.505	25.338	28.261	147.6	
4	1'46.559	25.768	28.448	24.571	27.772	148.2	
5	1'45.279	25.244	27.904	24.110	28.021	149.2	
6	1'45.997	25.476	28.123	24.802	27.596	147.6	
7	1'44.251	25.005	27.672	24.290	27.284	148.4	
8	1'44.208	24.864	27.795	24.136	27.413	148.5	
9	1'44.383	24.901	27.310	24.744	27.428	149.5	
10	1'47.188	24.920	28.025	24.790	29.453	148.9	
11	1'45.850	25.641	28.196	24.490	27.523		
12	1'47.461	25.225	27.519	25.978	28.739	150.5	
13	1'43.396	24.852	27.455	23.797	27.292	149.3	
14	1'51.678	25.214	29.963	27.055	29.446	152.1	
15	1'46.762	24.929	29.272	24.923	27.638	150.7	
16	1'44.909	24.877	28.648	23.956	27.428	150.8	
17	1'44.331	25.037	27.335	24.375	27.584		

3rd 10 Christian STANGE		ADAC Racing Team A GER					
		Runs=2	Total laps=16	Full laps=13			
1	3'10.565	1'43.105	31.550	26.281	29.629		
2	1'49.184	26.302	29.315	25.409	28.158	147.3	
3	1'45.346	25.691	28.024	24.246	27.385	147.7	
4	1'45.113	25.322	27.910	24.613	27.268	150.0	
5	1'44.404	25.056	27.786	24.320	27.242	150.8	
6	1'44.370	25.224	27.740	24.275	27.131	147.4	
7	1'45.050	25.645	27.726	24.392	27.287	146.8	
8	1'44.165	25.062	27.814	24.219	27.070	148.2	
9	1'45.025	24.968	28.320				
10	1'45.029	25.238	27.768	24.237	27.786	147.8	

6th 54 Stéphane FROSSA		Stef Racing Team SWI					
		Runs=2	Total laps=16	Full laps=13			
1	2'08.475	41.718	30.699	26.988	29.070		
2	1'48.406	25.630	29.385	25.575	27.816		
3	1'46.121	25.445	28.156	24.625	27.895		
4	1'44.488	25.281	27.301	24.664	27.242		
5	1'45.872	25.070	28.732	24.545	27.525	151.2	

Fastest Lap: Toni THURMAYER	ADAC TEAM Nordbay GER	1'42.892
------------------------------------	-----------------------	-----------------

DORNA DATA PROCESSING TIMING SERVICE DORNA DATA PROCESSING TIMING SERVICE DORNA DATA PROCESSING TIMING SERVICE DORNA DATA PROCESSING TIMING SERVICE DORNA DATA PROCESSING TIMING SERVICE DORNA DATA PROCESSING TIMING SERVICE DORNA DATA PROCESSING TIMING SERVICE DORNA DATA PROCESSING TIMING SERVICE DORNA DATA PROCCESSUS

Qualifying Practice Nr. 2

Junior

Lap	Lap Time	T1	T2	T3	T4	Speed	Lap	Lap Time	T1	T2	T3	T4	Speed							
6	1'44.952	25.502	27.676	24.445	27.329	148.6	10	1'45.330	25.080	28.159	24.455	27.636	152.0							
7	1'43.856	24.946	27.428	24.302	27.180	151.3	11	1'45.129	25.119	27.923	24.367	27.720	152.2							
8	1'44.573	24.987	27.637	24.291	27.658	155.3	12	1'46.255	25.389	28.872	24.467	27.527	153.0							
9	1'49.395 P	24.937	27.662	24.780	32.016	13	1'45.138	24.991	28.059	24.372	27.716	155.9								
10	4'18.289	2'57.812	28.297	24.769	27.411	14	1'48.905	25.034	30.681	25.454	27.736	157.6								
11	1'43.762	25.036	27.756	24.095	26.875	154.2	15	1'44.369	24.922	27.752	24.316	27.379	154.1							
12	1'43.423	24.424	27.688	24.392	26.919	159.0	16	1'44.282	24.882	27.478	24.073	27.849	154.2							
13	1'43.856	25.024	27.488	14	1'44.118	25.587	27.244	17	1'46.823	25.262	28.547	24.538	28.476	154.4						
15	1'44.329	24.825	27.634	24.387	27.483	154.2	10th 7 Christopher KOGEL ADAC e.V. Ressort M GER													
16	1'43.851	24.843	27.723	24.040	27.245	153.5	Runs=3 Total laps=14 Full laps=10													
7th 5 Arnaud FRIEDRICH ADAC Sachsen e.V./P GER							11th 16 Loris DEMBSKI MC Obergimpfern/ADA GER													
Runs=1 Total laps=17 Full laps=16							Runs=2 Total laps=16 Full laps=13													
1	2'54.913	1'29.369	29.715	27.331	28.498	1	2'15.706 P	37.510	34.035	27.965	36.196	2	5'44.260	4'18.473	29.694	26.414	29.679			
2	1'49.013	26.595	29.086	25.729	27.603	3	1'52.477	27.836	28.819	3	1'52.477	27.836	28.819	128.6	4	1'57.004 P	27.493	29.098	26.074	34.339
3	1'45.356	25.117	27.962	24.644	27.633	4	1'57.004 P	27.493	29.098	26.074	34.339	5	3'44.395	2'23.628	28.051	25.249	27.467			
4	1'45.257	24.799	27.717	25.029	27.712	6	1'45.166	25.174	28.137	155.0	6	1'45.166	25.174	28.137	155.0					
5	1'45.014	24.901	27.994	24.591	27.528	7	1'44.946	24.938	28.066	24.467	27.475	155.5								
6	1'44.332	24.790	27.656	24.513	27.373	8	1'44.770	24.986	28.184	24.353	27.247	155.9								
7	1'44.190	24.749	27.882	24.473	27.086	9	1'45.750	25.007	28.504	24.624	27.615	155.0								
8	1'45.814	25.121	28.778	24.485	27.430	10	1'45.306	25.216	27.994	24.506	27.590	154.9								
9	1'44.744	24.990	27.599	24.661	27.494	11	1'45.196	25.097	28.315	24.363	27.421	156.0								
10	1'44.016	24.727	27.594	24.229	27.466	12	1'45.484	24.707	27.886	24.701	28.190	157.1								
11	1'46.043	24.981	28.472	24.917	27.673	13	1'45.167	25.023	27.987	24.199	27.958									
12	1'45.039	24.829	28.468	24.313	27.429	14	1'46.070	25.306	28.207	24.221	28.336	154.2								
13	1'45.156	24.745	28.464	24.623	27.324	12th 51 Colin ROSSI Swiss Racing Sports SWI														
14	1'43.494	24.704	27.317	24.200	27.273	Runs=1 Total laps=17 Full laps=16														
15	1'44.189	155.5	1	2'36.313	1'08.090	30.729	27.768	29.726												
16	1'43.787	24.744	27.356	24.286	27.401	2	1'50.361	25.942	29.459	26.221	28.739	150.7								
17	1'44.109	24.556	27.319	24.153	28.081	3	1'47.771	25.688	28.494	25.436	28.153	149.5								
8th 22 Hagen WIEDEMAN ADAC Westfalen e.V. GER							4	1'47.450	25.504	28.596	25.254	28.096	149.5							
Runs=1 Total laps=17 Full laps=16							5	1'47.510	25.364	28.576	25.248	28.322	151.2							
1	2'28.702	57.052	33.342	27.876	30.432	6	1'47.429	25.385	28.255	24.976	28.813	150.3								
2	1'54.702	27.375	31.048	26.822	29.457	146.2	7	1'46.776	25.306	28.107	25.286	28.077	148.6							
3	1'50.125	26.748	29.035	25.750	28.592	142.4	8	1'50.532 P	25.524	28.380	25.371	31.257	149.3							
4	1'48.124	26.190	28.672	25.101	28.161	142.1	9	3'29.804	2'05.605	29.211	25.350	29.638								
5	1'47.687	25.880	28.403	25.289	28.115	143.6	10	1'46.860	25.390	27.851	25.524	28.095	150.7							
6	1'51.882	25.630	28.293	25.692	32.267	146.8	11	1'47.095	25.170	28.557	25.209	28.159	153.2							
7	1'46.614	25.720	27.819	25.224	27.851	140.9	12	1'45.158	25.247	27.748	24.386	27.777	153.6							
8	1'47.221	25.623	28.864	24.879	27.855	144.2	13	1'45.091	25.127	27.568										
9	1'44.859	25.327	27.291	24.439	27.802	144.0	14	1'46.871	25.041	27.734	25.533	28.563	155.2							
10	1'45.395	25.355	27.637	24.398	28.005	143.5	15	1'45.629	25.203	27.971	24.670	27.785	150.8							
11	1'45.409	25.589	27.827	24.377	27.616	142.7	16	1'45.498	24.932	27.644	24.610	28.312	153.4							
12	1'46.796	25.498	28.438	25.190	27.670	148.6	9th 27 Jan SCHMIDT ADAC e.V. Ressort M GER													
13	1'44.544	25.378	27.609	24.321	27.236	144.5	Runs=2 Total laps=17 Full laps=14													
14	1'47.823	24.992	28.354	146.7	1	2'04.800	35.678	33.229	26.740	29.153										
15	1'44.952	25.067	27.343	24.627	27.915	145.8	2	1'49.585	25.892	28.931	26.489	28.273	151.3							
16	1'45.462	25.706	27.880	24.552	27.324	142.1	3	1'47.019	25.371	28.411	25.161	28.076	152.1							
17	1'44.148	24.997	27.411	24.207	27.533	146.0	4	1'47.639	25.425	28.519	25.193	28.502	151.4							
9th 27 Jan SCHMIDT ADAC e.V. Ressort M GER							5	1'45.518	25.266	27.901	24.793	27.558	155.6							
Runs=2 Total laps=17 Full laps=14							6	1'45.579	25.041	28.010	24.929	27.599	155.1							
1	2'04.800	35.678	33.229	26.740	29.153	7	1'45.269	25.114	28.152	24.508	27.495	152.8								
2	1'49.585	25.892	28.931	26.489	28.273	151.3	8	1'48.587 P	25.152	28.143	25.395	29.897	152.2							
3	1'47.019	25.371	28.411	25.161	28.076	152.1	9	2'44.213	1'23.377	28.199										
4	1'47.639	25.425	28.519	25.193	28.502	151.4	Fastest Lap: Toni THURMAYER ADAC TEAM Nordbay GER 1'42.892													
5	1'45.518	25.266	27.901	24.793	27.558	155.6														
6	1'45.579	25.041	28.010	24.929	27.599	155.1														
7	1'45.269	25.114	28.152	24.508	27.495	152.8														
8	1'48.587 P	25.152	28.143	25.395	29.897	152.2														
9	2'44.213	1'23.377	28.199																	

DORNA DATA PROCESSING TIMING SERVICE DORNA DATA PROCESSING TIMING SERVICE DORNA DATA PROCESSING TIMING SERVICE DORNA DATA PROCESSING TIMING SERVICE DORNA DATA PROCESSING TIMING SERVICE DORNA DATA PROCESSING TIMING SERVICE DORNA DATA PROCESSING TIMING SERVICE DORNA DATA PROCCESSS

Qualifying Practice Nr. 2

Junior

Lap	Lap Time	T1	T2	T3	T4	Speed	Lap	Lap Time	T1	T2	T3	T4	Speed	
17	1'46.179	25.339	27.741	24.854	28.245	147.2	1	2'24.371	53.017	32.564	28.397	30.393		
13th 4 Lukas TULOVIC Levior RT Germany/A GER							2	1'51.933	25.893	29.316	27.820	28.904	152.6	
Runs=2 Total laps=16 Full laps=13							3	1'48.091	25.831	28.921	25.428	27.911	150.9	
1	2'46.619	1'20.722	30.484	26.021	29.392		4	1'49.291	25.688	29.308	25.636	28.659	153.7	
2	1'49.365	26.316	28.942	25.457	28.650	151.3	5	1'49.045	25.808	29.030			150.0	
3	1'54.048	26.025	33.214	26.754	28.055	150.4	6	1'47.939	25.861	29.058	25.169	27.851	149.7	
4	1'46.527	25.714	27.980	24.778	28.055	151.3	7	1'46.463	25.770	28.287	24.681	27.725	151.9	
5	1'46.152	25.513	27.959	24.595	28.085	150.5	8	1'47.114	25.604	28.894	24.809	27.807	151.1	
6	1'46.805	25.684	28.011	24.831	28.279	151.4	9	1'48.255	26.048	28.813	25.232	28.162	151.0	
7	1'46.795	25.732	28.146	24.868	28.049	148.6	unfinished				25.659			150.3
8	1'46.380	25.587	27.840	24.858	28.095	149.3	17th 6 Maximilian SOHNIU ADAC e.V. Ressor M GER							
9	1'49.994 P	25.623	27.802	24.387	32.182	150.2	Runs=2 Total laps=16 Full laps=13							
10	2'54.887	1'31.152	28.150	27.420	28.165		1	2'26.829	57.065	32.161	27.331	30.272		
11	1'48.459	25.677	29.242	25.149	28.391	150.2	2	1'50.548	26.481	29.474	25.821	28.772	145.7	
12	1'46.541	25.728	27.747	24.682	28.384	149.6	3	1'50.152	26.001	29.308	25.866	28.977	149.4	
13	1'46.620	25.818	27.974	24.673	28.155	150.1	4	1'49.826	26.494	28.954	25.888	28.490	148.0	
14	1'45.864	25.750	27.725	24.396	27.993	150.3	5	1'47.310	25.568	28.149			147.4	
15	1'46.617	25.413	28.277	24.897	28.030	150.6	6	1'47.033	25.686	28.127	24.891	28.329	149.3	
16	1'47.229	25.538	27.754	26.025	27.912	150.8	7	1'48.053	25.632	28.249	25.857	28.315		
14th 12 Sebastian KROG ADAC Nordrhein e.V. GER							8	1'47.097	25.746	28.151	25.089	28.111	144.4	
Runs=1 Total laps=17 Full laps=16							9	1'46.630	25.440	27.976			146.6	
1	2'24.264	52.723	32.785	28.038	30.718		10	1'54.972 P	25.887	29.249	25.346	34.490	146.8	
2	1'52.445	26.427	29.872	26.735	29.411	148.8	11	2'40.643	1'18.041	28.770	25.301	28.531		
3	1'50.315	25.889	29.271	25.427	29.728	153.6	12	1'47.708	25.815	28.287	25.304	28.302	145.8	
4	1'49.440	25.950	29.002	25.677	28.811	150.3	13	1'47.428	25.635	28.184	25.259	28.350	146.3	
5	1'47.854	25.557	28.435	25.272	28.590		14	1'48.259	25.699	28.706	25.408	28.446	146.2	
6	1'47.167	25.295	28.385	24.930	28.557	150.5	15	1'47.621	25.825	28.218	25.261	28.317	146.5	
7	2'00.027	25.401	28.443	32.700	33.483	151.4	16	1'48.630	25.701	28.310	25.113	29.506	145.7	
8	1'49.504	25.493	28.537	25.281	30.193	151.2	18th 25 Kenny LEIBOLD ADAC Württemberg e GER							
9	1'47.359	25.473	28.417	25.108	28.361	150.1	Runs=1 Total laps=15 Full laps=14							
10	1'49.775	25.301	29.014	26.576	28.884	152.1	1	5'13.828	3'35.987	36.135	29.463	32.243		
11	1'47.075	25.335	28.254	25.083	28.403	150.0	2	1'55.324	27.799	30.867	27.031	29.627		
12	1'46.405	25.149	28.103	24.868	28.285	150.4	3	1'49.553	26.083	29.075	25.654	28.741		
13	1'46.275	25.158	28.134	24.713	28.270	151.5	4	1'51.236	26.128	29.272	26.897	28.939		
14	1'46.316	25.152	28.215	24.730	28.219	151.7	5	1'48.618	25.863	28.584	25.418	28.753		
15	1'46.145	25.068	28.142	24.741	28.194		6	1'48.889	26.002	28.405	25.544	28.938		
16	1'46.929	25.376	28.340	24.746	28.467	152.0	7	1'46.907	25.422	27.940	25.053	28.492		
17	1'46.900	25.365	28.243	24.763	28.529	152.0	8	1'47.502	25.612	28.164	25.179	28.547		
15th 53 Michaël VERBRUG - BEL							9	1'53.006	25.584	28.218	26.198	33.006		
Runs=1 Total laps=17 Full laps=16							10	1'48.312	25.755	28.558	25.298	28.701	145.7	
1	2'34.024	59.344	33.899	28.633	32.148		11	1'49.464	25.849	29.629	25.635	28.351		
2	1'54.118	27.438	30.800	26.722	29.158		12	1'47.954	25.429	28.211	25.396	28.918		
3	1'48.828	26.228	28.774	25.573	28.253		13	1'55.215	25.606	31.118				
4	1'47.624	25.700	28.496	25.231	28.197	148.5	14	1'55.699	25.606	28.370	26.540	35.183		
5	1'47.615	25.716	28.303			146.5	15	1'47.985	25.427	28.268	25.326	28.964		
6	1'50.381	25.726	30.512	25.953	28.190	146.0	19th 8 Leon LANGSTÄDTL ADAC Hessen-Thürin GER							
7	1'47.354	25.588	28.202	25.804	27.760		Runs=1 Total laps=17 Full laps=16							
8	1'47.065	25.627	28.207	25.030	28.201		1	2'07.431	36.839	33.328	27.107	30.157		
9	1'48.532	25.754	28.235	26.121	28.422		2	1'52.226	26.393	29.958	26.836	29.039		
10	1'47.466	25.591	28.076	25.487	28.312	146.2	3	1'48.955	26.202	29.122	25.190	28.441		
11	1'47.318	25.627	28.035	25.443	28.213		4	1'49.559	26.430	28.983	25.576	28.570		
12	1'49.048	25.438	28.211	25.628	29.771		5	1'49.028	26.030	28.869	25.768	28.361		
13	1'48.971	26.241	28.475	25.481	28.774		6	1'48.807	25.986	29.173	25.589	28.059		
14	1'46.430	25.472	27.779	24.879	28.300		7	1'49.219	25.998	28.843	25.903	28.475	145.3	
15	1'46.538	25.280	27.781	25.546	27.931	149.3	8	1'49.481	26.102	29.321	25.610	28.448		
16	1'46.443	25.381	28.201	24.682	28.179		9	1'48.511	25.998	28.733	25.710	28.070	147.0	
17	1'46.668	25.372	27.944	25.147	28.205		10	1'48.936	25.790	28.845	25.308	28.993		
16th 18 Christoph GEBHAR ADAC TEAM Nordbay GER							11	1'49.289	25.934	28.956	25.978	28.421	145.6	
Runs=1 Total laps=10 Full laps=8							12	1'50.371	26.814	28.980	25.624	28.953		
							13	1'49.093	26.102	28.885	25.676	28.430		

Fastest Lap: Toni THURMAYER ADAC TEAM Nordbay GER 1'42.892

DORNA DATA PROCESSING TIMING SERVICE DORNA DATA PROCESSING TIMING SERVICE DORNA DATA PROCESSING TIMING SERVICE DORNA DATA PROCESSING TIMING SERVICE DORNA DATA PROCESSING TIMING SERVICE DORNA DATA PROCESSING TIMING SERVICE DORNA DATA PROCESSING TIMING SERVICE DORNA DATA PROCCESSUS



367.1 m.

Results and timing service provided by **TISSOT****Junior**

eni MOTORRAD GRAND PRIX DEUTSCHLAND

Qualifying Practice Nr. 2

Best Partial Times

IT Ideal Lap Time, sum of the best partial times *BT* Best Lap Time

Pos	Rider	T1		T2		T3		T4		Pos	Rider	Time	IT	BT
		Time	Rider	Time	Rider	Time	Rider	Time	Rider					
1	S.FROSSARD	24.424	G.NODERER	27.188	M.ZELLHÖFER	23.797	S.FROSSARD	26.875	S.FROSSARD	1	S.FROSSARD	26.875	1'42.583	1'43.423
2	A.FRIEDRICH	24.556	S.FROSSARD	27.244	G.NODERER	23.935	C.STANGE	27.056	C.STANGE	2	G.NODERER	27.056	1'42.989	1'43.300
3	G.NODERER	24.571	H.WIEDEMANN	27.291	S.FROSSARD	24.040	A.FRIEDRICH	27.086	A.FRIEDRICH	3	A.FRIEDRICH	27.086	1'43.112	1'43.494
4	C.KOGELBAUER	24.707	M.ZELLHÖFER	27.310	T.THURMAYER	24.063	H.WIEDEMANN	27.236	H.WIEDEMANN	4	M.ZELLHÖFER	27.236	1'43.243	1'43.396
5	C.STANGE	24.754	A.FRIEDRICH	27.317	J.SCHMIDT	24.073	C.KOGELBAUER	27.247	C.KOGELBAUER	5	C.STANGE	27.247	1'43.329	1'43.329
6	N.TIETZE	24.801	C.STANGE	27.337	A.FRIEDRICH	24.153	M.ZELLHÖFER	27.284	M.ZELLHÖFER	6	H.WIEDEMANN	27.284	1'43.726	1'44.148
7	M.ZELLHÖFER	24.852	N.TIETZE	27.420	C.STANGE	24.182	G.NODERER	27.295	G.NODERER	7	J.SCHMIDT	27.295	1'43.812	1'44.282
8	J.SCHMIDT	24.882	J.SCHMIDT	27.478	N.TIETZE	24.194	J.SCHMIDT	27.379	J.SCHMIDT	8	C.KOGELBAU	27.379	1'44.039	1'44.770
9	L.DEMBSKI	24.932	L.DEMBSKI	27.568	C.KOGELBAUER	24.199	N.TIETZE	27.509	N.TIETZE	9	L.DEMBSKI	27.509	1'44.663	1'45.091
10	H.WIEDEMANN	24.992	C.ROSSI	27.579	H.WIEDEMANN	24.207	T.THURMAYER	27.612	T.THURMAYER	10	C.ROSSI	27.612	1'45.001	1'45.441
11	T.THURMAYER	25.054	L.TULOVIC	27.725	L.DEMBSKI	24.386	C.GEBHARDT	27.725	C.GEBHARDT	11	L.TULOVIC	27.725	1'45.437	1'45.864
12	S.KROG	25.068	T.THURMAYER	27.731	L.TULOVIC	24.387	C.ROSSI	27.742	C.ROSSI	12	M.VERBRUGG	27.742	1'45.501	1'46.430
13	C.ROSSI	25.074	M.VERBRUGGH	27.779	R.NEUBAUER	24.485	M.VERBRUGGH	27.760	M.VERBRUGGH	13	S.KROG	27.760	1'46.078	1'46.145
14	M.VERBRUGGH	25.280	G.INVERSO	27.869	C.ROSSI	24.606	L.DEMBSKI	27.777	L.DEMBSKI	14	C.GEBHARDT	27.777	1'46.297	1'46.463
15	G.INVERSO	25.311	C.KOGELBAUER	27.886	C.GEBHARDT	24.681	L.LANGSTÄDTLE	27.889	L.LANGSTÄDTLE	15	M.SOHNIUS	27.889	1'46.418	1'46.630
16	T.GÜNTHER	25.405	K.LEIBOLD	27.940	M.VERBRUGGH	24.682	L.TULOVIC	27.912	L.TULOVIC	16	G.INVERSO	27.912	1'46.451	1'47.064
17	L.TULOVIC	25.413	M.SOHNIUS	27.976	S.KROG	24.713	G.INVERSO	28.054	G.INVERSO	17	K.LEIBOLD	28.054	1'46.766	1'46.907
18	K.LEIBOLD	25.422	P.WASSE	28.043	C.MIEBACH	24.765	T.GÜNTHER	28.079	T.GÜNTHER	18	L.LANGSTÄDT	28.079	1'46.813	1'46.999
19	M.MEGGLE	25.423	S.KROG	28.103	L.LANGSTÄDTLE	24.808	M.SOHNIUS	28.111	M.SOHNIUS	19	R.NEUBAUER	28.111	1'46.871	1'47.466
20	M.SOHNIUS	25.440	T.SCHMITT	28.165	M.SOHNIUS	24.891	M.MEGGLE	28.138	M.MEGGLE	20	T.GÜNTHER	28.138	1'47.038	1'47.453
21	R.NEUBAUER	25.471	F.NEUBAUER	28.170	K.LEIBOLD	25.053	S.KROG	28.194	S.KROG	21	M.MEGGLE	28.194	1'47.204	1'47.546
22	SCHMITT	25.537	L.CHRISTIANSE	28.201	T.GÜNTHER	25.142	R.NEUBAUER	28.227	R.NEUBAUER	22	P.WASSE	28.227	1'47.234	1'47.796
23	P.WASSE	25.599	C.MIEBACH	28.241	N.KRAFT	25.158	L.CHRISTIANSE	28.248	L.CHRISTIANSE	23	C.MIEBACH	28.248	1'47.261	1'47.592
24	C.GEBHARDT	25.604	J.PROKOP	28.269	P.WASSE	25.212	N.KRAFT	28.250	N.KRAFT	24	N.KRAFT	28.250	1'47.582	1'48.137

These data/results cannot be reproduced, stored and/or transmitted in whole or in part by any manner of electronic, mechanical, photocopying, recording, broadcasting or otherwise now known or hereinafter developed without the previous express consent by the copyright owner, except for reproduction in daily press and regular printed publications on sale to the public within 60 days of the event related to those data/results and always provided that copyright symbol appears together as follows below.

© DORNA, 2013

Official MotoGP Timing by **TISSOT**

www.motogp.com





367.1 m.

Results and timing service provided by **TISSOT****Junior**

eni MOTORRAD GRAND PRIX DEUTSCHLAND

Qualifying Practice Nr. 2

Best Partial Times

IT Ideal Lap Time, sum of the best partial times *BT* Best Lap Time

Pos	Rider	T1			T2			T3			T4			IT	BT
		Time	Rider	Time	Rider	Time	Rider	Time	Rider	Time	Rider	Time	Rider		
25	L.LANGSTÄDTLE	25.617	C.GEBHARDT	28.287	F.NEUBAUER	25.215	M.DELEURAN-LA	28.281	L.CHRISTIANS	1'47.621	25	L.CHRISTIANS	1'47.621	1'47.621	(25)
26	M.DELEURAN-L	25.718	M.MEGGLE	28.319	G.INVERSO	25.217	T.SCHMITT	28.297	F.NEUBAUER	1'47.630	26	F.NEUBAUER	1'47.630	1'48.141	(29)
27	N.KRAFT	25.742	T.GÜNTHER	28.412	J.PROKOP	25.313	F.NEUBAUER	28.350	F.NEUBAUER	1'47.720	27	T.SCHMITT	1'47.720	1'48.028	(27)
28	C.MIEBACH	25.742	N.KRAFT	28.432	M.MEGGLE	25.324	K.LEIBOLD	28.351	K.LEIBOLD	1'47.946	28	M.DELEURAN-	1'47.946	1'48.756	(31)
29	L.CHRISTIANSE	25.795	M.DELEURAN-LA	28.457	L.CHRISTIANSE	25.377	P.WASSE	28.380	P.WASSE	1'48.209	29	J.PROKOP	1'48.209	1'48.705	(30)
30	N.KASTENHOLZ	25.830	L.LANGSTÄDTL	28.499	T.GLÖSS	25.395	C.MIEBACH	28.513	C.MIEBACH	1'48.716	30	N.KASTENHOL	1'48.716	1'48.936	(32)
31	F.NEUBAUER	25.895	R.NEUBAUER	28.688	N.KASTENHOLZ	25.445	J.PROKOP	28.541	J.PROKOP	1'49.848	31	Y.TUISEL	1'49.848	1'50.601	(34)
32	L.GEITNER	25.905	N.KASTENHOLZ	28.782	M.DELEURAN-L	25.490	L.GEITNER	28.656	L.GEITNER	1'49.963	32	T.GLÖSS	1'49.963	1'50.277	(33)
33	Y.TUISEL	25.990	Y.TUISEL	29.012	D.HAUCK	25.507	N.KASTENHOLZ	28.659	N.KASTENHOLZ	1'50.010	33	L.GEITNER	1'50.010	1'50.635	(35)
34	J.PROKOP	26.086	T.GLÖSS	29.240	T.SCHMITT	25.721	Y.TUISEL	28.852	Y.TUISEL	1'50.602	34	D.HAUCK	1'50.602	1'50.912	(36)
35	T.GLÖSS	26.431	M.SCHROEDER	29.265	Y.TUISEL	25.994	T.GLÖSS	28.897	T.GLÖSS	1'51.375	35	M.SCHROEDE	1'51.375	1'52.319	(37)
36	D.HAUCK	26.546	L.GEITNER	29.433	L.GEITNER	26.016	M.SCHROEDER	28.991	M.SCHROEDER	2'01.783	36	J.SÄTTELE	2'01.783	2'02.105	(38)
37	M.SCHROEDER	26.695	D.HAUCK	29.469	M.SCHROEDER	26.424	D.HAUCK	29.080	D.HAUCK		37	T.THURMAYE		1'42.892	(1)
38	J.SÄTTELE	28.436	J.SÄTTELE	32.802	J.SÄTTELE	29.922	J.SÄTTELE	30.623	J.SÄTTELE		38	N.TIETZE		1'43.394	(4)

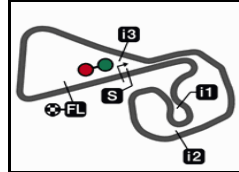
These data/results cannot be reproduced, stored and/or transmitted in whole or in part by any manner of electronic, mechanical, photocopying, recording, broadcasting or otherwise now known or herein after developed without the previous express consent by the copyright owner, except for reproduction in daily press and regular printed publications on sale to the public within 60 days of the event related to those data/results and always provided that copyright symbol appears together as follows below.

© DORNA, 2013

Official MotoGP Timing by **TISSOT**
www.motogp.com



Sachsenring



3671 m.

Results and timing service provided by **TISSOT**

Junior

eni MOTORRAD GRAND PRIX DEUTSCHLAND

Qualifying Practice Nr. 2


Fastest Laps Sequence

<i>Practice Time</i>	<i>Rider</i>	<i>Nation</i>	<i>Motorcycle</i>	<i>Time</i>	<i>Km/h</i>	<i>Rider's Lap</i>
3'54.385	27 Jan SCHMIDT	GER	APRILIA	1'49.585	120.5	2
3'56.881	54 Stéphane FROSSARD	SWI	APRILIA	1'48.406	121.9	2
3'58.470	26 Toni THURMAYER	GER	APRILIA	1'47.251	123.2	2
5'41.404	27 Jan SCHMIDT	GER	APRILIA	1'47.019	123.4	3
5'42.930	26 Toni THURMAYER	GER	APRILIA	1'44.460	126.5	3
8'16.782	21 Gabriel NODERER	GER	APRILIA	1'44.365	126.6	4
10'00.414	21 Gabriel NODERER	GER	APRILIA	1'43.632	127.5	5
23'31.526	17 Marc ZELLHÖFER	GER	APRILIA	1'43.396	127.8	13
PoleP. 24'51.239	26 Toni THURMAYER	GER	APRILIA	1'42.925	128.4	14
PoleP. 28'18.723	26 Toni THURMAYER	GER	APRILIA	1'42.892	128.4	16

Sachsenring

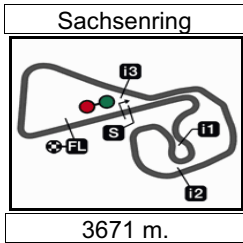


3671 m.

Results and timing service provided by  TISSOT**Junior****MotorrAD GRAND PRIX DEUTSCHLAND****Qualifying Practice Nr. 2****Top Speed**

Rider	Nation Team	Motorcycle	Km/h
54 Stéphane FROSSARD	SWI Stef Racing Team	APRILIA	159.0
27 Jan SCHMIDT	GER ADAC e.V. Ressort Motorsport	APRILIA	157.6
7 Christopher KOGELBAUER	GER ADAC e.V. Ressort Motorsport	APRILIA	157.1
5 Arnaud FRIEDRICH	GER ADAC Sachsen e.V./PZ Motorsport	APRILIA	155.5
16 Loris DEMBSKI	GER MC Obergimpfern/ADAC Nordbaden e.	APRILIA	155.2
21 Gabriel NODERER	GER ADAC TEAM Nordbayern e.V.	APRILIA	155.1
3 Matthias MEGGLE	GER ADAC Team Südbayern e.V.	APRILIA	154.1
28 Ricarda NEUBAUER	GER ADAC TEAM Nordbayern e.V.	APRILIA	154.1
18 Christoph GEBHARDT	GER ADAC TEAM Nordbayern e.V.	APRILIA	153.7
12 Sebastian KROG	GER ADAC Nordrhein e.V. Sport-Team	APRILIA	153.6
2 Lucas GEITNER	GER ADAC TEAM Nordbayern e.V.	APRILIA	153.6
23 Nico TIETZE	GER ADAC Racing Team AMC Sachsenring	APRILIA	153.0
30 Nils KASTENHOLZ	GER ADAC Mittelrhein e.V.	APRILIA	152.7
19 Tom GÜNTHER	GER ADAC Sachsen e.V.	APRILIA	152.1
17 Marc ZELLHÖFER	GER ADAC TEAM Nordbayern e.V.	APRILIA	152.1
26 Toni THURMAYER	GER ADAC TEAM Nordbayern e.V.	APRILIA	152.0
4 Lukas TULOVIC	GER Levior RT Germany/ADAC Nordbaden	APRILIA	151.4
10 Christian STANGE	GER ADAC Racing Team AMC Sachsenring	APRILIA	150.8
32 Florian NEUBAUER	GER ADAC TEAM Nordbayern e.V.	APRILIA	150.3
51 Colin ROSSI	SWI Swiss Racing Sports	APRILIA	150.2
52 Mathias DELEURAN-LARSEN	DEN -	APRILIA	149.5
11 Nicolai KRAFT	GER ADAC e.V. Ressort Motorsport	APRILIA	149.5
14 Giuseppe INVERSO	GER ADAC Hessen-Thüringen e.V./Beinlich	APRILIA	149.5
6 Maximilian SOHNIUS	GER ADAC e.V. Ressort Motorsport	APRILIA	149.4
53 Michaël VERBRUGGHE	BEL -	APRILIA	149.3
20 Clarissa MIEBACH	GER ADAC Nordrhein e.V. Sport-Team	APRILIA	149.3
22 Hagen WIEDEMANN	GER ADAC Westfalen e.V.	APRILIA	148.6
50 Lucas-Victor CHRISTIANSEN	DEN Eggers Meat / Italian Bikestore	APRILIA	147.7
9 Jendrik SÄTTELE	GER ADAC Württemberg e.V.	APRILIA	147.3
31 Patrick WASSE	GER ADAC e.V. Ressort Motorsport	APRILIA	147.2
8 Leon LANGSTÄDTLER	GER ADAC Hessen-Thüringen e.V.	APRILIA	147.0
15 Yannik TUISEL	GER ADAC Hessen-Thüringen e.V./MSC Ro	APRILIA	146.4
1 Tim SCHMITT	GER ADAC Hessen-Thüringen e.V./Beinlich	APRILIA	146.4
25 Kenny LEIBOLD	GER ADAC Württemberg e.V.	APRILIA	145.7
33 Daniel HAUCK	GER ADAC TEAM Nordbayern e.V.	APRILIA	145.6
29 Tony GLÖSS	GER ADAC Sachsen e.V.	APRILIA	145.1
81 Janusch PROKOP	GER -	APRILIA	144.1
24 Marlon SCHROEDER	GER ADAC Westfalen e.V.	APRILIA	141.8

DORNA DATA PROCESSING TIMING SERVICE DORNA DATA PROCESSING TIMING SERVICE DORNA DATA PROCESSING TIMING SERVICE DORNA DATA PROCESSING TIMING SERVICE DORNA DATA PROCESSING TIMING SERVICE DORNA DATA PROCESSING TIMING SERVICE DORNA DATA PROCESSING TIMING SERVICE DORNA DATA PROCESSING TIMING SERVICE DORNA DATA PROCESSING TIMING SERVICE DORNA DATA PROCESSING TIMING SERVICE DORNA DATA PROCCESSSS



Results and timing service provided by **TISSOT**

Junior

eni MOTORRAD GRAND PRIX DEUTSCHLAND
Official Starting Grid

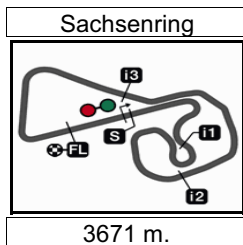
Race : 15 laps = 55.065 km

9	25 1'47.621 50 Lucas-Victor CHRISTIANSEN Aprilia	26 1'47.796 31 Patrick WASSE Aprilia	27 1'47.876 30 Nils KASTENHOLZ Aprilia
10	28 1'48.028 1 Tim SCHMITT Aprilia	29 1'48.137 11 Nicolai KRAFT Aprilia	30 1'48.141 32 Florian NEUBAUER Aprilia
11	31 1'48.582 52 Mathias DELEURAN-LARSEN Aprilia	32 1'48.705 81 Janusch PROKOP Aprilia	33 1'50.277 29 Tony GLÖSS Aprilia
12	34 1'50.601 15 Yannik TUISEL Aprilia	35 1'50.625 2 Lucas GEITNER Aprilia	36 1'50.912 33 Daniel HAUCK Aprilia
13	37 1'52.319 24 Marlon SCHROEDER Aprilia		

The results are provisional until the end of the limit for protest and appeals and until the ratification of the Event Management Committee.

Time limit for protest expires 60' at the latest after publication of the results - Mr. Time:

DORNA DATA PROCESSING TIMING SERVICE DORNA DATA PROCESSING TIMING SERVICE DORNA DATA PROCESSING TIMING SERVICE DORNA DATA PROCESSING TIMING SERVICE DORNA DATA PROCESSING TIMING SERVICE DORNA DATA PROCESSING TIMING SERVICE DORNA DATA PROCESSING TIMING SERVICE DORNA DATA PROCESSING TIMING SERVICE DORNA DATA PROCESSING TIMING SERVICE DORNA DATA PROCESSING



Results and timing service provided by **TISSOT**

Junior

eni MOTORRAD GRAND PRIX DEUTSCHLAND

Race

Classification after 15 laps = 55.065 km

20

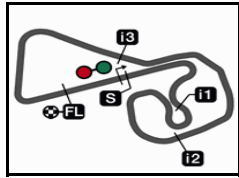
Pos	Rider	Nation	Team	Motorcycle	Total Time	Km/h	Gap
1	25 10 Christian STANGE	GER	ADAC Racing Team AMC Sach	APRILIA	25'58.173	127.2	
2	20 54 Stéphane FROSSARD	SWI	Stef Racing Team	APRILIA	25'58.200	127.2	0.027
3	16 5 Arnaud FRIEDRICH	GER	ADAC Sachsen e.V./PZ Motors	APRILIA	25'58.392	127.2	0.219
4	13 17 Marc ZELLHÖFER	GER	ADAC TEAM Nordbayern e.V.	APRILIA	25'58.528	127.1	0.355
5	11 21 Gabriel NODERER	GER	ADAC TEAM Nordbayern e.V.	APRILIA	25'58.747	127.1	0.574
6	10 26 Toni THURMAYER	GER	ADAC TEAM Nordbayern e.V.	APRILIA	25'59.029	127.1	0.856
7	9 7 Christopher KOGELBAU	GER	ADAC e.V. Ressort Motorsport	APRILIA	26'13.898	125.9	15.725
8	8 27 Jan SCHMIDT	GER	ADAC e.V. Ressort Motorsport	APRILIA	26'14.303	125.9	16.130
9	7 4 Lukas TULOVIC	GER	Leviort RT Germany/ADAC Nord	APRILIA	26'21.419	125.3	23.246
10	6 51 Colin ROSSI	SWI	Swiss Racing Sports	APRILIA	26'32.575	124.4	34.402
11	5 12 Sebastian KROG	GER	ADAC Nordrhein e.V. Sport-Tea	APRILIA	26'40.753	123.8	42.580
12	4 16 Loris DEMBSKI	GER	MC Obergimperm/ADAC Nordba	APRILIA	26'40.871	123.8	42.698
13	3 6 Maximilian SOHNUS	GER	ADAC e.V. Ressort Motorsport	APRILIA	26'41.329	123.7	43.156
14	2 53 Michaël VERBRUGGHE	BEL	-	APRILIA	26'41.340	123.7	43.167
15	1 1 Tim SCHMITT	GER	ADAC Hessen-Thüringen e.V./	APRILIA	26'50.918	123.0	52.745
16	3 Matthias MEGGLE	GER	ADAC Team Südbayern e.V.	APRILIA	26'51.010	123.0	52.837
17	32 Florian NEUBAUER	GER	ADAC TEAM Nordbayern e.V.	APRILIA	26'51.248	123.0	53.075
18	28 Ricarda NEUBAUER	GER	ADAC TEAM Nordbayern e.V.	APRILIA	26'51.771	122.9	53.598
19	18 Christoph GEBHARDT	GER	ADAC TEAM Nordbayern e.V.	APRILIA	26'51.940	122.9	53.767
20	8 Leon LANGSTÄDTLER	GER	ADAC Hessen-Thüringen e.V.	APRILIA	26'52.163	122.9	53.990
21	11 Nicolai KRAFT	GER	ADAC e.V. Ressort Motorsport	APRILIA	26'52.833	122.9	54.660
22	30 Nils KASTENHOLZ	GER	ADAC Mittelrhein e.V.	APRILIA	26'58.897	122.4	1'00.724
23	31 Patrick WASSE	GER	ADAC e.V. Ressort Motorsport	APRILIA	26'59.411	122.4	1'01.238
24	14 Giuseppe INVERSO	GER	ADAC Hessen-Thüringen e.V./	APRILIA	26'59.954	122.3	1'01.781
25	25 Kenny LEIBOLD	GER	ADAC Württemberg e.V.	APRILIA	27'00.226	122.3	1'02.053
26	19 Tom GÜNTHER	GER	ADAC Sachsen e.V.	APRILIA	27'00.340	122.3	1'02.167
27	50 Lucas-Victor CHRISTIAN	DEN	Eggers Meat / Italian Bikestore	APRILIA	27'18.933	120.9	1'20.760
28	2 Lucas GEITNER	GER	ADAC TEAM Nordbayern e.V.	APRILIA	27'37.240	119.6	1'39.067
29	52 Mathias DELEURAN-LAR	DEN	-	APRILIA	27'38.192	119.5	1'40.019
30	29 Tony GLÖSS	GER	ADAC Sachsen e.V.	APRILIA	26'05.664	118.1	1 lap
31	81 Janusch PROKOP	GER	-	APRILIA	26'05.816	118.1	1 lap
32	15 Yannik TUISEL	GER	ADAC Hessen-Thüringen e.V./	APRILIA	26'06.670	118.0	1 lap
33	24 Marlon SCHROEDER	GER	ADAC Westfalen e.V.	APRILIA	26'07.047	118.0	1 lap
Not Classified							
	33 Daniel HAUCK	GER	ADAC TEAM Nordbayern e.V.	APRILIA	13'06.596	117.6	8 laps
	20 Clarissa MIEBACH	GER	ADAC Nordrhein e.V. Sport-Tea	APRILIA	9'12.927	119.5	10 laps
	23 Nico TIETZE	GER	ADAC Racing Team AMC Sach	APRILIA	3'29.124	126.3	13 laps
	22 Hagen WIEDEMANN	GER	ADAC Westfalen e.V.	APRILIA	1'44.060	126.9	14 laps

The results are provisional until the end of the limit for protest and appeals.

Time limit for protest expires 60' after publication of the results - Mr. Time:

DORNA DATA PROCESSING TIMING SERVICE DORNA DATA PROCESSING TIMING SERVICE DORNA DATA PROCESSING TIMING SERVICE DORNA DATA PROCESSING TIMING SERVICE DORNA DATA PROCESSING TIMING SERVICE DORNA DATA PROCESSING TIMING SERVICE DORNA DATA PROCESSING TIMING SERVICE DORNA DATA PROCESSING

Sachsenring



3671 m.

Results and timing service provided by TISSOT

Junior

eni MOTORRAD GRAND PRIX DEUTSCHLAND

Race

Classification after 15 laps = 55.065 km

20

Pos	Rider	Nation Team	Motorcycle	Total Time	Km/h	Gap
-----	-------	-------------	------------	------------	------	-----

Race condition: Dry

Air: 23°

Humidity: 41%

Ground: 32°

Pole Position:

Fastest Lap:

Circuit Record Lap:

Circuit Best Lap:

17:20'00

17:33'02

17:36'20

18:03'07

18:04'52

Toni THURMAYER

1'42.892

128.4 Km/h

Stéphane FROSSARD

1'42.696

128.6 Km/h

Max MAURISCHAT

1'40.714

131.2 Km/h

Max MAURISCHAT

1'40.714

131.2 Km/h

SIGHTING LAP START

WARM UP LAP START

RACE START

Video finish in progress for 1st position

Video finish confirms 1st position for ride

The results are provisional until the end of the limit for protest and appeals.

Time limit for protest expires 60' after publication of the results - Mr. Time:

DORNA DATA PROCESSING TIMING SERVICE DORNA DATA PROCESSING TIMING SERVICE DORNA DATA PROCESSING TIMING SERVICE DORNA DATA PROCESSING TIMING SERVICE DORNA DATA PROCESSING TIMING SERVICE DORNA DATA PROCESSING TIMING SERVICE DORNA DATA PROCESSING TIMING SERVICE DORNA DATA PROCESSING TIMING SERVICE DORNA DATA PROCESSING TIMING SERVICE DORNA DATA PROCEESES

Num Lap Time Gap

10	1'43.404	0.483	26	1'44.782	0.564	10	1'44.263	0.368	17	1'43.163	0.355
17	1'43.535	1.042	17	1'44.097	0.751	21	1'44.092	0.514	21	1'43.099	0.574
21	1'44.352	2.644	21	1'43.222	1.049	17	1'44.888	0.753	26	1'44.697	0.856
7	1'44.678	9.943	27	1'44.904	11.874	7	1'44.539	13.351	7	1'44.392	15.725
27	1'44.361	10.493	7	1'45.263	12.003	27	1'44.712	13.843	27	1'44.661	16.130
4	1'44.691	15.868	4	1'44.707	17.718	4	1'45.016	19.748	4	1'45.500	23.246
51	1'44.766	23.378	51	1'45.509	26.209	51	1'45.648	29.359	51	1'46.015	34.402
16	1'45.864	26.082	16	1'45.985	29.662	53	1'46.648	36.124	12	1'46.060	42.580
53	1'46.941	27.103	12	1'45.774	31.078	16	1'48.289	36.263	16	1'46.952	42.698
12	1'47.164	27.176	53	1'45.359	31.391	12	1'47.498	37.089	6	1'46.404	43.156
6	1'46.875	27.457	6	1'46.267	32.558	6	1'46.887	37.450	53	1'47.230	43.167
1	1'47.011	34.892	1	1'46.897	41.090	1	1'46.178	46.502	1	1'46.613	52.745
14	1'46.967	35.714	3	1'47.260	42.217	3	1'46.278	46.710	3	1'46.558	52.837
18	1'46.293	35.871	32	1'46.845	42.233	18	1'46.356	47.049	32	1'46.878	53.075
3	1'47.031	36.025	18	1'47.715	42.514	32	1'46.464	47.154	28	1'46.808	53.598
32	1'47.663	36.582	14	1'47.868	43.170	28	1'45.853	47.542	18	1'46.838	53.767
30	1'46.721	36.777	31	1'47.218	43.176	8	1'45.542	47.711	8	1'46.775	53.990
31	1'46.612	36.934	30	1'47.710	43.326	11	1'46.002	48.094	11	1'46.777	54.660
8	1'46.628	38.760	8	1'46.179	43.530	30	1'47.540	50.924	30	1'47.665	1'00.724
28	1'47.308	39.071	28	1'45.981	43.834	14	1'47.375	51.278	31	1'48.343	1'01.238
11	1'46.697	39.269	11	1'46.005	44.033	31	1'48.031	51.494	14	1'48.769	1'01.781
25	1'47.427	40.033	25	1'46.342	44.678	25	1'47.997	51.702	25	1'48.528	1'02.053
19	1'47.647	40.140	19	1'45.947	44.813	19	1'47.843	51.841	19	1'48.763	1'02.167
50	1'48.593	48.942	50	1'49.647	59.905	50	1'49.368	1'10.408	50	1'48.838	1'20.760
2	1'49.261	1'04.031	2	1'49.515	1'15.544	2	1'49.554	1'27.129	2	1'49.752	1'39.067
52	1'49.823	1'04.503	52	1'50.229	1'16.656	52	1'49.760	1'27.764	52	1'50.084	1'40.019
81	1'50.777	1'13.943	29	1'51.705	1'30.097	81	1'50.564	1'44.334			
29	1'50.920	1'14.803	24	1'51.784	1'30.304	29	1'50.984	1'44.489			
24	1'51.647	1'15.341	81	1'52.319	1'30.541	24	1'50.748	1'44.816			
15	1'51.346	1'15.470	15	1'51.981	1'30.681	15	1'52.076	1'46.319			

Lap 10

26	1'43.413	
10	1'43.309	0.122
54	1'43.664	0.295
5	1'44.185	0.515
17	1'43.500	0.872
21	1'43.071	2.045
7	1'44.685	10.958
27	1'44.365	11.188
4	1'45.031	17.229
51	1'45.210	24.918
16	1'45.483	27.895
12	1'46.016	29.522
53	1'46.817	30.250
6	1'46.722	30.509
1	1'47.189	38.411
18	1'46.816	39.017
3	1'46.820	39.175
14	1'47.476	39.520
32	1'46.694	39.606
30	1'46.727	39.834
31	1'46.912	40.176
8	1'46.479	41.569
28	1'46.670	42.071
11	1'46.647	42.246
25	1'46.191	42.554
19	1'46.614	43.084
50	1'49.204	54.476
2	1'49.886	1'10.247
52	1'49.812	1'10.645
81	1'52.167	1'22.440
29	1'51.477	1'22.610
24	1'51.067	1'22.738
15	1'51.118	1'22.918

Lap 12

54	1'43.360	
26	1'43.066	0.270
17	1'42.926	0.317
10	1'43.767	0.557
5	1'43.581	0.637
21	1'43.185	0.874
7	1'44.621	13.264
27	1'45.069	13.583
4	1'44.826	19.184
51	1'45.314	28.163
16	1'46.124	32.426
53	1'45.897	33.928
12	1'46.325	34.043
6	1'45.817	35.015
1	1'47.046	44.776
3	1'46.027	44.884
32	1'46.269	45.142
18	1'45.991	45.145
28	1'45.667	46.141
11	1'45.871	46.544
8	1'46.451	46.621
30	1'47.870	47.836
31	1'48.099	47.915
25	1'46.839	48.157
14	1'48.545	48.355
19	1'46.997	48.450
50	1'48.947	1'05.492
2	1'49.843	1'22.027
52	1'49.160	1'22.456
29	1'51.220	1'37.957
81	1'51.041	1'38.222
24	1'51.576	1'38.520
15	1'51.374	1'38.695

Lap 14

26	1'43.022	
54	1'43.408	0.264
10	1'43.203	0.300
5	1'44.239	0.968
17	1'43.551	1.033
21	1'44.073	1.316
7	1'45.094	15.174
27	1'44.738	15.310
4	1'45.110	21.587
51	1'46.140	32.228
16	1'46.595	39.587
53	1'46.925	39.778
12	1'46.543	40.361
6	1'46.414	40.593
1	1'46.742	49.973
32	1'46.155	50.038
3	1'46.681	50.120
28	1'46.360	50.631
18	1'46.992	50.770
8	1'46.616	51.056
11	1'46.901	51.724
31	1'48.513	56.736
14	1'48.846	56.853
30	1'49.247	56.900
19	1'48.675	57.245
25	1'48.935	57.366
50	1'48.626	1'15.763
2	1'49.298	1'33.156
52	1'49.283	1'33.776
29	1'50.114	1'51.332
81	1'50.421	1'51.484
15	1'49.290	1'52.338
24	1'51.170	1'52.715

Lap 11

54	1'43.923	
10	1'44.246	0.150
5	1'44.119	0.416

Lap 13

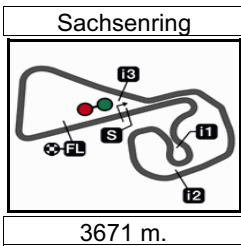
5	1'43.815	
54	1'44.579	0.127
26	1'44.431	0.249

Lap 15

10	1'43.541	
54	1'43.604	0.027
5	1'43.092	0.219

Lapped rider

DORNA DATA PROCESSING TIMING SERVICE DORNA DATA PROCESSING TIMING SERVICE DORNA DATA PROCESSING TIMING SERVICE DORNA DATA PROCESSING TIMING SERVICE DORNA DATA PROCESSING TIMING SERVICE DORNA DATA PROCESSING TIMING SERVICE DORNA DATA PROCESSING TIMING SERVICE DORNA DATA PROCESSING TIMING SERVICE DORNA DATA PROCESSING TIMING SERVICE DORNA DATA PROCESSING



Results and timing service provided by **TISSOT**

Junior

eni MOTORRAD GRAND PRIX DEUTSCHLAND
Race
Chronological Analysis of Performances

25

		T1 Time from finish line to 1st intermediate				T3 Time from 2nd intermed. to 3rd intermed.											
P Crossing the finish line in pit lane		T2 Time from 1st intermed. to 2nd intermed.				T4 Time from 3rd intermediate to finish line											
Lap	Lap Time	T1	T2	T3	T4	Speed	Lap	Lap Time	T1	T2	T3	T4	Speed				
1st 10 Christian STANGE		ADAC Racing Team A GER					15	1'43.092	24.572	26.997	23.887	27.636					
1	1'43.329	23.243	28.056	24.270	27.760	89.9	4th 17 Marc ZELLHÖFER						ADAC TEAM Nordbay GER				
2	1'45.446	25.611	27.695	24.075	28.065		1	1'43.746	23.176	28.845	24.150	27.575	88.1				
3	1'43.652	24.787	27.313	24.166	27.386		2	1'48.951	25.367	27.731	27.580	28.273	156.6				
4	1'44.074	24.889	27.531	24.165	27.489		3	1'44.355	24.919	27.958	24.134	27.344	150.6				
5	1'44.571	24.983	27.276	24.508	27.804		4	1'43.069	24.906	27.174	23.752	27.237					
6	1'44.339	24.775	27.239				5	1'42.838	24.598	27.211	23.827	27.202	150.4				
7	1'43.635	24.606	27.734	23.741	27.554		6	1'42.748	24.523	27.233			150.5				
8	1'43.394	24.788	27.270				7	1'43.513	24.791	27.693	23.504	27.525	153.9				
9	1'43.404	24.899	27.176	23.938	27.391		8	1'43.648	24.883	27.422			153.3				
10	1'43.309	24.343	27.046				9	1'43.535	24.743	27.219	23.693	27.880					
11	1'44.246	25.187	27.378	24.495	27.186	148.5	10	1'43.500	24.495	27.192			154.5				
12	1'43.767	24.812	27.189	24.110	27.656	152.6	11	1'44.097	24.820	27.345	24.281	27.651	153.0				
13	1'44.263	24.874	27.344				12	1'42.926	24.704	27.239	23.795	27.188					
14	1'43.203	24.862	26.842	23.910	27.589	156.5	13	1'44.888	25.483	27.305	24.197	27.903	147.2				
15	1'43.541	25.018	26.893			148.3	14	1'43.551	25.066	27.346	23.526	27.613					
2nd 54 Stéphane FROSSA		Stef Racing Team SWI					15	1'43.163	24.997	27.236	23.490	27.440	149.9				
1	1'43.573	23.387	28.465	24.120	27.601	92.5	5th 21 Gabriel NODERER						ADAC TEAM Nordbay GER				
2	1'45.080	25.138	27.783	24.043	28.116		1	1'42.760	22.619	28.086	24.631	27.424					
3	1'44.174			24.005	27.732	150.0	2	1'45.403	25.467	27.652	24.335	27.949					
4	1'43.952	24.756	27.434	23.955	27.807		3	1'43.755			24.152	27.310					
5	1'44.132	24.992	27.275	24.234	27.631		4	1'44.519	25.026	27.459	24.306	27.728	150.1				
6	1'43.992	25.231	27.221	24.057	27.483		5	1'44.251	24.836	27.409	24.439	27.567	152.2				
7	1'43.911	24.874	27.347	23.890	27.800		6	1'44.357	24.952	27.323	24.323	27.759	152.3				
8	1'42.696	24.252	27.074				7	1'43.431	24.609	27.172	24.194	27.456	155.1				
9	1'44.152	24.615	27.699	24.508	27.330		8	1'45.177	25.150	27.262			153.0				
10	1'43.664	24.913	27.158			150.6	9	1'44.352	25.748	27.472	23.895	27.237	146.0				
11	1'43.923			24.566	27.190		10	1'43.071	24.742	27.290							
12	1'43.360	25.071	27.174	23.989	27.126		11	1'43.222			23.845	27.240	151.9				
13	1'44.579			24.493	27.583		12	1'43.185	24.797	27.290	23.591	27.507	153.5				
14	1'43.408	24.764	26.939	23.929	27.776		13	1'44.092	25.335	27.337	23.861	27.559	152.5				
15	1'43.604	24.808	27.025	24.103	27.668		14	1'44.073	25.120	27.132	23.818	28.003	157.0				
3rd 5 Arnaud FRIEDRICH		ADAC Sachsen e.V./P GER					15	1'43.099	24.935	27.162	23.452	27.550	151.7				
1	1'43.342	22.854	28.227	24.708	27.553		6th 26 Toni THURMAYER						ADAC TEAM Nordbay GER				
2	1'44.713	25.255	27.785	24.122	27.551		1	1'42.950	22.390	28.246	24.643	27.671	84.0				
3	1'44.220	25.130	27.579	24.099	27.412		2	1'45.718	25.399	27.802	24.065	28.452					
4	1'43.993	24.890	27.563	24.123	27.417		3	1'43.968	25.115	27.228	24.039	27.586	149.3				
5	1'44.266	24.846	27.422	24.484	27.514		4	1'44.057	24.785	27.561	24.140	27.571	156.2				
6	1'44.021	24.824	27.390	24.398	27.409		5	1'44.166	24.908	27.352	24.273	27.633					
7	1'43.675	24.717	27.228	24.357	27.373		6	1'44.424	25.122	27.283	24.042	27.977	155.7				
8	1'43.816	24.622	27.054				7	1'43.354	24.882	27.366	23.677	27.429	156.9				
9	1'43.315	24.392	27.477	24.227	27.219		8	1'43.740	24.668	27.093			153.7				
10	1'44.185	24.588	27.167	24.226	28.204		9	1'43.241	24.720	27.303	23.832	27.386	152.1				
11	1'44.119			24.381	27.395		10	1'43.413	24.759	27.084			152.2				
12	1'43.581	24.383	27.252	24.171	27.775		11	1'44.782	25.111	27.435	24.403	27.833	150.4				
13	1'43.815	24.961	27.392	24.177	27.285		12	1'43.066	24.700	27.107	23.927	27.332	154.8				
14	1'44.239	25.379	26.938	24.129	27.793		Fastest Lap:						1'43.203	24.862	26.842	23.910	27.589

DORNA DATA PROCESSING TIMING SERVICE DORNA DATA PROCESSING TIMING SERVICE DORNA DATA PROCESSING TIMING SERVICE DORNA DATA PROCESSING TIMING SERVICE DORNA DATA PROCESSING TIMING SERVICE DORNA DATA PROCESSING TIMING SERVICE DORNA DATA PROCESSING TIMING SERVICE DORNA DATA PROCESSING TIMING SERVICE DORNA DATA PROCESSING TIMING SERVICE DORNA DATA PROCESSING TIMING SERVICE DORNA DATA PROCESSING TIMING SERVICE DORNA DATA PROCESSING TIMING SERVICE DORNA DATA PROCESSING TIMING SERVICE DORNA DATA PROCCESSS

Race

Junior

Lap	Lap Time	T1	T2	T3	T4	Speed	Lap	Lap Time	T1	T2	T3	T4	Speed
13	1'44.431	24.931	27.413	24.368	27.719	149.0	4	1'46.823	26.099	27.933	24.526	28.265	146.7
14	1'43.022	24.475	27.025	23.913	27.609	156.1	5	1'46.244	25.249	27.906	25.289	27.800	148.2
15	1'44.697	24.867	27.098	24.200	28.532	147.0	6	1'46.185	25.146	27.657			147.5
7th 7 Christopher KOGEL ADAC e.V. Ressort M GER							7	1'46.918	25.620	28.168	25.086	28.044	144.5
1	1'47.341	24.699	29.779	24.716	28.147		8	1'45.003	25.361	27.511	24.554	27.577	146.4
2	1'44.512	25.119	27.865	23.994	27.534	155.4	9	1'44.766	25.124	27.501	24.527	27.614	147.6
3	1'45.587	25.529	27.910	24.544	27.604	152.6	10	1'45.210	25.141	27.447	24.727	27.895	146.9
4	1'44.097	24.735	27.815	24.114	27.433	157.7	11	1'45.509	25.261	27.730	24.715	27.803	145.2
5	1'44.169	25.010	27.688	24.079	27.392	155.5	12	1'45.314	25.393	27.538	24.617	27.766	144.6
6	1'44.607	25.185	27.817			153.4	13	1'45.648	25.319	27.594	24.870	27.865	144.3
7	1'45.491	25.206	28.297			153.6	14	1'46.140	25.500	27.609	25.140	27.891	144.1
8	1'44.822	25.050	28.064	24.203	27.505	154.0	15	1'46.015	25.555	27.588	24.930	27.942	143.1
9	1'44.678	25.161	27.938	24.223	27.356	153.4	11th 12 Sebastian KROG ADAC Nordrhein e.V. GER						
10	1'44.685	25.017	27.828	24.155	27.685	155.1	1	1'47.016	24.225	28.832	25.158	28.801	98.0
11	1'45.263	25.294	27.865	24.481	27.623		2	1'48.570	25.800	28.628	25.574	28.568	150.8
12	1'44.621	24.937	28.015	24.175	27.494	151.8	3	1'48.184	25.433	28.450	25.718	28.583	151.5
13	1'44.539	25.117	27.640	24.307	27.475	151.1	4	1'46.484	25.347	28.264	24.594	28.279	153.5
14	1'45.094	25.104	27.724	24.640	27.626		5	1'46.087	25.060	28.071	24.769	28.187	153.6
15	1'44.392	25.079	27.808	24.181	27.324	151.5	6	1'46.340	25.334	27.913	24.902	28.191	
8th 27 Jan SCHMIDT ADAC e.V. Ressort M GER							7	1'46.687	25.422	28.296	24.700	28.269	152.3
1	1'47.148	24.570	28.886	25.209	28.483	91.5	8	1'46.005	25.291	27.904	24.606	28.204	
2	1'44.947	25.062	27.853	24.496	27.536	151.3	9	1'47.164			24.669	28.539	151.7
3	1'45.594	25.022	27.805	24.704	28.063	155.9	10	1'46.016	25.107	27.921	24.855	28.133	151.3
4	1'44.409	24.963	27.638	24.314	27.494	156.0	11	1'45.774	25.091	27.850	24.733	28.100	
5	1'44.722	25.016	27.870	24.257	27.579	154.6	12	1'46.325	25.215	28.023	24.823	28.264	149.0
6	1'45.110	24.966	27.742			153.3	13	1'47.498	25.215	28.033	26.032	28.218	148.1
7	1'44.975	25.069	27.817	24.442	27.647	152.5	14	1'46.543	25.184	28.101	25.005	28.253	151.4
8	1'44.588	24.919	27.794	24.364	27.511	153.7	15	1'46.060	25.168	27.944	24.616	28.332	151.5
9	1'44.361	24.942	27.786	24.175	27.458	153.8	12th 16 Loris DEMBSKI MC Obergimpfern/ADA GER						
10	1'44.365	24.961	27.679	24.263	27.462	154.5	1	1'47.000	24.366	28.921	25.269	28.444	
11	1'44.904	24.880	27.956	24.435	27.633	155.4	2	1'48.398	25.948	28.546	25.407	28.497	
12	1'45.069	25.292	27.972	24.351	27.454	150.2	3	1'47.771	25.760	28.343	25.274	28.394	149.6
13	1'44.712	25.029	27.722	24.506	27.455	153.2	4	1'46.156	25.520	28.065	24.372	28.199	153.1
14	1'44.738	25.059	27.704	24.299	27.676	152.2	5	1'47.211	25.334	28.024	25.611	28.242	
15	1'44.661	25.169	27.876	24.313	27.303	154.0	6	1'45.759	25.290	28.005	24.498	27.966	
9th 4 Lukas TULOVIC Levior RT Germany/A GER							7	1'46.804	25.550	28.177	25.008	28.069	
1	1'47.113	25.204	28.912	24.737	28.260	99.5	8	1'46.480	25.886	27.944	24.530	28.120	147.3
2	1'48.888	26.140	28.346	25.696	28.706	150.3	9	1'45.864	24.993	27.926	25.200	27.745	
3	1'46.391	25.305	28.281	24.830	27.975	156.0	10	1'45.483	24.943	27.565	25.003	27.972	151.0
4	1'45.388	25.542	27.716	24.347	27.783	150.7	11	1'45.985	24.980	27.862	24.985	28.158	
5	1'44.764	25.419	27.562	24.144	27.639	150.6	12	1'46.124	25.180	27.597	25.210	28.137	147.7
6	1'44.730	25.312	27.441	24.316	27.661	150.2	13	1'48.289	25.064	29.571	25.351	28.303	
7	1'44.604	25.245	27.565	24.184	27.610	149.6	14	1'46.595	25.067	28.103	25.445	27.980	148.2
8	1'44.660	25.254	27.425	24.228	27.753	150.3	15	1'46.952	25.638	27.887	24.936	28.491	
9	1'44.691	25.247	27.470	24.174	27.800	150.6	13th 6 Maximilian SOHNIU ADAC e.V. Ressort M GER						
10	1'45.031	25.289	27.408	24.341	27.993	150.6	1	1'47.961	25.546	29.080	24.738	28.597	101.4
11	1'44.707	25.312	27.427	24.135	27.833	150.2	2	1'48.515	25.782	28.419	25.391	28.923	150.0
12	1'44.826	25.489	27.376	24.173	27.788	149.3	3	1'47.582	25.784	27.877	25.740	28.181	148.1
13	1'45.016	25.453	27.413	24.370	27.780	147.5	4	1'46.491	25.478	27.984	24.736	28.293	149.3
14	1'45.110	25.298	27.459	24.442	27.911	148.1	5	1'46.225	25.172	27.870	24.899	28.284	149.1
15	1'45.500	25.550	27.509	24.430	28.011	147.9	6	1'46.164	25.409	27.953	24.740	28.062	151.2
10th 51 Colin ROSSI Swiss Racing Sports SWI							7	1'46.659	25.450	28.147		149.0	
1	1'47.272	24.863	28.678	25.310	28.421	94.6	8	1'46.346	25.731	27.860	24.669	28.086	151.9
2	1'48.448	25.837	28.470	25.643	28.498	150.2	9	1'46.875	25.546	27.968	24.814	28.547	151.0
3	1'47.080	25.708	28.249	25.325	27.798	150.0	10	1'46.722	25.325	27.854	24.973	28.570	
							11	1'46.267	25.566	27.925	24.690	28.086	147.2
							12	1'45.817	25.381	27.640	24.669	28.127	

Fastest Lap:

1'43.203

24.862

26.842

23.910

27.589

DORNA DATA PROCESSING TIMING SERVICE DORNA DATA PROCESSING TIMING SERVICE DORNA DATA PROCESSING TIMING SERVICE DORNA DATA PROCESSING TIMING SERVICE DORNA DATA PROCESSING TIMING SERVICE DORNA DATA PROCESSING TIMING SERVICE DORNA DATA PROCESSING TIMING SERVICE DORNA DATA PROCCESSUS

Race

Junior

Lap	Lap Time	T1	T2	T3	T4	Speed	Lap	Lap Time	T1	T2	T3	T4	Speed
unfinished		26.157	28.697	24.867		147.4							
36th	23	Nico TIETZE		ADAC Racing Team A GER									
1	1'44.313	23.555	28.776	24.178	27.804								
2	1'44.811	25.170	27.935	23.951	27.755								
37th	22	Hagen WIEDEMAN		ADAC Westfalen e.V. GER									
1	1'44.060	23.685	28.510	24.317	27.548								
unfinished		25.217	27.902	24.203									

Fastest Lap:

1'43.203

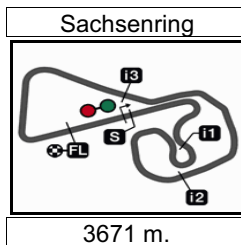
24.862

26.842

23.910

27.589

DORNA DATA PROCESSING .TIMING SERVICE DORNA DATA PROCESSING TIMING SERVICE DORNA DATA PROCESSING TIMING SERVICE DORNA DATA PROCESSING TIMING SERVICE DORNA DATA PROCESSING TIMING SERVICE DORNA DATA PROCESSING TIMING SERVICE DORNA DATA PROCESSING TIMING SERVICE DORNA DATA PROCESSING TIMING SERVICE DORNA DATA PROCESSING TIMING SERVICE DORNA DATA PROCCESSS



Results and timing service provided by TISSOT

Junior

eni MOTORRAD GRAND PRIX DEUTSCHLAND

Race


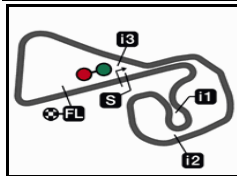
Fastest Lap of Each Rider

23

		Rider	Nation	Team	Motorcycle	Time	Lap	Total	Gap
1	54	Stéphane FROSSARD	SWI	Stef Racing Team	APRILIA	1'42.696	8	15	
2	17	Marc ZELLHÖFER	GER	ADAC TEAM Nordbayern e.V.	APRILIA	1'42.748	6	15	0.052 0.052
3	26	Toni THURMAYER	GER	ADAC TEAM Nordbayern e.V.	APRILIA	1'43.022	14	15	0.326 0.274
4	21	Gabriel NODERER	GER	ADAC TEAM Nordbayern e.V.	APRILIA	1'43.071	10	15	0.375 0.049
5	5	Arnaud FRIEDRICH	GER	ADAC Sachsen e.V./PZ Motors	APRILIA	1'43.092	15	15	0.396 0.021
6	10	Christian STANGE	GER	ADAC Racing Team AMC Sach	APRILIA	1'43.203	14	15	0.507 0.111
7	7	Christopher KOGELBAUER	GER	ADAC e.V. Ressort Motorsport	APRILIA	1'44.097	4	15	1.401 0.894
8	27	Jan SCHMIDT	GER	ADAC e.V. Ressort Motorsport	APRILIA	1'44.361	9	15	1.665 0.264
9	4	Lukas TULOVIC	GER	Levior RT Germany/ADAC Nord	APRILIA	1'44.604	7	15	1.908 0.243
10	51	Colin ROSSI	SWI	Swiss Racing Sports	APRILIA	1'44.766	9	15	2.070 0.162
11	23	Nico TIETZE	GER	ADAC Racing Team AMC Sach	APRILIA	1'44.811	2	2	2.115 0.045
12	53	Michaël VERBRUGGHE	BEL	-	APRILIA	1'45.359	11	15	2.663 0.548
13	16	Loris DEMBSKI	GER	MC Obergimpfern/ADAC Nordba	APRILIA	1'45.483	10	15	2.787 0.124
14	8	Leon LANGSTÄDTLER	GER	ADAC Hessen-Thüringen e.V.	APRILIA	1'45.542	13	15	2.846 0.059
15	28	Ricarda NEUBAUER	GER	ADAC TEAM Nordbayern e.V.	APRILIA	1'45.667	12	15	2.971 0.125
16	12	Sebastian KROG	GER	ADAC Nordrhein e.V. Sport-Tea	APRILIA	1'45.774	11	15	3.078 0.107
17	6	Maximilian SOHNIUS	GER	ADAC e.V. Ressort Motorsport	APRILIA	1'45.817	12	15	3.121 0.043
18	11	Nicolai KRAFT	GER	ADAC e.V. Ressort Motorsport	APRILIA	1'45.871	12	15	3.175 0.054
19	18	Christoph GEBHARDT	GER	ADAC TEAM Nordbayern e.V.	APRILIA	1'45.884	8	15	3.188 0.013
20	19	Tom GÜNTHER	GER	ADAC Sachsen e.V.	APRILIA	1'45.947	11	15	3.251 0.063
21	3	Matthias MEGGLE	GER	ADAC Team Südbayern e.V.	APRILIA	1'46.027	12	15	3.331 0.080
22	32	Florian NEUBAUER	GER	ADAC TEAM Nordbayern e.V.	APRILIA	1'46.155	14	15	3.459 0.128
23	1	Tim SCHMITT	GER	ADAC Hessen-Thüringen e.V./	APRILIA	1'46.178	13	15	3.482 0.023
24	25	Kenny LEIBOLD	GER	ADAC Württemberg e.V.	APRILIA	1'46.191	10	15	3.495 0.013
25	31	Patrick WASSE	GER	ADAC e.V. Ressort Motorsport	APRILIA	1'46.612	9	15	3.916 0.421
26	14	Giuseppe INVERSO	GER	ADAC Hessen-Thüringen e.V./	APRILIA	1'46.682	8	15	3.986 0.070
27	30	Nils KASTENHOLZ	GER	ADAC Mittelrhein e.V.	APRILIA	1'46.721	9	15	4.025 0.039
28	50	Lucas-Victor CHRISTIANSE	DEN	Eggers Meat / Italian Bikestore	APRILIA	1'48.216	8	15	5.520 1.495
29	52	Mathias DELEURAN-LARSE	DEN	-	APRILIA	1'49.160	12	15	6.464 0.944
30	2	Lucas GEITNER	GER	ADAC TEAM Nordbayern e.V.	APRILIA	1'49.261	9	15	6.565 0.101
31	15	Yannik TUISEL	GER	ADAC Hessen-Thüringen e.V./	APRILIA	1'49.290	14	14	6.594 0.029
32	20	Clarissa MIEBACH	GER	ADAC Nordrhein e.V. Sport-Tea	APRILIA	1'49.697	4	5	7.001 0.407
33	29	Tony GLÖSS	GER	ADAC Sachsen e.V.	APRILIA	1'50.114	14	14	7.418 0.417
34	81	Janusch PROKOP	GER	-	APRILIA	1'50.272	8	14	7.576 0.158
35	24	Marlon SCHROEDER	GER	ADAC Westfalen e.V.	APRILIA	1'50.748	13	14	8.052 0.476
36	33	Daniel HAUCK	GER	ADAC TEAM Nordbayern e.V.	APRILIA	1'51.266	7	7	8.570 0.518

DORNA DATA PROCESSING TIMING SERVICE DORNA DATA PROCESSING TIMING SERVICE DORNA DATA PROCESSING TIMING SERVICE DORNA DATA PROCESSING TIMING SERVICE DORNA DATA PROCESSING TIMING SERVICE DORNA DATA PROCESSING TIMING SERVICE DORNA DATA PROCESSING TIMING SERVICE DORNA DATA PROCESSES

Sachsenring

Results and timing service provided by  TISSOT

3671 m.

eni MOTORRAD GRAND PRIX DEUTSCHLAND

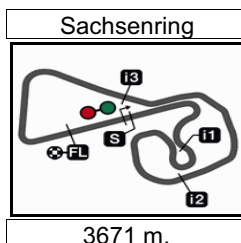
Race

Top Speed & Average

Junior



Rider	Nation	Motorcycle	Top 5 speeds					Average	Top
7 Christopher KOGELBAUER	GER	APRILIA	157.7	155.5	155.4	155.1	154.0	155.5	157.7
21 Gabriel NODERER	GER	APRILIA	157.0	155.1	153.5	153.0	152.5	154.2	157.0
26 Toni THURMAYER	GER	APRILIA	156.9	156.2	156.1	155.7	154.8	155.9	156.9
17 Marc ZELLHÖFER	GER	APRILIA	156.6	154.5	153.9	153.3	153.0	154.3	156.6
10 Christian STANGE	GER	APRILIA	156.5	152.6	148.5	148.3	89.9	139.2	156.5
32 Florian NEUBAUER	GER	APRILIA	156.1	151.9	149.5	148.4	147.4	150.7	156.1
4 Lukas TULOVIC	GER	APRILIA	156.0	150.7	150.6	150.6	150.6	151.7	156.0
27 Jan SCHMIDT	GER	APRILIA	156.0	155.9	155.4	154.6	154.5	155.3	156.0
3 Matthias MEGGLE	GER	APRILIA	156.0	149.9	148.6			151.5	156.0
2 Lucas GEITNER	GER	APRILIA	155.8	155.6	151.8	151.6	151.6	153.0	155.8
18 Christoph GEBHARDT	GER	APRILIA	155.6	154.5	153.6	152.8	152.6	153.6	155.6
8 Leon LANGSTÄDTLER	GER	APRILIA	155.3	153.7				154.5	155.3
31 Patrick WASSE	GER	APRILIA	153.9	152.4	152.1	151.9	151.2	152.3	153.9
28 Ricarda NEUBAUER	GER	APRILIA	153.7	153.5	152.3	152.3	150.5	152.5	153.7
12 Sebastian KROG	GER	APRILIA	153.6	153.5	152.3	151.7	151.5	152.4	153.6
16 Loris DEMBSKI	GER	APRILIA	153.1	151.0	149.6	148.2	147.7	149.9	153.1
19 Tom GÜNTHER	GER	APRILIA	153.1	152.8	152.5	152.3	151.8	152.5	153.1
1 Tim SCHMITT	GER	APRILIA	153.0	151.9	149.5	148.3	148.1	150.2	153.0
11 Nicolai KRAFT	GER	APRILIA	152.8	152.8	150.7	108.9		141.3	152.8
53 Michaël VERBRUGGHE	BEL	APRILIA	152.5	149.2	143.0	99.6		136.1	152.5
6 Maximilian SOHNIUS	GER	APRILIA	151.9	151.2	151.0	150.0	149.3	150.7	151.9
20 Clarissa MIEBACH	GER	APRILIA	151.4	150.7	150.0	148.7	147.4	149.6	151.4
14 Giuseppe INVERSO	GER	APRILIA	151.1	149.3	148.4	148.2	148.1	149.0	151.1
52 Mathias DELEURAN-LARSEN	DEN	APRILIA	150.8	150.2	149.9	149.3	148.8	149.8	150.8
54 Stéphane FROSSARD	SWI	APRILIA	150.6	150.0	92.5			131.0	150.6
51 Colin ROSSI	SWI	APRILIA	150.2	150.0	148.2	147.6	147.5	148.7	150.2
30 Nils KASTENHOLZ	GER	APRILIA	149.8					149.8	149.8
15 Yannik TUISEL	GER	APRILIA	148.8	146.4	145.2	144.4	144.3	145.8	148.8
29 Tony GLÖSS	GER	APRILIA	146.0	145.2	144.5	144.1		145.0	146.0
24 Marlon SCHROEDER	GER	APRILIA	144.7	143.1	142.5	141.7	141.6	142.7	144.7
50 Lucas-Victor CHRISTIANSEN	DEN	APRILIA	144.4					144.4	144.4



Results and timing service provided by **TISSOT**

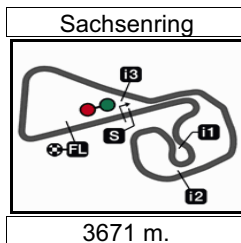
Junior

eni MOTORRAD GRAND PRIX DEUTSCHLAND

Race Top Speed



Rider	Nation Team	Motorcycle	Km/h
7 Christopher KOGELBAUER	GER ADAC e.V. Ressort Motorsport	APRILIA	157.7
21 Gabriel NODERER	GER ADAC TEAM Nordbayern e.V.	APRILIA	157.0
26 Toni THURMAYER	GER ADAC TEAM Nordbayern e.V.	APRILIA	156.9
17 Marc ZELLHÖFER	GER ADAC TEAM Nordbayern e.V.	APRILIA	156.6
10 Christian STANGE	GER ADAC Racing Team AMC Sachsenring	APRILIA	156.5
32 Florian NEUBAUER	GER ADAC TEAM Nordbayern e.V.	APRILIA	156.1
4 Lukas TULOVIC	GER Levior RT Germany/ADAC Nordbaden	APRILIA	156.0
27 Jan SCHMIDT	GER ADAC e.V. Ressort Motorsport	APRILIA	156.0
3 Matthias MEGGLE	GER ADAC Team Südbayern e.V.	APRILIA	156.0
2 Lucas GEITNER	GER ADAC TEAM Nordbayern e.V.	APRILIA	155.8
18 Christoph GEBHARDT	GER ADAC TEAM Nordbayern e.V.	APRILIA	155.6
8 Leon LANGSTÄDTLER	GER ADAC Hessen-Thüringen e.V.	APRILIA	155.3
31 Patrick WASSE	GER ADAC e.V. Ressort Motorsport	APRILIA	153.9
28 Ricarda NEUBAUER	GER ADAC TEAM Nordbayern e.V.	APRILIA	153.7
12 Sebastian KROG	GER ADAC Nordrhein e.V. Sport-Team	APRILIA	153.6
16 Loris DEMBSKI	GER MC Obergimpfern/ADAC Nordbaden e.	APRILIA	153.1
19 Tom GÜNTHER	GER ADAC Sachsen e.V.	APRILIA	153.1
1 Tim SCHMITT	GER ADAC Hessen-Thüringen e.V./Beinlich	APRILIA	153.0
11 Nicolai KRAFT	GER ADAC e.V. Ressort Motorsport	APRILIA	152.8
53 Michaël VERBRUGGHE	BEL -	APRILIA	152.5
6 Maximilian SOHNIUS	GER ADAC e.V. Ressort Motorsport	APRILIA	151.9
20 Clarissa MIEBACH	GER ADAC Nordrhein e.V. Sport-Team	APRILIA	151.4
14 Giuseppe INVERSO	GER ADAC Hessen-Thüringen e.V./Beinlich	APRILIA	151.1
52 Mathias DELEURAN-LARSEN	DEN -	APRILIA	150.8
54 Stéphane FROSSARD	SWI Stef Racing Team	APRILIA	150.6
51 Colin ROSSI	SWI Swiss Racing Sports	APRILIA	150.2
30 Nils KASTENHOLZ	GER ADAC Mittelrhein e.V.	APRILIA	149.8
15 Yannik TUISEL	GER ADAC Hessen-Thüringen e.V./MSC Ro	APRILIA	148.8
29 Tony GLÖSS	GER ADAC Sachsen e.V.	APRILIA	146.0
24 Marlon SCHROEDER	GER ADAC Westfalen e.V.	APRILIA	144.7
50 Lucas-Victor CHRISTIANSEN	DEN Eggert's Meat / Italian Bikestore	APRILIA	144.4



Results and timing service provided by **TISSOT**

Junior

eni MOTORRAD GRAND PRIX DEUTSCHLAND

After the Race

Event Best Maximum Speed

24



<i>Rider</i>	<i>Nation Team</i>	<i>Motorcycle</i>	<i>Km/h</i>
54 Stéphane FROSSARD	SWI Stef Racing Team	APRILIA	159.0
5 Arnaud FRIEDRICH	GER ADAC Sachsen e.V./PZ Motors	APRILIA	158.8
2 Lucas GEITNER	GER ADAC TEAM Nordbayern e.V.	APRILIA	158.1
7 Christopher KOGELBAUER	GER ADAC e.V. Ressort Motorsport	APRILIA	157.7
27 Jan SCHMIDT	GER ADAC e.V. Ressort Motorsport	APRILIA	157.6
21 Gabriel NODERER	GER ADAC TEAM Nordbayern e.V.	APRILIA	157.0
26 Toni THURMAYER	GER ADAC TEAM Nordbayern e.V.	APRILIA	156.9
17 Marc ZELLHÖFER	GER ADAC TEAM Nordbayern e.V.	APRILIA	156.6
10 Christian STANGE	GER ADAC Racing Team AMC Sach	APRILIA	156.5
32 Florian NEUBAUER	GER ADAC TEAM Nordbayern e.V.	APRILIA	156.1
3 Matthias MEGGLE	GER ADAC Team Südbayern e.V.	APRILIA	156.0
4 Lukas TULOVIC	GER Levior RT Germany/ADAC Nord	APRILIA	156.0
18 Christoph GEBHARDT	GER ADAC TEAM Nordbayern e.V.	APRILIA	155.6
8 Leon LANGSTÄDTLER	GER ADAC Hessen-Thüringen e.V.	APRILIA	155.3
16 Loris DEMBSKI	GER MC Obergimpfern/ADAC Nordba	APRILIA	155.2
12 Sebastian KROG	GER ADAC Nordrhein e.V. Sport-Tea	APRILIA	154.3
23 Nico TIETZE	GER ADAC Racing Team AMC Sach	APRILIA	154.3
28 Ricarda NEUBAUER	GER ADAC TEAM Nordbayern e.V.	APRILIA	154.1
31 Patrick WASSE	GER ADAC e.V. Ressort Motorsport	APRILIA	153.9
19 Tom GÜNTHER	GER ADAC Sachsen e.V.	APRILIA	153.1
1 Tim SCHMITT	GER ADAC Hessen-Thüringen e.V./B	APRILIA	153.0
11 Nicolai KRAFT	GER ADAC e.V. Ressort Motorsport	APRILIA	152.8
30 Nils KASTENHOLZ	GER ADAC Mittelrhein e.V.	APRILIA	152.7
53 Michaël VERBRUGGHE	BEL -	APRILIA	152.5
25 Kenny LEIBOLD	GER ADAC Württemberg e.V.	APRILIA	152.3
50 Lucas-Victor CHRISTIANSE	DEN Eggers Meat / Italian Bikestore	APRILIA	152.2
6 Maximilian SOHNIUS	GER ADAC e.V. Ressort Motorsport	APRILIA	151.9
20 Clarissa MIEBACH	GER ADAC Nordrhein e.V. Sport-Tea	APRILIA	151.4
14 Giuseppe INVERSO	GER ADAC Hessen-Thüringen e.V./B	APRILIA	151.1
52 Mathias DELEURAN-LARSE	DEN -	APRILIA	150.8
51 Colin ROSSI	SWI Swiss Racing Sports	APRILIA	150.4
15 Yannik TUISEL	GER ADAC Hessen-Thüringen e.V./	APRILIA	148.8
22 Hagen WIEDEMANN	GER ADAC Westfalen e.V.	APRILIA	148.6
33 Daniel HAUCK	GER ADAC TEAM Nordbayern e.V.	APRILIA	147.7
9 Jendrik SÄTTELE	GER ADAC Württemberg e.V.	APRILIA	147.3
29 Tony GLÖSS	GER ADAC Sachsen e.V.	APRILIA	146.0
24 Marlon SCHROEDER	GER ADAC Westfalen e.V.	APRILIA	144.7
81 Janusch PROKOP	GER -	APRILIA	144.1

DORNA DATA PROCESSING TIMING SERVICE DORNA DATA PROCESSING TIMING SERVICE DORNA DATA PROCESSING TIMING SERVICE DORNA DATA PROCESSING TIMING SERVICE DORNA DATA PROCESSING TIMING SERVICE DORNA DATA PROCESSING TIMING SERVICE DORNA DATA PROCESSING TIMING SERVICE DORNA DATA PROCESSING TIMING SERVICE DORNA DATA PROCESSING TIMING SERVICE DORNA DATA PROCESSING TIMING SERVICE DORNA DATA PROCESSING TIMING SERVICE DORNA DATA PROCCESSS