

Ergebnis

ADAC Mini Bike Cup

2013

V2 Faßberg

am

08. – 09.06.2013

Nachwuchsklasse

Kart-/Mini Bike Rennen Faßberg

Nachwuchs

Kartbahn Fliegerhorst Faßberg 0,880 Km

Freies Training

08.06.2013 09:45

Training gestartet um 9:45:01

Pos.	Nr.	Klasse	Name	Ort	Bewerber	Beste Zeit	Diff.	Rnd.	In Rd.	km/h	Abstand
1	38	N	Kevin Orgis	GER-Arnsdorf	ADAC Sachsen Leistungszten	46.106		23	23	68,711	
2	35	N	Tim Georgi	GER-Berlin	ADAC Berlin Brandenburg/M	46.451	0.345	22	11	68,201	0.345
3	31	N	Dennis-Norick Stelzer	GER-Dohma	ADAC Sachsen e.V.	46.682	0.576	24	15	67,863	0.231
4	56	N	Filip Salac	CZE-Vsejany	salacracing s.r.o	46.740	0.634	17	16	67,779	0.058
5	43	N	Pedro John	GER-Ulm	ADAC Württemberg e.V	46.817	0.711	19	15	67,668	0.077
6	26	N	Toni Erhard	GER-Schwarzenberg	ADAC Sachsen e.V./Erhard-F	47.151	1.045	23	8	67,188	0.334
7	57	N	Sven Grevink	NED-Klazienaveen		47.210	1.104	22	20	67,104	0.059
8	55	N	Peetu Paavilainen	FIN-Kotka	Ajo motorsport junior projek	47.445	1.339	21	17	66,772	0.235
9	24	N	Leon Orgis	GER-Arnsdorf	ADAC Racingteam AMC Sari	47.521	1.415	22	20	66,665	0.076
10	34	N	Jonas Hähle	GER-Erlbach-Kirchberg	ADAC Racingteam AMC Sari	47.587	1.481	23	7	66,573	0.066
11	30	N	Moritz Jenkner	GER-Hohenstein-Ernstthal	ADAC Sachsen e.V./Racespa	47.601	1.495	23	18	66,553	0.014
12	14	N	Dirk Geiger	GER-Mannheim	AMC Ettlingen e.V./ADAC No	47.805	1.699	14	9	66,269	0.204
13	44	N	Adrian Hähle	GER-Erlbach-Kirchberg	ADAC Racing Team AMC Sar	47.969	1.863	24	14	66,043	0.164
14	54	N	Sander Kroeze	NED-Mussel		48.169	2.063	20	16	65,768	0.200
15	28	N	Dominic Kaßner	GER-Chemnitz	ADAC Sachsen e.V.	48.370	2.264	24	22	65,495	0.201
16	19	N	Leon Czichos	GER-Stadland	ADAC Team Weser-Ems e.V.	48.627	2.521	22	18	65,149	0.257
17	32	N	Colin Hufnagel	GER-Erzhausen	ADAC Hessen-Thüringen/MS	49.077	2.971	24	18	64,552	0.450
18	99	N	Tom-Luca Sütcü	GER-Mücke	ADAC HessenThüringen/AM	49.128	3.022	23	14	64,485	0.051
19	36	N	Philip Jork	GER-Naumburg	ADAC Hessen-Thüringen e.V	49.178	3.072	22	11	64,419	0.050
20	41	N	Jennifer Küther	GER-Höchstädt	ADAC Team Südbayern e.V.	49.694	3.588	21	16	63,750	0.516
21	42	N	Valentino Frankenberger	GER-Thüngen	ADAC TEAM Nordbayern e.V	49.766	3.660	22	19	63,658	0.072
22	39	N	Selina Liebschner	GER-Untersiemau	ADAC TEAM Nordbayern e.V	50.681	4.575	20	17	62,509	0.915

Kart-/Mini Bike Rennen Faßberg

Nachwuchs

Kartbahn Fliegerhorst Faßberg 0,880 Km

Freies Training

08.06.2013 09:45

Training gestartet um 9:45:01

Runde	Rundenzeit	Diff.	Tageszeit
(38) Kevin Orgis			
1	51.942	+5.836	9:46:58.696
2	52.071	+5.965	9:47:50.767
3	50.714	+4.608	9:48:41.481
4	48.409	+2.303	9:49:29.890
5	47.371	+1.265	9:50:17.261
6	47.858	+1.752	9:51:05.119
7	1:24.556	+38.450	9:52:29.675
8	46.667	+0.561	9:53:16.342
9	49.081	+2.975	9:54:05.423
10	47.040	+0.934	9:54:52.463
11	47.307	+1.201	9:55:39.770
12	47.379	+1.273	9:56:27.149
13	46.771	+0.665	9:57:13.920
14	46.452	+0.346	9:58:00.372
15	47.040	+0.934	9:58:47.412
16	47.132	+1.026	9:59:34.544
17	46.472	+0.366	10:00:21.016
18	46.623	+0.517	10:01:07.639
19	46.547	+0.441	10:01:54.186
20	46.356	+0.250	10:02:40.542
21	46.760	+0.654	10:03:27.302
22	46.400	+0.294	10:04:13.702
23	46.106		10:04:59.808

Runde	Rundenzeit	Diff.	Tageszeit
(35) Tim Georgi			
1	52.841	+6.390	9:47:14.351
2	48.909	+2.458	9:48:03.260
3	47.794	+1.343	9:48:51.054
4	47.544	+1.093	9:49:38.598
5	48.111	+1.660	9:50:26.709
6	47.241	+0.790	9:51:13.950
7	47.678	+1.227	9:52:01.628
8	47.090	+0.639	9:52:48.718
9	46.808	+0.357	9:53:35.526
10	46.754	+0.303	9:54:22.280
11	46.451		9:55:08.731
12	48.654	+2.203	9:55:57.385
13	1:47.303	+1:00.852	9:57:44.688
14	47.516	+1.065	9:58:32.204
15	47.086	+0.635	9:59:19.290
16	46.724	+0.273	10:00:06.014
17	47.228	+0.777	10:00:53.242
18	46.944	+0.493	10:01:40.186
19	47.025	+0.574	10:02:27.211
20	49.020	+2.569	10:03:16.231
21	1:28.485	+42.034	10:04:44.716
22	46.677	+0.226	10:05:31.393

Runde	Rundenzeit	Diff.	Tageszeit
(31) Dennis-Norick Stelzer			
1	54.027	+7.345	9:46:55.964
2	51.681	+4.999	9:47:47.645
3	50.287	+3.605	9:48:37.932
4	49.914	+3.232	9:49:27.846
5	48.443	+1.761	9:50:16.289
6	47.727	+1.045	9:51:04.016
7	47.204	+0.522	9:51:51.220
8	47.132	+0.450	9:52:38.352
9	48.073	+1.391	9:53:26.425
10	47.114	+0.432	9:54:13.539
11	46.875	+0.193	9:55:00.414
12	47.779	+1.097	9:55:48.193
13	47.436	+0.754	9:56:35.629
14	46.797	+0.115	9:57:22.426
15	46.682		9:58:09.108

Runde	Rundenzeit	Diff.	Tageszeit
16	47.975	+1.293	9:58:57.083
17	47.015	+0.333	9:59:44.098
18	47.760	+1.078	10:00:31.858
19	47.710	+1.028	10:01:19.568
20	48.637	+1.955	10:02:08.205
21	47.772	+1.090	10:02:55.977
22	48.069	+1.387	10:03:44.046
23	47.334	+0.652	10:04:31.380
24	47.652	+0.970	10:05:19.032

Runde	Rundenzeit	Diff.	Tageszeit
(56) Filip Salac			
1	54.068	+7.328	9:46:53.104
2	50.935	+4.195	9:47:44.039
3	49.865	+3.125	9:48:33.904
4	48.785	+2.045	9:49:22.689
5	47.489	+0.749	9:50:10.178
6	48.205	+1.465	9:50:58.383
7	48.603	+1.863	9:51:46.986
8	47.165	+0.425	9:52:34.151
9	46.838	+0.098	9:53:20.989
10	47.027	+0.287	9:54:08.016
11	47.603	+0.863	9:54:55.619
12	46.782	+0.042	9:55:42.401
13	46.805	+0.065	9:56:29.206
14	1:45.156	+58.416	9:58:14.362
15	46.821	+0.081	9:59:01.183
16	46.740		9:59:47.923
17	47.508	+0.768	10:00:35.431

Runde	Rundenzeit	Diff.	Tageszeit
(43) Pedro John			
1	50.196	+3.379	9:46:37.319
2	48.944	+2.127	9:47:26.263
3	48.079	+1.262	9:48:14.342
4	47.755	+0.938	9:49:02.097
5	47.501	+0.684	9:49:49.598
6	53.164	+6.347	9:50:42.762
7	47.202	+0.385	9:51:29.964
8	46.973	+0.156	9:52:16.937
9	47.430	+0.613	9:53:04.367
10	47.129	+0.312	9:53:51.496
11	47.472	+0.655	9:54:38.968
12	46.917	+0.100	9:55:25.885
13	47.369	+0.552	9:56:13.254
14	47.793	+0.976	9:57:01.047
15	46.817		9:57:47.864
16	47.421	+0.604	9:58:35.285
17	47.230	+0.413	9:59:22.515
18	47.025	+0.208	10:00:09.540
19	47.428	+0.611	10:00:56.968

Runde	Rundenzeit	Diff.	Tageszeit
(26) Toni Erhard			
1	49.916	+2.765	9:46:38.604
2	48.346	+1.195	9:47:26.950
3	47.822	+0.671	9:48:14.772
4	47.771	+0.620	9:49:02.543
5	47.368	+0.217	9:49:49.911
6	50.371	+3.220	9:50:40.282
7	47.787	+0.636	9:51:28.069
8	47.151		9:52:15.220
9	47.805	+0.654	9:53:03.025
10	1:47.246	+1:00.095	9:54:50.271
11	47.906	+0.755	9:55:38.177
12	48.572	+1.421	9:56:26.749
13	47.528	+0.377	9:57:14.277
14	47.694	+0.543	9:58:01.971
15	47.624	+0.473	9:58:49.595

Runde	Rundenzeit	Diff.	Tageszeit
16	48.125	+0.974	9:59:37.720
17	48.041	+0.890	10:00:25.761
18	47.238	+0.087	10:01:12.999
19	47.483	+0.332	10:02:00.482
20	49.545	+2.394	10:02:50.027
21	47.369	+0.218	10:03:37.396
22	47.831	+0.680	10:04:25.227
23	47.585	+0.434	10:05:12.812

Runde	Rundenzeit	Diff.	Tageszeit
(57) Sven Grevink			
1	55.783	+8.573	9:46:57.098
2	53.519	+6.309	9:47:50.617
3	51.291	+4.081	9:48:41.908
4	50.308	+3.098	9:49:32.216
5	48.895	+1.685	9:50:21.111
6	48.398	+1.188	9:51:09.509
7	48.547	+1.337	9:51:58.056
8	48.030	+0.820	9:52:46.086
9	51.417	+4.207	9:53:37.503
10	1:54.510	+1:07.300	9:55:32.013
11	48.383	+1.173	9:56:20.396
12	48.029	+0.819	9:57:08.425
13	48.281	+1.071	9:57:56.706
14	48.520	+1.310	9:58:45.226
15	48.083	+0.873	9:59:33.309
16	47.956	+0.746	10:00:21.265
17	47.262	+0.052	10:01:08.527
18	47.551	+0.341	10:01:56.078
19	47.591	+0.381	10:02:43.669
20	47.210		10:03:30.879
21	48.346	+1.136	10:04:19.225
22	47.808	+0.598	10:05:07.033

Runde	Rundenzeit	Diff.	Tageszeit
(55) Peetu Paavilainen			
1	51.746	+4.301	9:47:15.922
2	49.871	+2.426	9:48:05.793
3	48.989	+1.544	9:48:54.782
4	48.559	+1.114	9:49:43.341
5	48.200	+0.755	9:50:31.541
6	50.784	+3.339	9:51:22.325
7	48.828	+1.383	9:52:11.153
8	48.093	+0.648	9:52:59.246
9	47.565	+0.120	9:53:46.811
10	47.528	+0.083	9:54:34.339
11	3:03.871	+2:16.426	9:57:38.210
12	48.222	+0.777	9:58:26.432
13	48.008	+0.563	9:59:14.440
14	48.258	+0.813	10:00:02.698
15	48.260	+0.815	10:00:50.958
16	48.648	+1.203	10:01:39.606
17	47.445		10:02:27.051
18	48.946	+1.501	10:03:15.997
19	48.366	+0.921	10:04:04.363
20	48.465	+1.020	10:04:52.828
21	49.085	+1.640	10:05:41.913

Runde	Rundenzeit	Diff.	Tageszeit
(24) Leon Orgis			
1	53.963	+6.442	9:46:58.656
2	54.241	+6.720	9:47:52.897
3	51.103	+3.582	9:48:44.000
4	50.805	+3.284	9:49:34.805
5	49.531	+2.010	9:50:24.336
6	48.686	+1.165	9:51:13.022
7	48.582	+1.061	9:52:01.604
8	48.722	+1.201	9:52:50.326
9	48.423	+0.902	9:53:38.749

Kart-/Mini Bike Rennen Faßberg

Nachwuchs

Kartbahn Fliegerhorst Faßberg 0,880 Km

Freies Training

08.06.2013 09:45

Training gestartet um 9:45:01

Runde	Rundenzeit	Diff.	Tageszeit
10	48.480	+0.959	9:54:27.229
11	48.058	+0.537	9:55:15.287
12	47.916	+0.395	9:56:03.203
13	48.130	+0.609	9:56:51.333
14	2:02.904	+1:15.383	9:58:54.237
15	48.487	+0.966	9:59:42.724
16	48.203	+0.682	10:00:30.927
17	48.010	+0.489	10:01:18.937
18	48.330	+0.809	10:02:07.267
19	47.967	+0.446	10:02:55.234
20	47.521		10:03:42.755
21	48.399	+0.878	10:04:31.154
22	1:05.939	+18.418	10:05:37.093

(34) Jonas Hähle

1	52.399	+4.812	9:46:45.796
2	48.966	+1.379	9:47:34.762
3	48.400	+0.813	9:48:23.162
4	48.291	+0.704	9:49:11.453
5	49.667	+2.080	9:50:01.120
6	47.638	+0.051	9:50:48.758
7	47.587		9:51:36.345
8	48.512	+0.925	9:52:24.857
9	48.825	+1.238	9:53:13.682
10	47.687	+0.100	9:54:01.369
11	50.299	+2.712	9:54:51.668
12	1:39.638	+52.051	9:56:31.306
13	47.951	+0.364	9:57:19.257
14	48.038	+0.451	9:58:07.295
15	51.291	+3.704	9:58:58.586
16	48.042	+0.455	9:59:46.628
17	48.376	+0.789	10:00:35.004
18	47.821	+0.234	10:01:22.825
19	47.614	+0.027	10:02:10.439
20	47.732	+0.145	10:02:58.171
21	49.088	+1.501	10:03:47.259
22	47.943	+0.356	10:04:35.202
23	47.738	+0.151	10:05:22.940

(30) Moritz Jenkner

1	53.485	+5.884	9:46:48.453
2	1:18.313	+30.712	9:48:06.766
3	49.343	+1.742	9:48:56.109
4	49.085	+1.484	9:49:45.194
5	48.706	+1.105	9:50:33.900
6	48.644	+1.043	9:51:22.544
7	50.193	+2.592	9:52:12.737
8	48.484	+0.883	9:53:01.221
9	48.234	+0.633	9:53:49.455
10	50.208	+2.607	9:54:39.663
11	48.352	+0.751	9:55:28.015
12	47.916	+0.315	9:56:15.931
13	50.296	+2.695	9:57:06.227
14	49.124	+1.523	9:57:55.351
15	48.290	+0.689	9:58:43.641
16	51.535	+3.934	9:59:35.176
17	47.837	+0.236	10:00:23.013
18	47.601		10:01:10.614
19	47.750	+0.149	10:01:58.364
20	49.890	+2.289	10:02:48.254
21	47.805	+0.204	10:03:36.059
22	48.511	+0.910	10:04:24.570
23	47.877	+0.276	10:05:12.447

(14) Dirk Geiger

1	51.097	+3.292	9:46:42.703
---	--------	--------	-------------

Runde	Rundenzeit	Diff.	Tageszeit
2	49.025	+1.220	9:47:31.728
3	49.039	+1.234	9:48:20.767
4	48.375	+0.570	9:49:09.142
5	48.143	+0.338	9:49:57.285
6	48.382	+0.577	9:50:45.667
7	48.723	+0.918	9:51:34.390
8	48.443	+0.638	9:52:22.833
9	47.805		9:53:10.638
10	48.770	+0.965	9:53:59.408
11	48.021	+0.216	9:54:47.429
12	47.818	+0.013	9:55:35.247
13	48.284	+0.479	9:56:23.531
14	2:28.885	+1:41.080	9:58:52.416

(44) Adrian Hähle

1	52.299	+4.330	9:46:45.200
2	50.227	+2.258	9:47:35.427
3	49.050	+1.081	9:48:24.477
4	48.384	+0.415	9:49:12.861
5	48.946	+0.977	9:50:01.807
6	48.486	+0.517	9:50:50.293
7	48.400	+0.431	9:51:38.693
8	48.441	+0.472	9:52:27.134
9	48.830	+0.861	9:53:15.964
10	49.371	+1.402	9:54:05.335
11	48.481	+0.512	9:54:53.816
12	48.637	+0.668	9:55:42.453
13	48.628	+0.659	9:56:31.081
14	47.969		9:57:19.050
15	48.041	+0.072	9:58:07.091
16	48.647	+0.678	9:58:55.738
17	48.237	+0.268	9:59:43.975
18	48.460	+0.491	10:00:32.435
19	48.715	+0.746	10:01:21.150
20	48.557	+0.588	10:02:09.707
21	48.329	+0.360	10:02:58.036
22	48.657	+0.688	10:03:46.693
23	48.478	+0.509	10:04:35.171
24	48.312	+0.343	10:05:23.483

(54) Sander Kroeze

1	56.634	+8.465	9:46:58.469
2	54.278	+6.109	9:47:52.747
3	52.506	+4.337	9:48:45.253
4	51.433	+3.264	9:49:36.686
5	52.173	+4.004	9:50:28.859
6	51.133	+2.964	9:51:19.992
7	1:48.920	+1:00.751	9:53:08.912
8	50.997	+2.828	9:53:59.909
9	50.228	+2.059	9:54:50.137
10	49.508	+1.339	9:55:39.645
11	49.344	+1.175	9:56:28.989
12	48.772	+0.603	9:57:17.761
13	48.695	+0.526	9:58:06.456
14	48.757	+0.588	9:58:55.213
15	48.363	+0.194	9:59:43.576
16	48.169		10:00:31.745
17	48.842	+0.673	10:01:20.587
18	1:58.301	+1:10.132	10:03:18.888
19	49.161	+0.992	10:04:08.049
20	49.322	+1.153	10:04:57.371

(28) Dominic Kaßner

1	54.466	+6.096	9:46:46.685
2	51.525	+3.155	9:47:38.210
3	50.467	+2.097	9:48:28.677

Runde	Rundenzeit	Diff.	Tageszeit
4	49.982	+1.612	9:49:18.659
5	49.903	+1.533	9:50:08.562
6	49.652	+1.282	9:50:58.214
7	49.808	+1.438	9:51:48.022
8	49.270	+0.900	9:52:37.292
9	49.622	+1.252	9:53:26.914
10	49.322	+0.952	9:54:16.236
11	49.279	+0.909	9:55:05.515
12	49.034	+0.664	9:55:54.549
13	48.786	+0.416	9:56:43.335
14	48.908	+0.538	9:57:32.243
15	50.828	+2.458	9:58:23.071
16	49.590	+1.220	9:59:12.661
17	49.073	+0.703	10:00:01.734
18	48.891	+0.521	10:00:50.625
19	49.454	+1.084	10:01:40.079
20	48.449	+0.079	10:02:28.528
21	48.492	+0.122	10:03:17.020
22	48.370		10:04:05.390
23	48.921	+0.551	10:04:54.311
24	49.694	+1.324	10:05:44.005

(19) Leon Czichos

1	57.072	+8.445	9:46:58.073
2	53.423	+4.796	9:47:51.496
3	52.332	+3.705	9:48:43.828
4	51.698	+3.071	9:49:35.526
5	50.089	+1.462	9:50:25.615
6	49.962	+1.335	9:51:15.577
7	49.490	+0.863	9:52:05.067
8	49.556	+0.929	9:52:54.623
9	49.266	+0.639	9:53:43.889
10	49.349	+0.722	9:54:33.238
11	49.274	+0.647	9:55:22.512
12	49.605	+0.978	9:56:12.117
13	50.409	+1.782	9:57:02.526
14	1:33.672	+45.045	9:58:36.198
15	49.417	+0.790	9:59:25.615
16	49.266	+0.639	10:00:14.881
17	48.810	+0.183	10:01:03.691
18	48.627		10:01:52.318
19	48.735	+0.108	10:02:41.053
20	49.027	+0.400	10:03:30.080
21	48.957	+0.330	10:04:19.037
22	48.896	+0.269	10:05:07.933

(32) Colin Hufnagel

1	51.969	+2.892	9:46:41.151
2	50.614	+1.537	9:47:31.765
3	50.081	+1.004	9:48:21.846
4	49.408	+0.331	9:49:11.254
5	50.149	+1.072	9:50:01.403
6	49.837	+0.760	9:50:51.240
7	49.129	+0.052	9:51:40.369
8	49.352	+0.275	9:52:29.721
9	49.486	+0.409	9:53:19.207
10	49.754	+0.677	9:54:08.961
11	49.493	+0.416	9:54:58.454
12	50.546	+1.469	9:55:49.000
13	49.383	+0.306	9:56:38.383
14	49.505	+0.428	9:57:27.888
15	49.150	+0.073	9:58:17.038
16	49.408	+0.331	9:59:06.446
17	49.186	+0.109	9:59:55.632
18	49.077		10:00:44.709
19	49.108	+0.031	10:01:33.817

Kart-/Mini Bike Rennen Faßberg

Nachwuchs

Kartbahn Fliegerhorst Faßberg 0,880 Km

Freies Training

08.06.2013 09:45

Training gestartet um 9:45:01

Runde	Rundenzeit	Diff.	Tageszeit
20	49.266	+0.189	10:02:23.083
21	51.757	+2.680	10:03:14.840
22	50.164	+1.087	10:04:05.004
23	49.821	+0.744	10:04:54.825
24	50.162	+1.085	10:05:44.987

(99) Tom-Luca Sütücü

1	56.834	+7.706	9:46:55.079
2	53.282	+4.154	9:47:48.361
3	52.992	+3.864	9:48:41.353
4	51.791	+2.663	9:49:33.144
5	49.705	+0.577	9:50:22.849
6	49.890	+0.762	9:51:12.739
7	49.933	+0.805	9:52:02.672
8	49.917	+0.789	9:52:52.589
9	49.772	+0.644	9:53:42.361
10	49.881	+0.753	9:54:32.242
11	50.008	+0.880	9:55:22.250
12	49.627	+0.499	9:56:11.877
13	49.942	+0.814	9:57:01.819
14	49.128		9:57:50.947
15	49.414	+0.286	9:58:40.361
16	49.490	+0.362	9:59:29.851
17	49.238	+0.110	10:00:19.089
18	1:10.398	+21.270	10:01:29.487
19	53.326	+4.198	10:02:22.813
20	51.492	+2.364	10:03:14.305
21	49.767	+0.639	10:04:04.072
22	50.002	+0.874	10:04:54.074
23	50.715	+1.587	10:05:44.789

(36) Philip Jork

1	53.196	+4.018	9:46:47.153
2	51.482	+2.304	9:47:38.635
3	50.467	+1.289	9:48:29.102
4	50.121	+0.943	9:49:19.223
5	49.558	+0.380	9:50:08.781
6	50.314	+1.136	9:50:59.095
7	49.594	+0.416	9:51:48.689
8	49.397	+0.219	9:52:38.086
9	49.738	+0.560	9:53:27.824
10	49.272	+0.094	9:54:17.096
11	49.178		9:55:06.274
12	49.237	+0.059	9:55:55.511
13	49.238	+0.060	9:56:44.749
14	49.215	+0.037	9:57:33.964
15	49.714	+0.536	9:58:23.678
16	1:34.216	+45.038	9:59:57.894
17	49.821	+0.643	10:00:47.715
18	49.700	+0.522	10:01:37.415
19	49.461	+0.283	10:02:26.876
20	51.052	+1.874	10:03:17.928
21	49.684	+0.506	10:04:07.612
22	49.541	+0.363	10:04:57.153

(41) Jennifer Küther

1	54.034	+4.340	9:46:50.122
2	52.016	+2.322	9:47:42.138
3	51.450	+1.756	9:48:33.588
4	1:19.927	+30.233	9:49:53.515
5	50.792	+1.098	9:50:44.307
6	49.964	+0.270	9:51:34.271
7	50.449	+0.755	9:52:24.720
8	51.108	+1.414	9:53:15.828
9	51.485	+1.791	9:54:07.313
10	50.755	+1.061	9:54:58.068

Runde	Rundenzeit	Diff.	Tageszeit
11	49.984	+0.290	9:55:48.052
12	50.135	+0.441	9:56:38.187
13	1:55.992	+1:06.298	9:58:34.179
14	51.091	+1.397	9:59:25.270
15	50.711	+1.017	10:00:15.981
16	49.694		10:01:05.675
17	49.907	+0.213	10:01:55.582
18	49.815	+0.121	10:02:45.397
19	49.930	+0.236	10:03:35.327
20	50.484	+0.790	10:04:25.811
21	50.624	+0.930	10:05:16.435

(42) Valentino Frankenberger

1	57.054	+7.288	9:46:55.977
2	54.479	+4.713	9:47:50.456
3	52.988	+3.222	9:48:43.444
4	53.025	+3.259	9:49:36.469
5	53.827	+4.061	9:50:30.296
6	51.678	+1.912	9:51:21.974
7	51.904	+2.138	9:52:13.878
8	51.388	+1.622	9:53:05.266
9	51.986	+2.220	9:53:57.252
10	1:27.684	+37.918	9:55:24.936
11	50.731	+0.965	9:56:15.667
12	50.398	+0.632	9:57:06.065
13	50.487	+0.721	9:57:56.552
14	50.815	+1.049	9:58:47.367
15	50.239	+0.473	9:59:37.606
16	50.326	+0.560	10:00:27.932
17	49.953	+0.187	10:01:17.885
18	50.167	+0.401	10:02:08.052
19	49.766		10:02:57.818
20	50.202	+0.436	10:03:48.020
21	49.920	+0.154	10:04:37.940
22	49.938	+0.172	10:05:27.878

(39) Selina Liebschner

1	56.141	+5.460	9:46:55.562
2	53.516	+2.835	9:47:49.078
3	52.725	+2.044	9:48:41.803
4	51.953	+1.272	9:49:33.756
5	51.562	+0.881	9:50:25.318
6	52.415	+1.734	9:51:17.733
7	51.365	+0.684	9:52:09.098
8	1:06.641	+15.960	9:53:15.739
9	51.449	+0.768	9:54:07.188
10	50.783	+0.102	9:54:57.971
11	51.535	+0.854	9:55:49.506
12	51.114	+0.433	9:56:40.620
13	51.206	+0.525	9:57:31.826
14	50.955	+0.274	9:58:22.781
15	51.053	+0.372	9:59:13.834
16	51.601	+0.920	10:00:05.435
17	50.681		10:00:56.116
18	50.954	+0.273	10:01:47.070
19	51.600	+0.919	10:02:38.670
20	51.473	+0.792	10:03:30.143

Kart-/Mini Bike Rennen Faßberg

Nachwuchs

Kartbahn Fliegerhorst Faßberg 0,880 Km

1. Zeittraining

08.06.2013 12:02

Qualifikation gestartet um 12:02:07

Pos.	Nr.	Klasse	Name	Ort	Bewerber	Beste Zeit	Diff.	Rnd.	In Rd.	km/h	Abstand
1	56	N	Filip Salac	CZE-Vsejany	salacracing s.r.o	45.672		13	9	69,364	
2	38	N	Kevin Orgis	GER-Arnsdorf	ADAC Sachsen Leistungszen	45.922	0.250	24	12	68,987	0.250
3	35	N	Tim Georgi	GER-Berlin	ADAC Berlin Brandenburg/M	46.169	0.497	23	9	68,617	0.247
4	43	N	Pedro John	GER-Ulm	ADAC Württemberg e.V	46.208	0.536	25	10	68,560	0.039
5	31	N	Dennis-Norick Stelzer	GER-Dohma	ADAC Sachsen e.V.	46.676	1.004	25	25	67,872	0.468
6	55	N	Peetu Paavilainen	FIN-Kotka	Ajo motorsport junior projek	46.781	1.109	21	5	67,720	0.105
7	26	N	Toni Erhard	GER-Schwarzenberg	ADAC Sachsen e.V./Erhard-F	46.942	1.270	24	15	67,488	0.161
8	57	N	Sven Grevink	NED-Klazienaveen		46.993	1.321	25	11	67,414	0.051
9	34	N	Jonas Hähle	GER-Erlbach-Kirchberg	ADAC Racingteam AMC Sari	47.394	1.722	25	13	66,844	0.401
10	24	N	Leon Orgis	GER-Arnsdorf	ADAC Racingteam AMC Sari	47.449	1.777	24	20	66,766	0.055
11	54	N	Sander Kroeze	NED-Mussel		47.630	1.958	23	22	66,513	0.181
12	30	N	Moritz Jenkner	GER-Hohenstein-Ernstthal	ADAC Sachsen e.V./Racespa	47.706	2.034	24	13	66,407	0.076
13	44	N	Adrian Hähle	GER-Erlbach-Kirchberg	ADAC Racing Team AMC Sar	47.754	2.082	26	13	66,340	0.048
14	99	N	Tom-Luca Sütcü	GER-Mücke	ADAC HessenThüringen/AM	47.968	2.296	21	9	66,044	0.214
15	28	N	Dominic Kaßner	GER-Chemnitz	ADAC Sachsen e.V.	47.992	2.320	26	3	66,011	0.024
16	14	N	Dirk Geiger	GER-Mannheim	AMC Ettlingen e.V./ADAC No	48.037	2.365	1	1	65,949	0.045
17	19	N	Leon Czichos	GER-Stadland	ADAC Team Weser-Ems e.V.	48.219	2.547	24	9	65,700	0.182
18	36	N	Philip Jork	GER-Naumburg	ADAC Hessen-Thüringen e.V	48.409	2.737	25	21	65,442	0.190
19	32	N	Colin Hufnagel	GER-Erzhausen	ADAC Hessen-Thüringen/MS	48.740	3.068	25	6	64,998	0.331
20	42	N	Valentino Frankenberger	GER-Thüngen	ADAC TEAM Nordbayern e.V	48.799	3.127	23	20	64,919	0.059
21	41	N	Jennifer Küther	GER-Höchstädt	ADAC Team Südbayern e.V.	48.898	3.226	25	5	64,788	0.099
22	39	N	Selina Liebschner	GER-Untersiemau	ADAC TEAM Nordbayern e.V	50.224	4.552	24	20	63,077	1.326

Kart-/Mini Bike Rennen Faßberg

Nachwuchs

Kartbahn Fliegerhorst Faßberg 0,880 Km

1. Zeittraining

08.06.2013 12:02

Qualifikation gestartet um 12:02:07

Runde	Rundenzeit	Diff.	Tageszeit
(56) Filip Salac			
1	49.685	+4.013	12:03:37.006
2	49.200	+3.528	12:04:26.606
3	1:03.538	+17.866	12:05:30.144
4	46.607	+0.935	12:06:16.751
5	46.204	+0.532	12:07:02.955
6	1:00.993	+15.321	12:08:03.948
7	46.247	+0.575	12:08:50.195
8	48.638	+2.966	12:09:38.833
9	45.672		12:10:24.505
10	47.169	+1.497	12:11:11.674
11	46.706	+1.034	12:11:58.380
12	5:32.500	+4:46.828	12:17:30.880
13	46.168	+0.496	12:18:17.048

Runde	Rundenzeit	Diff.	Tageszeit
(38) Kevin Orgis			
1	47.537	+1.615	12:04:07.995
2	46.537	+0.615	12:04:54.532
3	46.989	+1.067	12:05:41.521
4	46.591	+0.669	12:06:28.112
5	46.286	+0.364	12:07:14.398
6	46.331	+0.409	12:08:00.729
7	46.422	+0.500	12:08:47.151
8	46.868	+0.946	12:09:34.019
9	1:01.345	+15.423	12:10:35.364
10	46.284	+0.362	12:11:21.648
11	46.585	+0.663	12:12:08.233
12	45.922		12:12:54.155
13	48.233	+2.311	12:13:42.388
14	1:05.581	+19.659	12:14:47.969
15	46.223	+0.301	12:15:34.192
16	1:06.446	+20.524	12:16:40.638
17	46.423	+0.501	12:17:27.061
18	46.133	+0.211	12:18:13.194
19	48.744	+2.822	12:19:01.938
20	1:00.935	+15.013	12:20:02.873
21	46.239	+0.317	12:20:49.112
22	47.167	+1.245	12:21:36.279
23	46.717	+0.795	12:22:22.996
24	46.980	+1.058	12:23:09.976

Runde	Rundenzeit	Diff.	Tageszeit
(35) Tim Georgi			
1	48.510	+2.341	12:04:02.628
2	47.030	+0.861	12:04:49.658
3	46.631	+0.462	12:05:36.289
4	46.404	+0.235	12:06:22.693
5	46.248	+0.079	12:07:08.941
6	46.179	+0.010	12:07:55.120
7	46.302	+0.133	12:08:41.422
8	56.467	+10.298	12:09:37.889
9	46.169		12:10:24.058
10	1:20.613	+34.444	12:11:44.671
11	46.816	+0.647	12:12:31.487
12	46.610	+0.441	12:13:18.097
13	47.085	+0.916	12:14:05.182
14	46.377	+0.208	12:14:51.559
15	46.458	+0.289	12:15:38.017
16	48.363	+2.194	12:16:26.380
17	1:47.547	+1:01.378	12:18:13.927
18	47.187	+1.018	12:19:01.114
19	57.120	+10.951	12:19:58.234
20	46.285	+0.116	12:20:44.519
21	47.867	+1.698	12:21:32.386
22	52.842	+6.673	12:22:25.228
23	46.481	+0.312	12:23:11.709

Runde	Rundenzeit	Diff.	Tageszeit
(43) Pedro John			
1	48.699	+2.491	12:03:25.178
2	47.985	+1.777	12:04:13.163
3	47.133	+0.925	12:05:00.296
4	47.115	+0.907	12:05:47.411
5	46.637	+0.429	12:06:34.048
6	47.081	+0.873	12:07:21.129
7	46.526	+0.318	12:08:07.655
8	47.442	+1.234	12:08:55.097
9	46.703	+0.495	12:09:41.800
10	46.208		12:10:28.008
11	46.773	+0.565	12:11:14.781
12	47.105	+0.897	12:12:01.886
13	47.416	+1.208	12:12:49.302
14	47.522	+1.314	12:13:36.824
15	1:33.168	+46.960	12:15:09.992
16	47.312	+1.104	12:15:57.304
17	47.325	+1.117	12:16:44.629
18	46.969	+0.761	12:17:31.598
19	47.019	+0.811	12:18:18.617
20	47.196	+0.988	12:19:05.813
21	46.907	+0.699	12:19:52.720
22	47.033	+0.825	12:20:39.753
23	47.040	+0.832	12:21:26.793
24	46.997	+0.789	12:22:13.790
25	47.921	+1.713	12:23:01.711

Runde	Rundenzeit	Diff.	Tageszeit
(31) Dennis-Norick Stelzer			
1	53.937	+7.261	12:03:53.881
2	51.825	+5.149	12:04:45.706
3	52.575	+5.899	12:05:38.281
4	54.357	+7.681	12:06:32.638
5	52.077	+5.401	12:07:24.715
6	51.068	+4.392	12:08:15.783
7	50.754	+4.078	12:09:06.537
8	49.673	+2.997	12:09:56.210
9	49.410	+2.734	12:10:45.620
10	49.235	+2.559	12:11:34.855
11	48.746	+2.070	12:12:23.601
12	47.905	+1.229	12:13:11.506
13	47.743	+1.067	12:13:59.249
14	47.628	+0.952	12:14:46.877
15	47.046	+0.370	12:15:33.923
16	47.035	+0.359	12:16:20.958
17	47.619	+0.943	12:17:08.577
18	46.778	+0.102	12:17:55.355
19	46.713	+0.037	12:18:42.068
20	46.976	+0.300	12:19:29.044
21	46.715	+0.039	12:20:15.759
22	46.743	+0.067	12:21:02.502
23	47.727	+1.051	12:21:50.229
24	47.130	+0.454	12:22:37.359
25	46.676		12:23:24.035

Runde	Rundenzeit	Diff.	Tageszeit
(55) Peetu Paavilainen			
1	49.454	+2.673	12:04:05.090
2	48.207	+1.426	12:04:53.297
3	47.909	+1.128	12:05:41.206
4	47.434	+0.653	12:06:28.640
5	46.781		12:07:15.421
6	46.812	+0.031	12:08:02.233
7	1:38.153	+51.372	12:09:40.386
8	48.286	+1.505	12:10:28.672
9	47.111	+0.330	12:11:15.783
10	47.175	+0.394	12:12:02.958

Runde	Rundenzeit	Diff.	Tageszeit
11	48.119	+1.338	12:12:51.077
12	48.541	+1.760	12:13:39.618
13	2:19.254	+1:32.473	12:15:58.872
14	47.219	+0.438	12:16:46.091
15	50.384	+3.603	12:17:36.475
16	1:25.088	+38.307	12:19:01.563
17	49.838	+3.057	12:19:51.401
18	48.773	+1.992	12:20:40.174
19	48.081	+1.300	12:21:28.255
20	47.264	+0.483	12:22:15.519
21	46.994	+0.213	12:23:02.513

Runde	Rundenzeit	Diff.	Tageszeit
(26) Toni Erhard			
1	50.536	+3.594	12:03:40.595
2	50.175	+3.233	12:04:30.770
3	48.275	+1.333	12:05:19.045
4	54.859	+7.917	12:06:13.904
5	47.908	+0.966	12:07:01.812
6	49.993	+3.051	12:07:51.805
7	48.326	+1.384	12:08:40.131
8	47.391	+0.449	12:09:27.522
9	47.637	+0.695	12:10:15.159
10	47.494	+0.552	12:11:02.653
11	47.204	+0.262	12:11:49.857
12	48.534	+1.592	12:12:38.391
13	1:58.034	+1:11.092	12:14:36.425
14	47.414	+0.472	12:15:23.839
15	46.942		12:16:10.781
16	48.895	+1.953	12:16:59.676
17	47.766	+0.824	12:17:47.442
18	47.489	+0.547	12:18:34.931
19	47.126	+0.184	12:19:22.057
20	47.901	+0.959	12:20:09.958
21	49.656	+2.714	12:20:59.614
22	48.221	+1.279	12:21:47.835
23	48.602	+1.660	12:22:36.437
24	47.385	+0.443	12:23:23.822

Runde	Rundenzeit	Diff.	Tageszeit
(57) Sven Grevink			
1	49.498	+2.505	12:03:28.014
2	48.869	+1.876	12:04:16.883
3	47.982	+0.989	12:05:04.865
4	47.732	+0.739	12:05:52.597
5	47.880	+0.887	12:06:40.477
6	49.560	+2.567	12:07:30.037
7	1:04.935	+17.942	12:08:34.972
8	47.145	+0.152	12:09:22.117
9	47.985	+0.992	12:10:10.102
10	48.573	+1.580	12:10:58.675
11	46.993		12:11:45.668
12	47.062	+0.069	12:12:32.730
13	47.321	+0.328	12:13:20.051
14	47.315	+0.322	12:14:07.366
15	47.556	+0.563	12:14:54.922
16	47.402	+0.409	12:15:42.324
17	47.377	+0.384	12:16:29.701
18	47.528	+0.535	12:17:17.229
19	49.011	+2.018	12:18:06.240
20	47.370	+0.377	12:18:53.610
21	47.217	+0.224	12:19:40.827
22	47.785	+0.792	12:20:28.612
23	47.518	+0.525	12:21:16.130
24	47.232	+0.239	12:22:03.362
25	47.864	+0.871	12:22:51.226

Runde	Rundenzeit	Diff.	Tageszeit
(34) Jonas Hähle			

Kart-/Mini Bike Rennen Faßberg

Nachwuchs

Kartbahn Fliegerhorst Faßberg 0,880 Km

1. Zeittraining

08.06.2013 12:02

Qualifikation gestartet um 12:02:07

Runde	Rundenzeit	Diff.	Tageszeit
1	48.505	+1.111	12:03:23.819
2	48.441	+1.047	12:04:12.260
3	47.936	+0.542	12:05:00.196
4	47.819	+0.425	12:05:48.015
5	47.770	+0.376	12:06:35.785
6	47.811	+0.417	12:07:23.596
7	47.494	+0.100	12:08:11.090
8	47.751	+0.357	12:08:58.841
9	47.810	+0.416	12:09:46.651
10	47.483	+0.089	12:10:34.134
11	47.804	+0.410	12:11:21.938
12	47.984	+0.590	12:12:09.922
13	47.394		12:12:57.316
14	49.244	+1.850	12:13:46.560
15	1:23.807	+36.413	12:15:10.367
16	47.812	+0.418	12:15:58.179
17	49.036	+1.642	12:16:47.215
18	49.448	+2.054	12:17:36.663
19	48.690	+1.296	12:18:25.353
20	47.799	+0.405	12:19:13.152
21	47.662	+0.268	12:20:00.814
22	47.426	+0.032	12:20:48.240
23	48.012	+0.618	12:21:36.252
24	47.826	+0.432	12:22:24.078
25	47.883	+0.489	12:23:11.961

(24) Leon Orgis

1	49.765	+2.316	12:03:41.674
2	49.824	+2.375	12:04:31.498
3	48.780	+1.331	12:05:20.278
4	49.006	+1.557	12:06:09.284
5	48.148	+0.699	12:06:57.432
6	48.033	+0.584	12:07:45.465
7	48.014	+0.565	12:08:33.479
8	48.305	+0.856	12:09:21.784
9	48.285	+0.836	12:10:10.069
10	49.572	+2.123	12:10:59.641
11	48.801	+1.352	12:11:48.442
12	1:56.027	+1:08.578	12:13:44.469
13	50.494	+3.045	12:14:34.963
14	47.737	+0.288	12:15:22.700
15	47.966	+0.517	12:16:10.666
16	48.184	+0.735	12:16:58.850
17	47.810	+0.361	12:17:46.660
18	47.571	+0.122	12:18:34.231
19	47.662	+0.213	12:19:21.893
20	47.449		12:20:09.342
21	48.378	+0.929	12:20:57.720
22	47.620	+0.171	12:21:45.340
23	47.751	+0.302	12:22:33.091
24	47.584	+0.135	12:23:20.675

(54) Sander Kroeze

1	50.103	+2.473	12:03:29.072
2	49.481	+1.851	12:04:18.553
3	49.618	+1.988	12:05:08.171
4	1:04.898	+17.268	12:06:13.069
5	48.258	+0.628	12:07:01.327
6	48.996	+1.366	12:07:50.323
7	47.773	+0.143	12:08:38.096
8	48.701	+1.071	12:09:26.797
9	47.952	+0.322	12:10:14.749
10	48.102	+0.472	12:11:02.851
11	47.731	+0.101	12:11:50.582
12	48.652	+1.022	12:12:39.234
13	47.986	+0.356	12:13:27.220

Runde	Rundenzeit	Diff.	Tageszeit
14	50.193	+2.563	12:14:17.413
15	1:27.403	+39.773	12:15:44.816
16	48.258	+0.628	12:16:33.074
17	1:10.068	+22.438	12:17:43.142
18	48.253	+0.623	12:18:31.395
19	51.760	+4.130	12:19:23.155
20	1:07.828	+20.198	12:20:30.983
21	48.012	+0.382	12:21:18.995
22	47.630		12:22:06.625
23	51.003	+3.373	12:22:57.628

(30) Moritz Jenkner

1	49.409	+1.703	12:04:04.263
2	48.500	+0.794	12:04:52.763
3	49.990	+2.284	12:05:42.753
4	48.559	+0.853	12:06:31.312
5	48.036	+0.330	12:07:19.348
6	48.058	+0.352	12:08:07.406
7	48.617	+0.911	12:08:56.023
8	48.031	+0.325	12:09:44.054
9	48.039	+0.333	12:10:32.093
10	47.921	+0.215	12:11:20.014
11	50.210	+2.504	12:12:10.224
12	47.718	+0.012	12:12:57.942
13	47.706		12:13:45.648
14	48.281	+0.575	12:14:33.929
15	47.867	+0.161	12:15:21.796
16	49.159	+1.453	12:16:10.955
17	1:07.699	+19.993	12:17:18.654
18	48.038	+0.332	12:18:06.692
19	53.396	+5.690	12:19:00.088
20	53.493	+5.787	12:19:53.581
21	48.132	+0.426	12:20:41.713
22	47.827	+0.121	12:21:29.540
23	48.724	+1.018	12:22:18.264
24	48.902	+1.196	12:23:07.166

(44) Adrian Hähle

1	50.485	+2.731	12:03:27.834
2	48.894	+1.140	12:04:16.728
3	48.547	+0.793	12:05:05.275
4	48.381	+0.627	12:05:53.656
5	47.932	+0.178	12:06:41.588
6	47.956	+0.202	12:07:29.544
7	47.954	+0.200	12:08:17.498
8	48.108	+0.354	12:09:05.606
9	48.039	+0.285	12:09:53.645
10	48.883	+1.129	12:10:42.528
11	48.082	+0.328	12:11:30.610
12	48.171	+0.417	12:12:18.781
13	47.754		12:13:06.535
14	48.434	+0.680	12:13:54.969
15	48.416	+0.662	12:14:43.385
16	48.364	+0.610	12:15:31.749
17	47.970	+0.216	12:16:19.719
18	50.563	+2.809	12:17:10.282
19	48.808	+1.054	12:17:59.090
20	48.270	+0.516	12:18:47.360
21	48.174	+0.420	12:19:35.534
22	48.853	+1.099	12:20:24.387
23	48.113	+0.359	12:21:12.500
24	47.934	+0.180	12:22:00.434
25	48.428	+0.674	12:22:48.862
26	47.862	+0.108	12:23:36.724

(99) Tom-Luca Sütçü

Runde	Rundenzeit	Diff.	Tageszeit
1	52.519	+4.551	12:03:35.479
2	51.626	+3.658	12:04:27.105
3	49.897	+1.929	12:05:17.002
4	49.945	+1.977	12:06:06.947
5	48.904	+0.936	12:06:55.851
6	48.263	+0.295	12:07:44.114
7	48.499	+0.531	12:08:32.613
8	48.991	+1.023	12:09:21.604
9	47.968		12:10:09.572
10	48.544	+0.576	12:10:58.116
11	49.371	+1.403	12:11:47.487
12	48.812	+0.844	12:12:36.299
13	48.361	+0.393	12:13:24.660
14	49.480	+1.512	12:14:14.140
15	50.525	+2.557	12:15:04.665
16	50.780	+2.812	12:15:55.445
17	56.284	+8.316	12:16:51.729
18	48.674	+0.706	12:17:40.403
19	48.773	+0.805	12:18:29.176
20	48.802	+0.834	12:19:17.978
21	48.235	+0.267	12:20:06.213

(28) Dominic Kaßner

1	49.098	+1.106	12:03:24.788
2	48.871	+0.879	12:04:13.659
3	47.992		12:05:01.651
4	48.174	+0.182	12:05:49.825
5	48.128	+0.136	12:06:37.953
6	48.090	+0.098	12:07:26.043
7	48.579	+0.587	12:08:14.622
8	48.568	+0.576	12:09:03.190
9	48.408	+0.416	12:09:51.598
10	49.931	+0.939	12:10:40.529
11	48.319	+0.327	12:11:28.848
12	48.770	+0.778	12:12:17.618
13	48.261	+0.269	12:13:05.879
14	48.771	+0.779	12:13:54.650
15	48.436	+0.444	12:14:43.086
16	49.183	+1.191	12:15:32.269
17	48.092	+0.100	12:16:20.361
18	49.175	+1.183	12:17:09.536
19	48.483	+0.491	12:17:58.019
20	48.671	+0.679	12:18:46.690
21	48.610	+0.618	12:19:35.300
22	50.481	+2.489	12:20:25.781
23	48.484	+0.492	12:21:14.265
24	48.413	+0.421	12:22:02.678
25	48.659	+0.667	12:22:51.337
26	49.587	+1.595	12:23:40.924

(14) Dirk Geiger

1	48.037		12:03:23.058
---	---------------	--	--------------

(19) Leon Czichos

1	52.804	+4.585	12:03:34.623
2	51.630	+3.411	12:04:26.253
3	50.340	+2.121	12:05:16.593
4	49.325	+1.106	12:06:05.918
5	48.668	+0.449	12:06:54.586
6	48.658	+0.439	12:07:43.244
7	48.364	+0.145	12:08:31.608
8	48.494	+0.275	12:09:20.102
9	48.219		12:10:08.321
10	52.190	+3.971	12:11:00.511
11	49.267	+1.048	12:11:49.778
12	49.704	+1.485	12:12:39.482

Zeitnahme & Auswertung: Camp-Company GmbH, Obmann Ernst Willems, Trier

Orbits

Rennleiter: Zeitnahme:

Reg.Nr. Kart: CK01/13 - MiniBike: r03/13

Aushang:



www.mylaps.com

Ergebnisse vorbehaltlich der technischen Nachuntersuchung.

Lizenziert für Camp Company GmbH

Kart-/Mini Bike Rennen Faßberg

Nachwuchs

Kartbahn Fliegerhorst Faßberg 0,880 Km

1. Zeittraining

08.06.2013 12:02

Qualifikation gestartet um 12:02:07

Runde	Rundenzeit	Diff.	Tageszeit
13	48.281	+0.062	12:13:27.763
14	48.768	+0.549	12:14:16.531
15	48.424	+0.205	12:15:04.955
16	50.870	+2.651	12:15:55.825
17	1:15.916	+27.697	12:17:11.741
18	50.854	+2.635	12:18:02.595
19	48.758	+0.539	12:18:51.353
20	48.415	+0.196	12:19:39.768
21	48.586	+0.367	12:20:28.354
22	48.473	+0.254	12:21:16.827
23	48.288	+0.069	12:22:05.115
24	48.273	+0.054	12:22:53.388

(36) Philip Jork

1	51.860	+3.451	12:03:31.721
2	50.305	+1.896	12:04:22.026
3	49.903	+1.494	12:05:11.929
4	49.394	+0.985	12:06:01.323
5	49.132	+0.723	12:06:50.455
6	49.287	+0.878	12:07:39.742
7	57.618	+9.209	12:08:37.360
8	50.751	+2.342	12:09:28.111
9	49.091	+0.682	12:10:17.202
10	48.974	+0.565	12:11:06.176
11	49.213	+0.804	12:11:55.389
12	48.967	+0.558	12:12:44.356
13	48.993	+0.584	12:13:33.349
14	1:04.669	+16.260	12:14:38.018
15	49.095	+0.686	12:15:27.113
16	49.071	+0.662	12:16:16.184
17	49.343	+0.934	12:17:05.527
18	49.085	+0.676	12:17:54.612
19	48.848	+0.439	12:18:43.460
20	48.546	+0.137	12:19:32.006
21	48.409		12:20:20.415
22	50.149	+1.740	12:21:10.564
23	49.092	+0.683	12:21:59.656
24	50.964	+2.555	12:22:50.620
25	49.047	+0.638	12:23:39.667

(32) Colin Hufnagel

1	52.109	+3.369	12:03:28.530
2	49.995	+1.255	12:04:18.525
3	49.452	+0.712	12:05:07.977
4	49.032	+0.292	12:05:57.009
5	48.842	+0.102	12:06:45.851
6	48.740		12:07:34.591
7	48.922	+0.182	12:08:23.513
8	48.903	+0.163	12:09:12.416
9	48.822	+0.082	12:10:01.238
10	49.151	+0.411	12:10:50.389
11	49.041	+0.301	12:11:39.430
12	48.850	+0.110	12:12:28.280
13	48.752	+0.012	12:13:17.032
14	49.374	+0.634	12:14:06.406
15	48.937	+0.197	12:14:55.343
16	48.881	+0.141	12:15:44.224
17	48.772	+0.032	12:16:32.996
18	49.111	+0.371	12:17:22.107
19	49.073	+0.333	12:18:11.180
20	49.415	+0.675	12:19:00.595
21	49.146	+0.406	12:19:49.741
22	49.002	+0.262	12:20:38.743
23	49.991	+1.251	12:21:28.734
24	49.396	+0.656	12:22:18.130
25	49.992	+1.252	12:23:08.122

(42) Valentino Frankenberger

1	52.895	+4.096	12:03:39.655
2	51.698	+2.899	12:04:31.353
3	50.544	+1.745	12:05:21.897
4	49.719	+0.920	12:06:11.616
5	49.571	+0.772	12:07:01.187
6	50.427	+1.628	12:07:51.614
7	49.798	+0.999	12:08:41.412
8	50.619	+1.820	12:09:32.031
9	49.909	+1.110	12:10:21.940
10	49.210	+0.411	12:11:11.150
11	49.188	+0.389	12:12:00.338
12	1:51.020	+1:02.221	12:13:51.358
13	49.746	+0.947	12:14:41.104
14	49.077	+0.278	12:15:30.181
15	49.403	+0.604	12:16:19.584
16	55.910	+7.111	12:17:15.494
17	50.683	+1.884	12:18:06.177
18	50.015	+1.216	12:18:56.192
19	49.331	+0.532	12:19:45.523
20	48.799		12:20:34.322
21	49.392	+0.593	12:21:23.714
22	49.317	+0.518	12:22:13.031
23	49.227	+0.428	12:23:02.258

(41) Jennifer Kütter

1	52.739	+3.841	12:03:34.767
2	50.768	+1.870	12:04:25.535
3	49.309	+0.411	12:05:14.844
4	49.264	+0.366	12:06:04.108
5	48.898		12:06:53.006
6	48.917	+0.019	12:07:41.923
7	49.280	+0.382	12:08:31.203
8	1:01.621	+12.723	12:09:32.824
9	49.780	+0.882	12:10:22.604
10	49.785	+0.887	12:11:12.389
11	49.166	+0.268	12:12:01.555
12	50.033	+1.135	12:12:51.588
13	49.371	+0.473	12:13:40.959
14	49.752	+0.854	12:14:30.711
15	49.568	+0.670	12:15:20.279
16	49.418	+0.520	12:16:09.697
17	49.895	+0.997	12:16:59.592
18	49.814	+0.916	12:17:49.406
19	49.991	+1.093	12:18:39.397
20	49.639	+0.741	12:19:29.036
21	50.538	+1.640	12:20:19.574
22	49.936	+1.038	12:21:09.510
23	49.487	+0.589	12:21:58.997
24	50.604	+1.706	12:22:49.601
25	49.474	+0.576	12:23:39.075

(39) Selina Liebschner

1	52.935	+2.711	12:03:36.142
2	52.308	+2.084	12:04:28.450
3	50.504	+0.280	12:05:18.954
4	50.955	+0.731	12:06:09.909
5	50.458	+0.234	12:07:00.367
6	50.556	+0.332	12:07:50.923
7	50.311	+0.087	12:08:41.234
8	50.593	+0.369	12:09:31.827
9	50.702	+0.478	12:10:22.529
10	51.736	+1.512	12:11:14.265
11	1:17.142	+26.918	12:12:31.407
12	51.493	+1.269	12:13:22.900

Zeitnahme & Auswertung: Camp-Company GmbH, Obmann Ernst Willems, Trier

Orbits

Rennleiter: Zeitnahme:

Reg.Nr. Kart: CK01/13 - MiniBike: r03/13

Aushang:



www.mylaps.com

Ergebnisse vorbehaltlich der technischen Nachuntersuchung.

Lizenziert für Camp Company GmbH

Kart-/Mini Bike Rennen Faßberg

Nachwuchs

Kartbahn Fliegerhorst Faßberg 0,880 Km

2. Zeittraining

08.06.2013 15:45

Qualifikation gestartet um 15:42:58

Pos.	Nr.	Klasse	Name	Ort	Bewerber	Beste Zeit	Diff.	Rnd.	In Rd.	km/h	Abstand
1	38	N	Kevin Orgis	GER-Arnsdorf	ADAC Sachsen Leistungszen	45.884		24	24	69,044	
2	56	N	Filip Salac	CZE-Vsejany	salacracing s.r.o	46.044	0.160	14	6	68,804	0.160
3	35	N	Tim Georgi	GER-Berlin	ADAC Berlin Brandenburg/M	46.248	0.364	24	21	68,500	0.204
4	14	N	Dirk Geiger	GER-Mannheim	AMC Ettlingen e.V./ADAC No	46.367	0.483	24	22	68,324	0.119
5	31	N	Dennis-Norick Stelzer	GER-Dohma	ADAC Sachsen e.V.	46.392	0.508	25	12	68,288	0.025
6	55	N	Peetu Paavilainen	FIN-Kotka	Ajo motorsport junior projek	46.556	0.672	21	20	68,047	0.164
7	43	N	Pedro John	GER-Ulm	ADAC Württemberg e.V	46.733	0.849	25	11	67,789	0.177
8	57	N	Sven Grevink	NED-Klazienaveen		46.933	1.049	24	21	67,500	0.200
9	26	N	Toni Erhard	GER-Schwarzenberg	ADAC Sachsen e.V./Erhard-F	47.034	1.150	23	15	67,356	0.101
10	54	N	Sander Kroeze	NED-Mussel		47.089	1.205	22	17	67,277	0.055
11	34	N	Jonas Hähle	GER-Erlbach-Kirchberg	ADAC Racingteam AMC Sari	47.484	1.600	25	16	66,717	0.395
12	24	N	Leon Orgis	GER-Arnsdorf	ADAC Racingteam AMC Sari	47.514	1.630	23	23	66,675	0.030
13	28	N	Dominic Kaßner	GER-Chemnitz	ADAC Sachsen e.V.	47.526	1.642	24	24	66,658	0.012
14	30	N	Moritz Jenkner	GER-Hohenstein-Ernstthal	ADAC Sachsen e.V./Racespa	47.535	1.651	22	14	66,646	0.009
15	44	N	Adrian Hähle	GER-Erlbach-Kirchberg	ADAC Racing Team AMC Sar	47.807	1.923	24	22	66,266	0.272
16	19	N	Leon Czichos	GER-Stadland	ADAC Team Weser-Ems e.V.	48.290	2.406	22	11	65,604	0.483
17	32	N	Colin Hufnagel	GER-Erzhausen	ADAC Hessen-Thüringen/MS	48.479	2.595	24	15	65,348	0.189
18	36	N	Philip Jork	GER-Naumburg	ADAC Hessen-Thüringen e.V	48.561	2.677	24	17	65,238	0.082
19	42	N	Valentino Frankenberger	GER-Thüngen	ADAC TEAM Nordbayern e.V	48.650	2.766	23	23	65,118	0.089
20	99	N	Tom-Luca Sütcü	GER-Mücke	ADAC HessenThüringen/AM	48.935	3.051	23	19	64,739	0.285
21	41	N	Jennifer Küther	GER-Höchstädt	ADAC Team Südbayern e.V.	49.209	3.325	23	12	64,378	0.274
22	39	N	Selina Liebschner	GER-Untersiemau	ADAC TEAM Nordbayern e.V	50.291	4.407	23	22	62,993	1.082

Kart-/Mini Bike Rennen Faßberg

Nachwuchs

Kartbahn Fliegerhorst Faßberg 0,880 Km

2. Zeittraining

08.06.2013 15:45

Qualifikation gestartet um 15:42:58

Runde	Rundenzeit	Diff.	Tageszeit
(38) Kevin Orgis			
1	48.397	+2.513	15:44:57.098
2	46.985	+1.101	15:45:44.083
3	47.051	+1.167	15:46:31.134
4	47.464	+1.580	15:47:18.598
5	46.675	+0.791	15:48:05.273
6	46.513	+0.629	15:48:51.786
7	46.637	+0.753	15:49:38.423
8	47.154	+1.270	15:50:25.577
9	46.606	+0.722	15:51:12.183
10	46.343	+0.459	15:51:58.526
11	47.759	+1.875	15:52:46.285
12	58.733	+12.849	15:53:45.018
13	46.012	+0.128	15:54:31.030
14	48.227	+2.343	15:55:19.257
15	47.464	+1.580	15:56:06.721
16	47.209	+1.325	15:56:53.930
17	1:05.979	+20.095	15:57:59.909
18	46.250	+0.366	15:58:46.159
19	46.520	+0.636	15:59:32.679
20	48.625	+2.741	16:00:21.304
21	1:01.611	+15.727	16:01:22.915
22	47.767	+1.883	16:02:10.682
23	46.022	+0.138	16:02:56.704
24	45.884		16:03:42.588

Runde	Rundenzeit	Diff.	Tageszeit
(56) Filip Salac			
1	48.478	+2.434	15:45:03.181
2	46.671	+0.627	15:45:49.852
3	46.675	+0.631	15:46:36.527
4	48.307	+2.263	15:47:24.834
5	59.286	+13.242	15:48:24.120
6	46.044		15:49:10.164
7	46.730	+0.686	15:49:56.894
8	46.603	+0.559	15:50:43.497
9	46.759	+0.715	15:51:30.256
10	47.178	+1.134	15:52:17.434
11	1:49.738	+1:03.694	15:54:07.172
12	46.382	+0.338	15:54:53.554
13	46.315	+0.271	15:55:39.869
14	2:43.038	+1:56.994	15:58:22.907

Runde	Rundenzeit	Diff.	Tageszeit
(35) Tim Georgi			
1	51.953	+5.705	15:44:29.508
2	59.408	+13.160	15:45:28.916
3	48.056	+1.808	15:46:16.972
4	47.773	+1.525	15:47:04.745
5	47.935	+1.687	15:47:52.680
6	47.055	+0.807	15:48:39.735
7	47.435	+1.187	15:49:27.170
8	47.147	+0.899	15:50:14.317
9	1:44.520	+58.272	15:51:58.837
10	47.595	+1.347	15:52:46.432
11	46.843	+0.595	15:53:33.275
12	46.697	+0.449	15:54:19.972
13	46.784	+0.536	15:55:06.756
14	46.393	+0.145	15:55:53.149
15	46.686	+0.438	15:56:39.835
16	46.479	+0.231	15:57:26.314
17	47.008	+0.760	15:58:13.322
18	46.641	+0.393	15:58:59.963
19	46.477	+0.229	15:59:46.440
20	46.378	+0.130	16:00:32.818
21	46.248		16:01:19.066
22	52.994	+6.746	16:02:12.060

Runde	Rundenzeit	Diff.	Tageszeit
23	46.349	+0.101	16:02:58.409
24	46.257	+0.009	16:03:44.666
(14) Dirk Geiger			
1	52.884	+6.517	15:44:25.239
2	50.843	+4.476	15:45:16.082
3	50.051	+3.684	15:46:06.133
4	48.803	+2.436	15:46:54.936
5	48.134	+1.767	15:47:43.070
6	47.803	+1.436	15:48:30.873
7	47.223	+0.856	15:49:18.096
8	47.946	+1.579	15:50:06.042
9	47.274	+0.907	15:50:53.316
10	48.217	+1.850	15:51:41.533
11	1:19.946	+33.579	15:53:01.479
12	47.108	+0.741	15:53:48.587
13	46.590	+0.223	15:54:35.177
14	49.007	+2.640	15:55:24.184
15	46.697	+0.330	15:56:10.881
16	47.148	+0.781	15:56:58.029
17	46.769	+0.402	15:57:44.798
18	51.019	+4.652	15:58:35.817
19	47.697	+1.330	15:59:23.514
20	48.590	+2.223	16:00:12.104
21	47.940	+1.573	16:01:00.044
22	46.367		16:01:46.411
23	48.639	+2.272	16:02:35.050
24	47.199	+0.832	16:03:22.249

Runde	Rundenzeit	Diff.	Tageszeit
(31) Dennis-Norick Stelzer			
1	48.794	+2.402	15:44:42.337
2	48.215	+1.823	15:45:30.552
3	47.051	+0.659	15:46:17.603
4	46.781	+0.389	15:47:04.384
5	47.865	+1.473	15:47:52.249
6	47.212	+0.820	15:48:39.461
7	46.840	+0.448	15:49:26.301
8	47.687	+1.295	15:50:13.988
9	47.012	+0.620	15:51:01.000
10	51.158	+4.766	15:51:52.158
11	47.986	+1.594	15:52:40.144
12	46.392		15:53:26.536
13	47.398	+1.006	15:54:13.934
14	47.224	+0.832	15:55:01.158
15	47.468	+1.076	15:55:48.626
16	47.364	+0.972	15:56:35.990
17	47.289	+0.897	15:57:23.279
18	47.069	+0.677	15:58:10.348
19	46.589	+0.197	15:58:56.937
20	46.538	+0.146	15:59:43.475
21	48.285	+1.893	16:00:31.760
22	46.508	+0.116	16:01:18.268
23	46.439	+0.047	16:02:04.707
24	46.581	+0.189	16:02:51.288
25	47.691	+1.299	16:03:38.979

Runde	Rundenzeit	Diff.	Tageszeit
(55) Peetu Paavilainen			
1	48.805	+2.249	15:44:59.465
2	48.205	+1.649	15:45:47.670
3	47.547	+0.991	15:46:35.217
4	49.424	+2.868	15:47:24.641
5	48.651	+2.095	15:48:13.292
6	48.028	+1.472	15:49:01.320
7	2:13.058	+1:26.502	15:51:14.378
8	47.402	+0.846	15:52:01.780
9	47.848	+1.292	15:52:49.628

Runde	Rundenzeit	Diff.	Tageszeit
10	47.611	+1.055	15:53:37.239
11	1:06.300	+19.744	15:54:43.539
12	48.014	+1.458	15:55:31.553
13	59.577	+13.021	15:56:31.130
14	47.132	+0.576	15:57:18.262
15	48.351	+1.795	15:58:06.613
16	47.691	+1.135	15:58:54.304
17	1:04.703	+18.147	15:59:59.007
18	46.867	+0.311	16:00:45.874
19	47.111	+0.555	16:01:32.985
20	46.556		16:02:19.541
21	47.309	+0.753	16:03:06.850

Runde	Rundenzeit	Diff.	Tageszeit
(43) Pedro John			
1	49.709	+2.976	15:44:18.403
2	48.221	+1.488	15:45:06.624
3	47.854	+1.121	15:45:54.478
4	47.864	+1.131	15:46:42.342
5	47.258	+0.525	15:47:29.600
6	47.391	+0.658	15:48:16.991
7	47.211	+0.478	15:49:04.202
8	47.354	+0.621	15:49:51.556
9	47.835	+1.102	15:50:39.391
10	47.087	+0.354	15:51:26.478
11	46.733		15:52:13.211
12	47.081	+0.348	15:53:00.292
13	47.230	+0.497	15:53:47.522
14	46.947	+0.214	15:54:34.469
15	53.070	+6.337	15:55:27.539
16	47.184	+0.451	15:56:14.723
17	47.069	+0.336	15:57:01.792
18	47.061	+0.328	15:57:48.853
19	47.460	+0.727	15:58:36.313
20	48.225	+1.492	15:59:24.538
21	47.695	+0.962	16:00:12.233
22	48.205	+1.472	16:01:00.438
23	47.300	+0.567	16:01:47.738
24	48.844	+2.111	16:02:36.582
25	47.148	+0.415	16:03:23.730

Runde	Rundenzeit	Diff.	Tageszeit
(57) Sven Grevink			
1	53.578	+6.645	15:44:28.754
2	49.411	+2.478	15:45:18.165
3	49.427	+2.494	15:46:07.592
4	48.490	+1.557	15:46:56.082
5	47.938	+1.005	15:47:44.020
6	47.614	+0.681	15:48:31.634
7	47.378	+0.445	15:49:19.012
8	47.871	+0.938	15:50:06.883
9	47.139	+0.206	15:50:54.022
10	47.483	+0.550	15:51:41.505
11	51.068	+4.135	15:52:32.573
12	1:32.706	+45.773	15:54:05.279
13	47.462	+0.529	15:54:52.741
14	48.219	+1.286	15:55:40.960
15	47.666	+0.733	15:56:28.626
16	47.128	+0.195	15:57:15.754
17	47.453	+0.520	15:58:03.207
18	47.412	+0.479	15:58:50.619
19	47.520	+0.587	15:59:38.139
20	47.114	+0.181	16:00:25.253
21	46.933		16:01:12.186
22	47.241	+0.308	16:01:59.427
23	47.368	+0.435	16:02:46.795
24	46.956	+0.023	16:03:33.751

Zeitnahme & Auswertung: Camp-Company GmbH, Obmann Ernst Willems, Trier

Orbits

Rennleiter: Zeitnahme:

Reg.Nr. Kart: CK01/13 - MiniBike: r03/13

Aushang:



www.mylaps.com

Ergebnisse vorbehaltlich der technischen Nachuntersuchung.

Lizenziert für Camp Company GmbH

Kart-/Mini Bike Rennen Faßberg

Nachwuchs

Kartbahn Fliegerhorst Faßberg 0,880 Km

2. Zeittraining

08.06.2013 15:45

Qualifikation gestartet um 15:42:58

Runde	Rundenzeit	Diff.	Tageszeit
(26) Toni Erhard			
1	51.448	+4.414	15:44:29.261
2	49.148	+2.114	15:45:18.409
3	49.907	+2.873	15:46:08.316
4	48.742	+1.708	15:46:57.058
5	57.317	+10.283	15:47:54.375
6	47.220	+0.186	15:48:41.595
7	47.350	+0.316	15:49:28.945
8	47.428	+0.394	15:50:16.373
9	47.179	+0.145	15:51:03.552
10	47.734	+0.700	15:51:51.286
11	1:52.011	+1:04.977	15:53:43.297
12	47.719	+0.685	15:54:31.016
13	48.569	+1.535	15:55:19.585
14	48.340	+1.306	15:56:07.925
15	47.034		15:56:54.959
16	48.223	+1.189	15:57:43.182
17	47.442	+0.408	15:58:30.624
18	47.590	+0.556	15:59:18.214
19	47.196	+0.162	16:00:05.410
20	47.416	+0.382	16:00:52.826
21	47.201	+0.167	16:01:40.027
22	47.189	+0.155	16:02:27.216
23	47.896	+0.862	16:03:15.112

Runde	Rundenzeit	Diff.	Tageszeit
(54) Sander Kroeze			
1	52.797	+5.708	15:44:27.618
2	49.688	+2.599	15:45:17.306
3	50.436	+3.347	15:46:07.742
4	1:04.189	+17.100	15:47:11.931
5	48.130	+1.041	15:48:00.061
6	48.370	+1.281	15:48:48.431
7	49.209	+2.120	15:49:37.640
8	47.733	+0.644	15:50:25.373
9	47.591	+0.502	15:51:12.964
10	47.832	+0.743	15:52:00.796
11	1:41.529	+54.440	15:53:42.325
12	47.639	+0.550	15:54:29.964
13	49.211	+2.122	15:55:19.175
14	48.426	+1.337	15:56:07.601
15	47.518	+0.429	15:56:55.119
16	48.737	+1.648	15:57:43.856
17	47.089		15:58:30.945
18	47.481	+0.392	15:59:18.426
19	48.278	+1.189	16:00:06.704
20	47.375	+0.286	16:00:54.079
21	48.096	+1.007	16:01:42.175
22	1:27.464	+40.375	16:03:09.639

Runde	Rundenzeit	Diff.	Tageszeit
(34) Jonas Hähle			
1	49.109	+1.625	15:44:16.264
2	48.266	+0.782	15:45:04.530
3	48.025	+0.541	15:45:52.555
4	47.688	+0.204	15:46:40.243
5	47.746	+0.262	15:47:27.989
6	47.653	+0.169	15:48:15.642
7	48.130	+0.646	15:49:03.772
8	48.294	+0.810	15:49:52.066
9	48.718	+1.234	15:50:40.784
10	48.685	+1.201	15:51:29.469
11	47.739	+0.255	15:52:17.208
12	47.791	+0.307	15:53:04.999
13	47.524	+0.040	15:53:52.523
14	50.271	+2.787	15:54:42.794
15	59.514	+12.030	15:55:42.308
16	47.484		15:56:29.792

Runde	Rundenzeit	Diff.	Tageszeit
17	48.149	+0.665	15:57:17.941
18	49.469	+1.985	15:58:07.410
19	47.750	+0.266	15:58:55.160
20	47.983	+0.499	15:59:43.143
21	47.820	+0.336	16:00:30.963
22	47.589	+0.105	16:01:18.552
23	47.549	+0.065	16:02:06.101
24	47.565	+0.081	16:02:53.666
25	47.534	+0.050	16:03:41.200

Runde	Rundenzeit	Diff.	Tageszeit
(24) Leon Orgis			
1	49.789	+2.275	15:44:58.048
2	48.605	+1.091	15:45:46.653
3	48.512	+0.998	15:46:35.165
4	50.082	+2.568	15:47:25.247
5	48.564	+1.050	15:48:13.811
6	48.224	+0.710	15:49:02.035
7	49.056	+1.542	15:49:51.091
8	1:23.995	+36.481	15:51:15.086
9	47.944	+0.430	15:52:03.030
10	47.804	+0.290	15:52:50.834
11	48.856	+1.342	15:53:39.690
12	48.453	+0.939	15:54:28.143
13	48.053	+0.539	15:55:16.196
14	52.315	+4.801	15:56:08.511
15	47.679	+0.165	15:56:56.190
16	48.584	+1.070	15:57:44.774
17	48.342	+0.828	15:58:33.116
18	47.689	+0.175	15:59:20.805
19	48.177	+0.663	16:00:08.982
20	47.976	+0.462	16:00:56.958
21	48.248	+0.734	16:01:45.206
22	47.685	+0.171	16:02:32.891
23	47.514		16:03:20.405

Runde	Rundenzeit	Diff.	Tageszeit
(28) Dominic Kaßner			
1	49.163	+1.637	15:44:17.394
2	48.598	+1.072	15:45:05.992
3	48.323	+0.797	15:45:54.315
4	48.429	+0.903	15:46:42.744
5	47.908	+0.382	15:47:30.652
6	48.487	+0.961	15:48:19.139
7	48.203	+0.677	15:49:07.342
8	48.247	+0.721	15:49:55.589
9	48.333	+0.807	15:50:43.922
10	48.404	+0.878	15:51:32.326
11	48.230	+0.704	15:52:20.556
12	48.432	+0.906	15:53:08.988
13	48.340	+0.814	15:53:57.328
14	1:02.768	+15.242	15:55:00.096
15	48.447	+0.921	15:55:48.543
16	48.178	+0.652	15:56:36.721
17	47.845	+0.319	15:57:24.566
18	49.698	+2.172	15:58:14.264
19	48.527	+1.001	15:59:02.791
20	48.072	+0.546	15:59:50.863
21	48.533	+1.007	16:00:39.396
22	1:00.119	+12.593	16:01:39.515
23	48.319	+0.793	16:02:27.834
24	47.526		16:03:15.360

Runde	Rundenzeit	Diff.	Tageszeit
(30) Moritz Jenkner			
1	49.853	+2.318	15:44:58.847
2	48.563	+1.028	15:45:47.410
3	49.899	+2.364	15:46:37.309
4	48.146	+0.611	15:47:25.455

Runde	Rundenzeit	Diff.	Tageszeit
5	52.914	+5.379	15:48:18.369
6	48.401	+0.866	15:49:06.770
7	48.224	+0.689	15:49:54.994
8	50.860	+3.325	15:50:45.854
9	2:03.753	+1:16.218	15:52:49.607
10	50.150	+2.615	15:53:39.757
11	1:00.404	+12.869	15:54:40.161
12	48.010	+0.475	15:55:28.171
13	47.684	+0.149	15:56:15.855
14	47.535		15:57:03.390
15	47.592	+0.057	15:57:50.982
16	48.746	+1.211	15:58:39.728
17	49.018	+1.483	15:59:28.746
18	57.493	+9.958	16:00:26.239
19	47.595	+0.060	16:01:13.834
20	47.616	+0.081	16:02:01.450
21	50.807	+3.272	16:02:52.257
22	49.492	+1.957	16:03:41.749

Runde	Rundenzeit	Diff.	Tageszeit
(44) Adrian Hähle			
1	52.443	+4.636	15:44:25.664
2	51.481	+3.674	15:45:17.145
3	49.676	+1.869	15:46:06.821
4	49.805	+1.998	15:46:56.626
5	49.287	+1.480	15:47:45.913
6	48.772	+0.965	15:48:34.685
7	48.497	+0.690	15:49:23.182
8	48.114	+0.307	15:50:11.296
9	48.174	+0.367	15:50:59.470
10	48.972	+1.165	15:51:48.442
11	48.101	+0.294	15:52:36.543
12	48.286	+0.479	15:53:24.829
13	48.151	+0.344	15:54:12.980
14	48.042	+0.235	15:55:01.022
15	48.162	+0.355	15:55:49.184
16	48.029	+0.222	15:56:37.213
17	48.167	+0.360	15:57:25.380
18	49.906	+2.099	15:58:15.286
19	1:08.127	+20.320	15:59:23.413
20	48.577	+0.770	16:00:11.990
21	49.379	+1.572	16:01:01.369
22	47.807		16:01:49.176
23	47.864	+0.057	16:02:37.040
24	47.860	+0.053	16:03:24.900

Runde	Rundenzeit	Diff.	Tageszeit
(19) Leon Czichos			
1	53.314	+5.024	15:44:39.325
2	52.284	+3.994	15:45:31.609
3	49.540	+1.250	15:46:21.149
4	49.403	+1.113	15:47:10.552
5	48.962	+0.672	15:47:59.514
6	48.467	+0.177	15:48:47.981
7	50.369	+2.079	15:49:38.350
8	1:08.418	+20.128	15:50:46.768
9	48.943	+0.653	15:51:35.711
10	48.493	+0.203	15:52:24.204
11	48.290		15:53:12.494
12	48.300	+0.010	15:54:00.794
13	48.527	+0.237	15:54:49.321
14	48.726	+0.436	15:55:38.047
15	48.315	+0.025	15:56:26.362
16	52.067	+3.777	15:57:18.429
17	1:43.210	+54.920	15:59:01.639
18	48.912	+0.622	15:59:50.551
19	48.536	+0.246	16:00:39.087
20	48.336	+0.046	16:01:27.423



Kart-/Mini Bike Rennen Faßberg

Nachwuchs

Kartbahn Fliegerhorst Faßberg 0,880 Km

2. Zeittraining

08.06.2013 15:45

Qualifikation gestartet um 15:42:58

Runde	Rundenzeit	Diff.	Tageszeit
21	48.526	+0.236	16:02:15.949
22	48.566	+0.276	16:03:04.515

(32) Colin Hufnagel

Runde	Rundenzeit	Diff.	Tageszeit
1	51.399	+2.920	15:44:19.996
2	49.975	+1.496	15:45:09.971
3	49.391	+0.912	15:45:59.362
4	49.054	+0.575	15:46:48.416
5	48.991	+0.512	15:47:37.407
6	49.020	+0.541	15:48:26.427
7	49.065	+0.586	15:49:15.492
8	48.793	+0.314	15:50:04.285
9	49.037	+0.558	15:50:53.322
10	49.338	+0.859	15:51:42.660
11	48.846	+0.367	15:52:31.506
12	48.651	+0.172	15:53:20.157
13	48.787	+0.308	15:54:08.944
14	48.813	+0.334	15:54:57.757
15	48.479		15:55:46.236
16	48.591	+0.112	15:56:34.827
17	49.370	+0.891	15:57:24.197
18	49.795	+1.316	15:58:13.992
19	49.127	+0.648	15:59:03.119
20	48.715	+0.236	15:59:51.834
21	48.872	+0.393	16:00:40.706
22	48.723	+0.244	16:01:29.429
23	48.581	+0.102	16:02:18.010
24	48.774	+0.295	16:03:06.784

(36) Philip Jork

Runde	Rundenzeit	Diff.	Tageszeit
1	51.333	+2.772	15:44:21.146
2	49.962	+1.401	15:45:11.108
3	49.891	+1.330	15:46:00.999
4	49.710	+1.149	15:46:50.709
5	49.172	+0.611	15:47:39.881
6	49.252	+0.691	15:48:29.133
7	48.876	+0.315	15:49:18.009
8	49.650	+1.089	15:50:07.659
9	49.516	+0.955	15:50:57.175
10	51.661	+3.100	15:51:48.836
11	48.786	+0.225	15:52:37.622
12	48.781	+0.220	15:53:26.403
13	48.960	+0.399	15:54:15.363
14	48.774	+0.213	15:55:04.137
15	48.642	+0.081	15:55:52.779
16	48.702	+0.141	15:56:41.481
17	48.561		15:57:30.042
18	48.754	+0.193	15:58:18.796
19	1:06.745	+18.184	15:59:25.541
20	49.212	+0.651	16:00:14.753
21	48.581	+0.020	16:01:03.334
22	48.673	+0.112	16:01:52.007
23	48.712	+0.151	16:02:40.719
24	48.644	+0.083	16:03:29.363

(42) Valentino Frankenberger

Runde	Rundenzeit	Diff.	Tageszeit
1	52.752	+4.102	15:44:24.121
2	51.409	+2.759	15:45:15.530
3	50.464	+1.814	15:46:05.994
4	49.923	+1.273	15:46:55.917
5	49.637	+0.987	15:47:45.554
6	49.536	+0.886	15:48:35.090
7	49.748	+1.098	15:49:24.838
8	49.115	+0.465	15:50:13.953
9	49.400	+0.750	15:51:03.353
10	49.178	+0.528	15:51:52.531

Runde	Rundenzeit	Diff.	Tageszeit
11	48.858	+0.208	15:52:41.389
12	49.263	+0.613	15:53:30.652
13	1:41.324	+52.674	15:55:11.976
14	49.052	+0.402	15:56:01.028
15	49.239	+0.589	15:56:50.267
16	49.123	+0.473	15:57:39.390
17	48.770	+0.120	15:58:28.160
18	49.213	+0.563	15:59:17.373
19	50.106	+1.456	16:00:07.479
20	48.897	+0.247	16:00:56.376
21	49.260	+0.610	16:01:45.636
22	49.252	+0.602	16:02:34.888
23	48.650		16:03:23.538

(99) Tom-Luca Sütücü

Runde	Rundenzeit	Diff.	Tageszeit
1	53.217	+4.282	15:44:23.829
2	52.239	+3.304	15:45:16.068
3	51.354	+2.419	15:46:07.422
4	50.631	+1.696	15:46:58.053
5	50.101	+1.166	15:47:48.154
6	49.377	+0.442	15:48:37.531
7	49.597	+0.662	15:49:27.128
8	50.434	+1.499	15:50:17.562
9	50.752	+1.817	15:51:08.314
10	50.214	+1.279	15:51:58.528
11	50.603	+1.668	15:52:49.131
12	50.218	+1.283	15:53:39.349
13	50.043	+1.108	15:54:29.392
14	49.708	+0.773	15:55:19.100
15	50.401	+1.466	15:56:09.501
16	50.039	+1.104	15:56:59.540
17	49.991	+1.056	15:57:49.531
18	49.953	+1.018	15:58:39.484
19	48.935		15:59:28.419
20	49.082	+0.147	16:00:17.501
21	50.556	+1.621	16:01:08.057
22	1:36.449	+47.514	16:02:44.506
23	50.177	+1.242	16:03:34.683

(41) Jennifer Küther

Runde	Rundenzeit	Diff.	Tageszeit
1	1:01.044	+11.835	15:44:39.015
2	56.998	+7.789	15:45:36.013
3	52.971	+3.762	15:46:28.984
4	51.226	+2.017	15:47:20.210
5	50.850	+1.641	15:48:11.060
6	49.948	+0.739	15:49:01.008
7	49.584	+0.375	15:49:50.592
8	49.751	+0.542	15:50:40.343
9	49.853	+0.644	15:51:30.196
10	50.087	+0.878	15:52:20.283
11	49.772	+0.563	15:53:10.055
12	49.209		15:53:59.264
13	49.840	+0.631	15:54:49.104
14	50.374	+1.165	15:55:39.478
15	49.623	+0.414	15:56:29.101
16	50.085	+0.876	15:57:19.186
17	1:22.614	+33.405	15:58:41.800
18	49.276	+0.067	15:59:31.076
19	49.615	+0.406	16:00:20.691
20	49.240	+0.031	16:01:09.931
21	49.418	+0.209	16:01:59.349
22	49.771	+0.562	16:02:49.120
23	49.573	+0.364	16:03:38.693

(39) Selina Liebschner

Runde	Rundenzeit	Diff.	Tageszeit
1	54.069	+3.778	15:44:28.624



Kart-/Mini Bike Rennen Faßberg

Nachwuchs

Kartbahn Fliegerhorst Faßberg 0,880 Km

Zeittraining gesamt

Pos.	Nr.	Klasse	Name	Bewerber	Fabrikat	Gesamtbestzeit	Diff.	R1. Beste Zeit	R2. Beste Zeit
1	56	N	Filip Salac	salacracing s.r.o	Honda/NSF 100	45.672		45.672	46.044
2	38	N	Kevin Orgis	ADAC Sachsen Leistungszentrum	Honda/NSF 100	45.884	0.212	45.922	45.884
3	35	N	Tim Georgi	ADAC Berlin Brandenburg/Motorsport	Honda/NSF 100	46.169	0.497	46.169	46.248
4	43	N	Pedro John	ADAC Württemberg e.V	Honda/NSF 100	46.208	0.536	46.208	46.733
5	14	N	Dirk Geiger	AMC Ettlingen e.V./ADAC Nordbaden e.V.	Honda/NSF 100	46.367	0.695	48.037	46.367
6	31	N	Dennis-Norick Stelzer	ADAC Sachsen e.V.	Honda/NSF 100	46.392	0.720	46.676	46.392
7	55	N	Peetu Paavilainen	Ajo motorsport junior projekt	Honda/NSF 100	46.556	0.884	46.781	46.556
8	57	N	Sven Grevink		Honda/NSF 100	46.933	1.261	46.993	46.933
9	26	N	Toni Erhard	ADAC Sachsen e.V./Erhard-Racing-Team	Honda/NSF 100	46.942	1.270	46.942	47.034
10	54	N	Sander Kroeze		Honda/NSF 100	47.089	1.417	47.630	47.089
11	34	N	Jonas Hähle	ADAC Racingteam AMC Sari e.V.	Honda/NSF 100	47.394	1.722	47.394	47.484
12	24	N	Leon Orgis	ADAC Racingteam AMC Sari e.V.	Honda/NSF 100	47.449	1.777	47.449	47.514
13	28	N	Dominic Kaßner	ADAC Sachsen e.V.	Honda/NSF 100	47.526	1.854	47.992	47.526
14	30	N	Moritz Jenkner	ADAC Sachsen e.V./Racespare.com	Honda/NSF 100	47.535	1.863	47.706	47.535
15	44	N	Adrian Hähle	ADAC Racing Team AMC Sari e.V.	Honda/NSF 100	47.754	2.082	47.754	47.807
16	99	N	Tom-Luca Sütcü	ADAC HessenThüringen/AMC Grünberg	Honda/NSF 100	47.968	2.296	47.968	48.935
17	19	N	Leon Czichos	ADAC Team Weser-Ems e.V.	Honda/NSF 100	48.219	2.547	48.219	48.290
18	36	N	Philip Jork	ADAC Hessen-Thüringen e.V./Beinlich Racing	Honda/NSF 100	48.409	2.737	48.409	48.561
19	32	N	Colin Hufnagel	ADAC Hessen-Thüringen/MSC Rockenberg	Honda/NSF 100	48.479	2.807	48.740	48.479
20	42	N	Valentino Frankenberger	ADAC TEAM Nordbayern e.V.	Honda/NSF 100	48.650	2.978	48.799	48.650
21	41	N	Jennifer Küther	ADAC Team Südbayern e.V.	Honda/NSF 100	48.898	3.226	48.898	49.209
22	39	N	Selina Liebschner	ADAC TEAM Nordbayern e.V.	Honda/NSF 100	50.224	4.552	50.224	50.291

Kart-/Mini Bike Rennen Faßberg


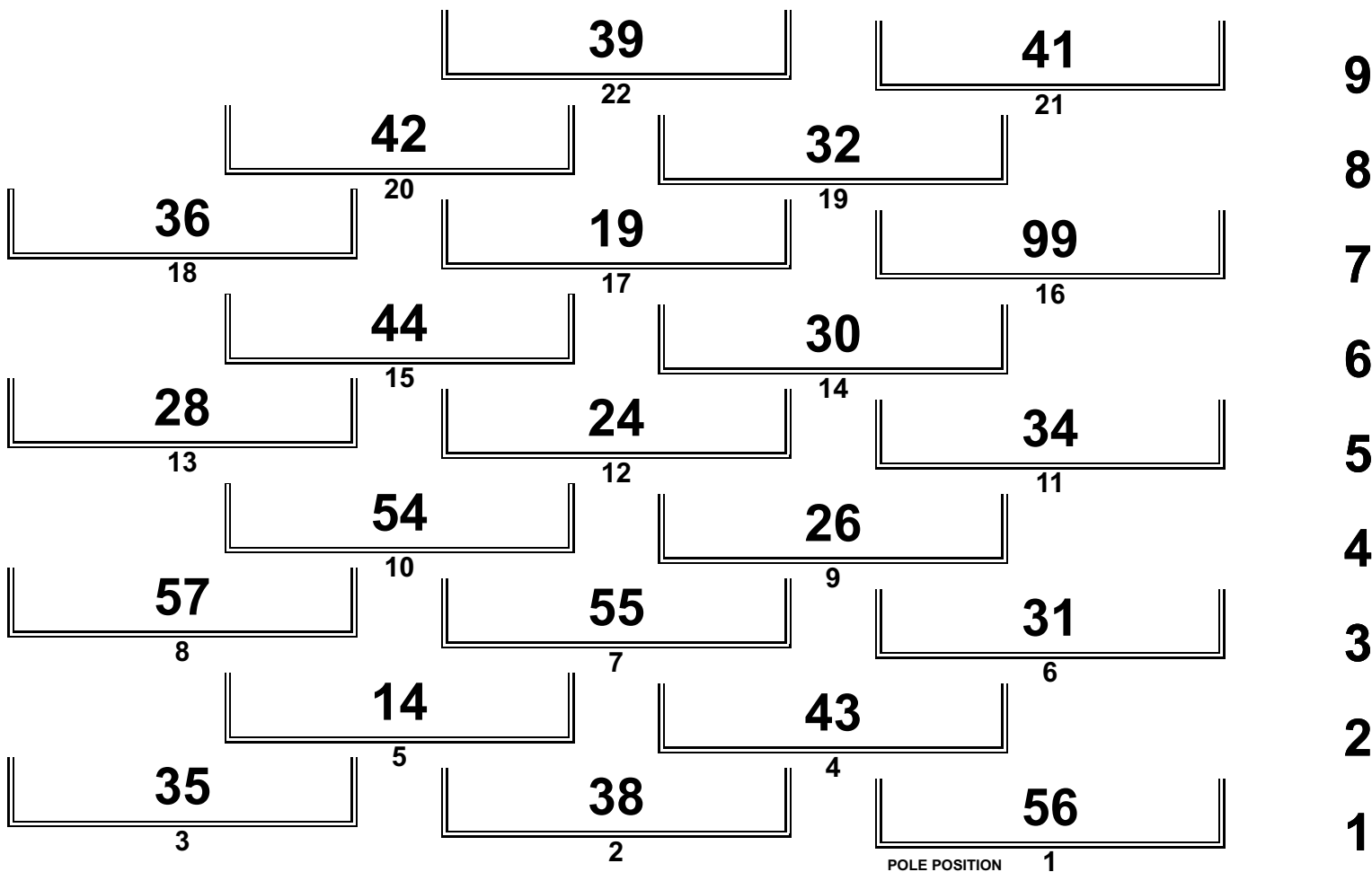
Nachwuchs

Kartbahn Fliegerhorst Faßberg 0,880 Km

Rennen 6 Finale 2

09.06.2013 12:19

Rennen (18 Runden)



Kart-/Mini Bike Rennen Faßberg

Nachwuchs

Kartbahn Fliegerhorst Faßberg 0,880 Km

Warm up

09.06.2013 09:39

Training (15:00 Zeit) gestartet um 9:38:53

Pos.	Nr.	Klasse	Name	Ort	Bewerber	Beste Zeit	Diff.	Rnd.	In Rd.	km/h	Abstand
1	38	N	Kevin Orgis	GER-Arnsdorf	ADAC Sachsen Leistungszten	46.687		17	15	67,856	
2	35	N	Tim Georgi	GER-Berlin	ADAC Berlin Brandenburg/M	46.733	0.046	18	13	67,789	0.046
3	56	N	Filip Salac	CZE-Vsejany	salacracing s.r.o	46.753	0.066	18	11	67,760	0.020
4	14	N	Dirk Geiger	GER-Mannheim	AMC Ettlingen e.V./ADAC No	46.801	0.114	18	13	67,691	0.048
5	31	N	Dennis-Norick Stelzer	GER-Dohma	ADAC Sachsen e.V.	47.082	0.395	18	18	67,287	0.281
6	54	N	Sander Kroeze	NED-Mussel		47.284	0.597	17	17	66,999	0.202
7	55	N	Peetu Paavilainen	FIN-Kotka	Ajo motorsport junior projek	47.438	0.751	17	15	66,782	0.154
8	57	N	Sven Grevink	NED-Klazienaveen		47.577	0.890	16	9	66,587	0.139
9	30	N	Moritz Jenkner	GER-Hohenstein-Ernstthal	ADAC Sachsen e.V./Racespa	47.596	0.909	17	17	66,560	0.019
10	26	N	Toni Erhard	GER-Schwarzenberg	ADAC Sachsen e.V./Erhard-F	47.689	1.002	18	14	66,430	0.093
11	43	N	Pedro John	GER-Ulm	ADAC Württemberg e.V	48.011	1.324	17	14	65,985	0.322
12	28	N	Dominic Kaßner	GER-Chemnitz	ADAC Sachsen e.V.	48.229	1.542	18	10	65,687	0.218
13	24	N	Leon Orgis	GER-Arnsdorf	ADAC Racingteam AMC Sari	48.372	1.685	17	13	65,492	0.143
14	34	N	Jonas Hähle	GER-Erlbach-Kirchberg	ADAC Racingteam AMC Sari	48.429	1.742	17	14	65,415	0.057
15	19	N	Leon Czichos	GER-Stadland	ADAC Team Weser-Ems e.V.	48.604	1.917	16	12	65,180	0.175
16	44	N	Adrian Hähle	GER-Erlbach-Kirchberg	ADAC Racing Team AMC Sar	48.625	1.938	17	15	65,152	0.021
17	99	N	Tom-Luca Sütcü	GER-Mücke	ADAC HessenThüringen/AM	48.700	2.013	17	16	65,051	0.075
18	32	N	Colin Hufnagel	GER-Erzhausen	ADAC Hessen-Thüringen/MS	49.363	2.676	17	13	64,178	0.663
19	36	N	Philip Jork	GER-Naumburg	ADAC Hessen-Thüringen e.V	49.456	2.769	17	17	64,057	0.093
20	42	N	Valentino Frankenberger	GER-Thüngen	ADAC TEAM Nordbayern e.V	49.520	2.833	17	11	63,974	0.064
21	41	N	Jennifer Küther	GER-Höchstädt	ADAC Team Südbayern e.V.	50.018	3.331	16	15	63,337	0.498
22	39	N	Selina Liebschner	GER-Untersiemau	ADAC TEAM Nordbayern e.V	50.417	3.730	16	15	62,836	0.399

Kart-/Mini Bike Rennen Faßberg

Nachwuchs

Kartbahn Fliegerhorst Faßberg 0,880 Km

Warm up

09.06.2013 09:39

Training (15:00 Zeit) gestartet um 9:38:53

Runde	Rundenzeit	Diff.	Tageszeit
(38) Kevin Orgis			
1	52.239	+5.552	9:40:38.745
2	51.050	+4.363	9:41:29.795
3	50.196	+3.509	9:42:19.991
4	48.799	+2.112	9:43:08.790
5	48.002	+1.315	9:43:56.792
6	47.296	+0.609	9:44:44.088
7	47.408	+0.721	9:45:31.496
8	47.079	+0.392	9:46:18.575
9	46.788	+0.101	9:47:05.363
10	50.089	+3.402	9:47:55.452
11	1:09.969	+23.282	9:49:05.421
12	47.149	+0.462	9:49:52.570
13	47.208	+0.521	9:50:39.778
14	47.360	+0.673	9:51:27.138
15	46.687		9:52:13.825
16	48.059	+1.372	9:53:01.884
17	47.875	+1.188	9:53:49.759
(35) Tim Georgi			
1	52.227	+5.494	9:40:33.438
2	50.631	+3.898	9:41:24.069
3	49.398	+2.665	9:42:13.467
4	48.438	+1.705	9:43:01.905
5	47.811	+1.078	9:43:49.716
6	47.879	+1.146	9:44:37.595
7	48.471	+1.738	9:45:26.066
8	47.247	+0.514	9:46:13.313
9	47.263	+0.530	9:47:00.576
10	46.839	+0.106	9:47:47.415
11	47.841	+1.108	9:48:35.256
12	46.855	+0.122	9:49:22.111
13	46.733		9:50:08.844
14	47.194	+0.461	9:50:56.038
15	47.229	+0.496	9:51:43.267
16	46.831	+0.098	9:52:30.098
17	47.084	+0.351	9:53:17.182
18	47.535	+0.802	9:54:04.717
(56) Filip Salac			
1	55.662	+8.909	9:41:02.227
2	51.668	+4.915	9:41:53.895
3	49.467	+2.714	9:42:43.362
4	49.619	+2.866	9:43:32.981
5	49.700	+2.947	9:44:22.681
6	49.429	+2.676	9:45:12.110
7	47.461	+0.708	9:45:59.571
8	48.147	+1.394	9:46:47.718
9	47.187	+0.434	9:47:34.905
10	47.168	+0.415	9:48:22.073
11	46.753		9:49:08.826
12	46.801	+0.048	9:49:55.627
13	46.867	+0.114	9:50:42.494
14	47.697	+0.944	9:51:30.191
15	46.803	+0.050	9:52:16.994
16	47.000	+0.247	9:53:03.994
17	47.312	+0.559	9:53:51.306
18	47.218	+0.465	9:54:38.524
(14) Dirk Geiger			
1	55.940	+9.139	9:40:41.519
2	53.080	+6.279	9:41:34.599
3	51.378	+4.577	9:42:25.977
4	50.100	+3.299	9:43:16.077
5	49.238	+2.437	9:44:05.315

Runde	Rundenzeit	Diff.	Tageszeit
6	48.382	+1.581	9:44:53.697
7	48.504	+1.703	9:45:42.201
8	48.669	+1.868	9:46:30.870
9	49.744	+2.943	9:47:20.614
10	48.810	+2.009	9:48:09.424
11	47.763	+0.962	9:48:57.187
12	48.239	+1.438	9:49:45.426
13	46.801		9:50:32.227
14	47.762	+0.961	9:51:19.989
15	48.282	+1.481	9:52:08.271
16	47.114	+0.313	9:52:55.385
17	52.206	+5.405	9:53:47.591
18	51.902	+5.101	9:54:39.493
(31) Dennis-Norick Stelzer			
1	54.850	+7.768	9:40:48.586
2	53.384	+6.302	9:41:41.970
3	49.699	+2.617	9:42:31.669
4	48.657	+1.575	9:43:20.326
5	48.377	+1.295	9:44:08.703
6	47.884	+0.802	9:44:56.587
7	47.655	+0.573	9:45:44.242
8	48.225	+1.143	9:46:32.467
9	49.077	+1.995	9:47:21.544
10	48.037	+0.955	9:48:09.581
11	47.270	+0.188	9:48:56.851
12	47.629	+0.547	9:49:44.480
13	47.190	+0.108	9:50:31.670
14	48.265	+1.183	9:51:19.935
15	48.161	+1.079	9:52:08.096
16	47.143	+0.061	9:52:55.239
17	49.014	+1.932	9:53:44.253
18	47.082		9:54:31.335
(54) Sander Kroeze			
1	55.742	+8.458	9:40:48.507
2	55.676	+8.392	9:41:44.183
3	1:00.636	+13.352	9:42:44.819
4	49.654	+2.370	9:43:34.473
5	48.595	+1.311	9:44:23.068
6	50.505	+3.221	9:45:13.573
7	48.730	+1.446	9:46:02.303
8	48.492	+1.208	9:46:50.795
9	48.175	+0.891	9:47:38.970
10	48.174	+0.890	9:48:27.144
11	48.016	+0.732	9:49:15.160
12	48.173	+0.889	9:50:03.333
13	48.004	+0.720	9:50:51.337
14	47.934	+0.650	9:51:39.271
15	47.581	+0.297	9:52:26.852
16	47.621	+0.337	9:53:14.473
17	47.284		9:54:01.757
(55) Peetu Paavilainen			
1	51.508	+4.070	9:41:19.170
2	50.553	+3.115	9:42:09.723
3	49.354	+1.916	9:42:59.077
4	49.081	+1.643	9:43:48.158
5	48.965	+1.527	9:44:37.123
6	49.349	+1.911	9:45:26.472
7	47.580	+0.142	9:46:14.052
8	48.028	+0.590	9:47:02.080
9	48.130	+0.692	9:47:50.210
10	47.554	+0.116	9:48:37.764
11	48.321	+0.883	9:49:26.085
12	48.219	+0.781	9:50:14.304

Runde	Rundenzeit	Diff.	Tageszeit
13	47.551	+0.113	9:51:01.855
14	47.789	+0.351	9:51:49.644
15	47.438		9:52:37.082
16	48.124	+0.686	9:53:25.206
17	47.934	+0.496	9:54:13.140
(57) Sven Grevink			
1	54.538	+6.961	9:40:55.109
2	52.564	+4.987	9:41:47.673
3	51.604	+4.027	9:42:39.277
4	50.662	+3.085	9:43:29.939
5	51.022	+3.445	9:44:20.961
6	48.825	+1.248	9:45:09.786
7	49.154	+1.577	9:45:58.940
8	48.902	+1.325	9:46:47.842
9	47.577		9:47:35.419
10	47.663	+0.086	9:48:23.082
11	47.804	+0.227	9:49:10.886
12	47.810	+0.233	9:49:58.696
13	47.904	+0.327	9:50:46.600
14	47.676	+0.099	9:51:34.276
15	50.305	+2.728	9:52:24.581
16	1:42.970	+55.393	9:54:07.551
(30) Moritz Jenkner			
1	59.181	+11.585	9:40:52.285
2	1:11.668	+24.072	9:42:03.953
3	51.773	+4.177	9:42:55.726
4	50.660	+3.064	9:43:46.386
5	51.796	+4.200	9:44:38.182
6	49.124	+1.528	9:45:27.306
7	48.710	+1.114	9:46:16.016
8	48.435	+0.839	9:47:04.451
9	49.573	+1.977	9:47:54.024
10	49.498	+1.902	9:48:43.522
11	48.339	+0.743	9:49:31.861
12	48.349	+0.753	9:50:20.210
13	48.064	+0.468	9:51:08.274
14	48.126	+0.530	9:51:56.400
15	48.996	+1.400	9:52:45.396
16	47.696	+0.100	9:53:33.092
17	47.596		9:54:20.688
(26) Toni Erhard			
1	54.602	+6.913	9:40:45.776
2	51.914	+4.225	9:41:37.690
3	50.489	+2.800	9:42:28.179
4	49.606	+1.917	9:43:17.785
5	48.967	+1.278	9:44:06.752
6	49.056	+1.367	9:44:55.808
7	48.328	+0.639	9:45:44.136
8	48.253	+0.564	9:46:32.389
9	49.477	+1.788	9:47:21.866
10	48.550	+0.861	9:48:10.416
11	48.025	+0.336	9:48:58.441
12	47.826	+0.137	9:49:46.267
13	48.361	+0.672	9:50:34.628
14	47.689		9:51:22.317
15	48.760	+1.071	9:52:11.077
16	47.694	+0.005	9:52:58.771
17	48.107	+0.418	9:53:46.878
18	48.918	+1.229	9:54:35.796
(43) Pedro John			
1	53.571	+5.560	9:40:39.459
2	52.160	+4.149	9:41:31.619



Kart-/Mini Bike Rennen Faßberg

Nachwuchs

Kartbahn Fliegerhorst Faßberg 0,880 Km

Warm up

09.06.2013 09:39

Training (15:00 Zeit) gestartet um 9:38:53

Runde	Rundenzeit	Diff.	Tageszeit
3	51.183	+3.172	9:42:22.802
4	50.349	+2.338	9:43:13.151
5	49.714	+1.703	9:44:02.865
6	49.056	+1.045	9:44:51.921
7	48.893	+0.882	9:45:40.814
8	49.355	+1.344	9:46:30.169
9	48.846	+0.835	9:47:19.015
10	48.332	+0.321	9:48:07.347
11	48.411	+0.400	9:48:55.758
12	1:25.873	+37.862	9:50:21.631
13	48.174	+0.163	9:51:09.805
14	48.011		9:51:57.816
15	48.376	+0.365	9:52:46.192
16	48.434	+0.423	9:53:34.626
17	48.022	+0.011	9:54:22.648

(28) Dominic Kaßner

1	53.512	+5.283	9:40:38.439
2	52.363	+4.134	9:41:30.802
3	51.197	+2.968	9:42:21.999
4	51.409	+3.180	9:43:13.408
5	49.758	+1.529	9:44:03.166
6	49.160	+0.931	9:44:52.326
7	48.805	+0.576	9:45:41.131
8	49.664	+1.435	9:46:30.795
9	49.306	+1.077	9:47:20.101
10	48.229		9:48:08.330
11	48.371	+0.142	9:48:56.701
12	49.114	+0.885	9:49:45.815
13	49.284	+1.055	9:50:35.099
14	48.964	+0.735	9:51:24.063
15	48.838	+0.609	9:52:12.901
16	49.752	+1.523	9:53:02.653
17	49.974	+1.745	9:53:52.627
18	59.311	+11.082	9:54:51.938

(24) Leon Orgis

1	54.644	+6.272	9:40:44.483
2	53.070	+4.698	9:41:37.553
3	51.242	+2.870	9:42:28.795
4	50.015	+1.643	9:43:18.810
5	49.868	+1.496	9:44:08.678
6	49.502	+1.130	9:44:58.180
7	49.182	+0.810	9:45:47.362
8	49.502	+1.130	9:46:36.864
9	49.344	+0.972	9:47:26.208
10	49.053	+0.681	9:48:15.261
11	49.193	+0.821	9:49:04.454
12	48.806	+0.434	9:49:53.260
13	48.372		9:50:41.632
14	49.007	+0.635	9:51:30.639
15	48.417	+0.045	9:52:19.056
16	48.408	+0.036	9:53:07.464
17	49.008	+0.636	9:53:56.472

(34) Jonas Hähle

1	57.497	+9.068	9:40:47.882
2	53.698	+5.269	9:41:41.580
3	51.353	+2.924	9:42:32.933
4	49.805	+1.376	9:43:22.738
5	49.492	+1.063	9:44:12.230
6	49.406	+0.977	9:45:01.636
7	49.113	+0.684	9:45:50.749
8	48.775	+0.346	9:46:39.524
9	48.805	+0.376	9:47:28.329
10	48.591	+0.162	9:48:16.920

Runde	Rundenzeit	Diff.	Tageszeit
11	48.496	+0.067	9:49:05.416
12	48.836	+0.407	9:49:54.252
13	48.853	+0.424	9:50:43.105
14	48.429		9:51:31.534
15	48.487	+0.058	9:52:20.021
16	49.151	+0.722	9:53:09.172
17	48.962	+0.533	9:53:58.134

(19) Leon Czichos

1	57.634	+9.030	9:40:51.214
2	54.302	+5.698	9:41:45.516
3	52.252	+3.648	9:42:37.768
4	51.781	+3.177	9:43:29.549
5	49.919	+1.315	9:44:19.468
6	49.831	+1.227	9:45:09.299
7	50.201	+1.597	9:45:59.500
8	50.130	+1.526	9:46:49.630
9	49.813	+1.209	9:47:39.443
10	49.820	+1.216	9:48:29.263
11	48.891	+0.287	9:49:18.154
12	48.604		9:50:06.758
13	48.778	+0.174	9:50:55.536
14	49.165	+0.561	9:51:44.701
15	51.563	+2.959	9:52:36.264
16	1:39.850	+51.246	9:54:16.114

(44) Adrian Hähle

1	54.293	+5.668	9:40:38.346
2	52.372	+3.747	9:41:30.718
3	51.119	+2.494	9:42:21.837
4	52.147	+3.522	9:43:13.984
5	50.063	+1.438	9:44:04.047
6	49.429	+0.804	9:44:53.476
7	48.678	+0.053	9:45:42.154
8	49.419	+0.794	9:46:31.573
9	49.944	+1.319	9:47:21.517
10	49.497	+0.872	9:48:11.014
11	49.565	+0.940	9:49:00.579
12	49.257	+0.632	9:49:49.836
13	49.208	+0.583	9:50:39.044
14	1:21.960	+33.335	9:52:01.004
15	48.625		9:52:49.629
16	48.861	+0.236	9:53:38.490
17	48.871	+0.246	9:54:27.361

(99) Tom-Luca Sütcü

1	56.710	+8.010	9:40:51.698
2	54.386	+5.686	9:41:46.084
3	52.403	+3.703	9:42:38.487
4	51.315	+2.615	9:43:29.802
5	52.682	+3.982	9:44:22.484
6	50.790	+2.090	9:45:13.274
7	48.977	+0.277	9:46:02.251
8	49.363	+0.663	9:46:51.614
9	48.910	+0.210	9:47:40.524
10	49.195	+0.495	9:48:29.719
11	49.011	+0.311	9:49:18.730
12	48.917	+0.217	9:50:07.647
13	49.510	+0.810	9:50:57.157
14	48.886	+0.186	9:51:46.043
15	49.125	+0.425	9:52:35.168
16	48.700		9:53:23.868
17	50.142	+1.442	9:54:14.010

(32) Colin Hufnagel

1	53.374	+4.011	9:40:36.396
---	--------	--------	-------------

Runde	Rundenzeit	Diff.	Tageszeit
2	51.599	+2.236	9:41:27.995
3	50.829	+1.466	9:42:18.824
4	51.023	+1.660	9:43:09.847
5	50.123	+0.760	9:43:59.970
6	50.158	+0.795	9:44:50.128
7	49.988	+0.625	9:45:40.116
8	50.542	+1.179	9:46:30.658
9	49.842	+0.479	9:47:20.500
10	49.837	+0.474	9:48:10.337
11	50.011	+0.648	9:49:00.348
12	50.086	+0.723	9:49:50.434
13	49.363		9:50:39.797
14	49.867	+0.504	9:51:29.664
15	49.774	+0.411	9:52:19.438
16	49.696	+0.333	9:53:09.134
17	49.763	+0.400	9:53:58.897

(36) Philip Jork

1	57.576	+8.120	9:40:48.110
2	56.807	+7.351	9:41:44.917
3	53.325	+3.869	9:42:38.242
4	52.828	+3.372	9:43:31.070
5	51.916	+2.460	9:44:22.986
6	52.347	+2.891	9:45:15.333
7	51.083	+1.627	9:46:06.416
8	50.484	+1.028	9:46:56.900
9	50.153	+0.697	9:47:47.053
10	50.207	+0.751	9:48:37.260
11	49.917	+0.461	9:49:27.177
12	49.941	+0.485	9:50:17.118
13	49.910	+0.454	9:51:07.028
14	50.406	+0.950	9:51:57.434
15	50.228	+0.772	9:52:47.662
16	49.958	+0.502	9:53:37.620
17	49.456		9:54:27.076

(42) Valentino Frankenberger

1	58.823	+9.303	9:40:47.771
2	56.114	+6.594	9:41:43.885
3	53.411	+3.891	9:42:37.296
4	51.941	+2.421	9:43:29.237
5	52.776	+3.256	9:44:22.013
6	52.672	+3.152	9:45:14.685
7	51.118	+1.598	9:46:05.803
8	50.422	+0.902	9:46:56.225
9	49.944	+0.424	9:47:46.169
10	50.111	+0.591	9:48:36.280
11	49.520		9:49:25.800
12	50.404	+0.884	9:50:16.204
13	49.955	+0.435	9:51:06.159
14	49.769	+0.249	9:51:55.928
15	50.038	+0.518	9:52:45.966
16	49.700	+0.180	9:53:35.666
17	49.886	+0.366	9:54:25.552

(41) Jennifer Küther

1	58.288	+8.270	9:40:48.321
2	55.691	+5.673	9:41:44.012
3	52.309	+2.291	9:42:36.321
4	51.036	+1.018	9:43:27.357
5	50.550	+0.532	9:44:17.907
6	50.669	+0.651	9:45:08.576
7	50.354	+0.336	9:45:58.930
8	50.504	+0.486	9:46:49.434
9	1:58.635	+1:08.617	9:48:48.069
10	50.671	+0.653	9:49:38.740

Kart-/Mini Bike Rennen Faßberg

Nachwuchs

Kartbahn Fliegerhorst Faßberg 0,880 Km

Warm up

09.06.2013 09:39

Training (15:00 Zeit) gestartet um 9:38:53

Runde	Rundenzeit	Diff.	Tageszeit
11	50.175	+0.157	9:50:28.915
12	51.172	+1.154	9:51:20.087
13	51.335	+1.317	9:52:11.422
14	50.907	+0.889	9:53:02.329
15	50.018		9:53:52.347
16	51.311	+1.293	9:54:43.658

Runde	Rundenzeit	Diff.	Tageszeit
-------	------------	-------	-----------

Runde	Rundenzeit	Diff.	Tageszeit
-------	------------	-------	-----------

(39) Selina Liebschner

1	58.429	+8.012	9:40:51.101
2	56.559	+6.142	9:41:47.660
3	55.058	+4.641	9:42:42.718
4	53.813	+3.396	9:43:36.531
5	53.554	+3.137	9:44:30.085
6	1:39.019	+48.602	9:46:09.104
7	52.881	+2.464	9:47:01.985
8	51.953	+1.536	9:47:53.938
9	51.727	+1.310	9:48:45.665
10	51.533	+1.116	9:49:37.198
11	51.339	+0.922	9:50:28.537
12	51.197	+0.780	9:51:19.734
13	51.457	+1.040	9:52:11.191
14	50.656	+0.239	9:53:01.847
15	50.417		9:53:52.264
16	51.793	+1.376	9:54:44.057

Kart-/Mini Bike Rennen Faßberg

Nachwuchs

Kartbahn Fliegerhorst Faßberg 0,880 Km

Rennen 3 Finale 1

08.06.2013 17:47

Rennen (18 Runden) gestartet um 17:49:09

Pos.	Nr.	Name	Ort	Bewerber	Rnd.	Gesamtzeit	Abstand	Beste Zeit	Ø km/h	Pkt.
1	38	Kevin Orgis	GER-Arnsdorf	ADAC Sachsen Leistungs	18	14:00.725		46.180	67,827	25
2	56	Filip Salac	CZE-Vsejany	salacracing s.r.o	18	14:01.239	0.514	45.940	67,786	20
3	35	Tim Georgi	GER-Berlin	ADAC Berlin Brandenbur	18	14:06.385	5.146	46.411	67,374	16
4	31	Dennis-Norick Stelzer	GER-Dohma	ADAC Sachsen e.V.	18	14:08.865	2.480	46.453	67,177	13
5	43	Pedro John	GER-Ulm	ADAC Württemberg e.V	18	14:10.828	1.963	46.526	67,022	11
6	14	Dirk Geiger	GER-Mannheim	AMC Ettlingen e.V./ADAC	18	14:11.017	0.189	46.274	67,007	10
7	55	Peetu Paavilainen	FIN-Kotka	Ajo motorsport junior pr	18	14:19.445	8.428	46.895	66,350	9
8	26	Toni Erhard	GER-Schwarzenberg	ADAC Sachsen e.V./Erhar	18	14:20.962	1.517	46.964	66,233	8
9	57	Sven Grevink	NED-Klazienaveen		18	14:21.025	0.063	46.901	66,228	7
10	54	Sander Kroeze	NED-Mussel		18	14:24.258	3.233	47.098	65,980	6
11	44	Adrian Hähle	GER-Erlbach-Kirchb	ADAC Racing Team AMC	18	14:37.923	13.665	48.031	64,953	5
12	30	Moritz Jenkner	GER-Hohenstein-Err	ADAC Sachsen e.V./Race	18	14:42.269	4.346	47.857	64,633	4
13	19	Leon Czichos	GER-Stadland	ADAC Team Weser-Ems	18	14:42.999	0.730	47.944	64,580	3
14	34	Jonas Hähle	GER-Erlbach-Kirchb	ADAC Racingteam AMC	17	14:01.035	1 Runde	47.409	64,035	2
15	42	Valentino Frankenber	GER-Thüngen	ADAC TEAM Nordbayern	17	14:06.309	5.274	47.978	63,636	1
16	99	Tom-Luca Sütcü	GER-Mücke	ADAC HessenThüringen/	17	14:07.584	1.275	48.312	63,541	0
17	32	Colin Hufnagel	GER-Erzhausen	ADAC Hessen-Thüringen,	17	14:08.820	1.236	48.461	63,448	0
18	36	Philip Jork	GER-Naumburg	ADAC Hessen-Thüringen	17	14:09.476	0.656	48.725	63,399	0
19	28	Dominic Kaßner	GER-Chemnitz	ADAC Sachsen e.V.	17	14:26.489	17.013	48.066	62,154	0
20	39	Selina Liebschner	GER-Untersiemau	ADAC TEAM Nordbayern	17	14:39.676	13.187	50.440	61,223	0
21	41	Jennifer Küther	GER-Höchstädt	ADAC Team Südbayern e	16	14:20.865	1 Runde	48.918	58,880	0

Nicht Klassifiziert (75% = 14 Rnd.)

DNF	24	Leon Orgis	GER-Arnsdorf	ADAC Racingteam AMC	3	2:36.207		48.940	60,842	0
-----	----	------------	--------------	---------------------	---	----------	--	--------	--------	---

Vorsprung	Ø km/h	Beste Rundenzeit	km/h	Beste Runde von
0.514	67,827	45.940	68,960	56 - Filip Salac

Zeitnahme & Auswertung: Camp-Company GmbH, Obmann Ernst Willems, Trier

Orbits

Rennleiter: Zeitnahme:

Reg.Nr. Kart: CK01/13 - MiniBike: r03/13

Aushang:



www.mylaps.com

Ergebnisse vorbehaltlich der technischen Nachuntersuchung.

Lizensiert für Camp Company GmbH

Kart-/Mini Bike Rennen Faßberg

Nachwuchs

Kartbahn Fliegerhorst Faßberg 0,880 Km

Rennen 3 Finale 1

08.06.2013 17:47

Rennen (18 Runden) gestartet um 17:49:09

Runde	Rundenzeit	Diff.	Tageszeit
(38) Kevin Orgis			
1	49.734	+3.554	17:50:00.690
2	46.429	+0.249	17:50:47.119
3	46.252	+0.072	17:51:33.371
4	46.392	+0.212	17:52:19.763
5	46.411	+0.231	17:53:06.174
6	46.366	+0.186	17:53:52.540
7	46.654	+0.474	17:54:39.194
8	46.198	+0.018	17:55:25.392
9	46.463	+0.283	17:56:11.855
10	46.180		17:56:58.035
11	46.575	+0.395	17:57:44.610
12	46.254	+0.074	17:58:30.864
13	46.335	+0.155	17:59:17.199
14	46.829	+0.649	18:00:04.028
15	46.409	+0.229	18:00:50.437
16	46.932	+0.752	18:01:37.369
17	46.484	+0.304	18:02:23.853
18	46.355	+0.175	18:03:10.208

Runde	Rundenzeit	Diff.	Tageszeit
(56) Filip Salac			
1	49.811	+3.871	17:50:01.432
2	46.872	+0.932	17:50:48.304
3	46.109	+0.169	17:51:34.413
4	46.112	+0.172	17:52:20.525
5	45.940		17:53:06.465
6	46.707	+0.767	17:53:53.172
7	46.248	+0.308	17:54:39.420
8	46.168	+0.228	17:55:25.688
9	46.467	+0.527	17:56:12.055
10	46.176	+0.236	17:56:58.231
11	46.569	+0.629	17:57:44.800
12	46.280	+0.340	17:58:31.080
13	46.469	+0.529	17:59:17.549
14	46.386	+0.446	18:00:03.935
15	47.035	+1.095	18:00:50.970
16	46.727	+0.787	18:01:37.697
17	46.293	+0.353	18:02:23.990
18	46.732	+0.792	18:03:10.722

Runde	Rundenzeit	Diff.	Tageszeit
(35) Tim Georgi			
1	51.758	+5.347	17:50:01.241
2	46.720	+0.309	17:50:47.961
3	46.913	+0.502	17:51:34.874
4	46.928	+0.517	17:52:21.802
5	46.826	+0.415	17:53:08.628
6	46.736	+0.325	17:53:55.364
7	46.633	+0.222	17:54:41.997
8	46.483	+0.072	17:55:28.480
9	46.570	+0.159	17:56:15.050
10	46.488	+0.077	17:57:01.538
11	47.036	+0.625	17:57:48.574
12	46.549	+0.138	17:58:35.123
13	46.411		17:59:21.534
14	46.888	+0.477	18:00:08.422
15	46.498	+0.087	18:00:54.920
16	46.624	+0.213	18:01:41.544
17	46.935	+0.524	18:02:28.479
18	47.389	+0.978	18:03:15.868

Runde	Rundenzeit	Diff.	Tageszeit
(31) Dennis-Norick Stelzer			
1	49.517	+3.064	17:50:02.415
2	47.124	+0.671	17:50:49.539
3	47.357	+0.904	17:51:36.896
4	46.805	+0.352	17:52:23.701

Runde	Rundenzeit	Diff.	Tageszeit
5	46.816	+0.363	17:53:10.517
6	46.880	+0.427	17:53:57.397
7	46.584	+0.131	17:54:43.981
8	47.182	+0.729	17:55:31.163
9	46.781	+0.328	17:56:17.944
10	46.565	+0.112	17:57:04.509
11	47.917	+1.464	17:57:52.426
12	46.453		17:58:38.879
13	46.490	+0.037	17:59:25.369
14	46.575	+0.122	18:00:11.944
15	46.486	+0.033	18:00:58.430
16	46.652	+0.199	18:01:45.082
17	46.573	+0.120	18:02:31.655
18	46.693	+0.240	18:03:18.348

Runde	Rundenzeit	Diff.	Tageszeit
(43) Pedro John			
1	49.894	+3.368	17:50:02.276
2	47.171	+0.645	17:50:49.447
3	46.984	+0.458	17:51:36.431
4	47.064	+0.538	17:52:23.495
5	46.928	+0.402	17:53:10.423
6	46.784	+0.258	17:53:57.207
7	46.722	+0.196	17:54:43.929
8	47.136	+0.610	17:55:31.065
9	46.857	+0.331	17:56:17.922
10	47.000	+0.474	17:57:04.922
11	47.964	+1.438	17:57:52.886
12	46.717	+0.191	17:58:39.603
13	46.526		17:59:26.129
14	46.649	+0.123	18:00:12.778
15	46.911	+0.385	18:00:59.689
16	46.677	+0.151	18:01:46.366
17	47.122	+0.596	18:02:33.488
18	46.823	+0.297	18:03:20.311

Runde	Rundenzeit	Diff.	Tageszeit
(14) Dirk Geiger			
1	50.213	+3.939	17:50:02.641
2	47.624	+1.350	17:50:50.265
3	46.888	+0.614	17:51:37.153
4	46.829	+0.555	17:52:23.982
5	46.876	+0.602	17:53:10.858
6	46.781	+0.507	17:53:57.639
7	46.605	+0.331	17:54:44.244
8	47.072	+0.798	17:55:31.316
9	46.876	+0.602	17:56:18.192
10	46.872	+0.598	17:57:05.064
11	47.922	+1.648	17:57:52.986
12	47.157	+0.883	17:58:40.143
13	46.274		17:59:26.417
14	46.468	+0.194	18:00:12.885
15	47.055	+0.781	18:00:59.940
16	46.660	+0.386	18:01:46.600
17	47.090	+0.816	18:02:33.690
18	46.810	+0.536	18:03:20.500

Runde	Rundenzeit	Diff.	Tageszeit
(55) Peetu Paavilainen			
1	51.607	+4.712	17:50:04.586
2	47.932	+1.037	17:50:52.518
3	47.688	+0.793	17:51:40.206
4	47.246	+0.351	17:52:27.452
5	47.505	+0.610	17:53:14.957
6	47.252	+0.357	17:54:02.209
7	47.066	+0.171	17:54:49.275
8	46.969	+0.074	17:55:36.244
9	46.965	+0.070	17:56:23.209
10	46.895		17:57:10.104


Runde	Rundenzeit	Diff.	Tageszeit
11	47.294	+0.399	17:57:57.398
12	47.113	+0.218	17:58:44.511
13	47.630	+0.735	17:59:32.141
14	47.193	+0.298	18:00:19.334
15	47.453	+0.558	18:01:06.787
16	47.190	+0.295	18:01:53.977
17	47.464	+0.569	18:02:41.441
18	47.487	+0.592	18:03:28.928

Runde	Rundenzeit	Diff.	Tageszeit
(26) Toni Erhard			
1	50.085	+3.121	17:50:03.508
2	47.569	+0.605	17:50:51.077
3	47.421	+0.457	17:51:38.498
4	47.405	+0.441	17:52:25.903
5	47.560	+0.596	17:53:13.463
6	47.181	+0.217	17:54:00.644
7	47.372	+0.408	17:54:48.016
8	47.331	+0.367	17:55:35.347
9	47.192	+0.228	17:56:22.539
10	47.174	+0.210	17:57:09.713
11	47.209	+0.245	17:57:56.922
12	47.393	+0.429	17:58:44.315
13	47.623	+0.659	17:59:31.938
14	48.032	+1.068	18:00:19.970
15	46.964		18:01:06.934
16	47.647	+0.683	18:01:54.581
17	47.231	+0.267	18:02:41.812
18	48.633	+1.669	18:03:30.445

Runde	Rundenzeit	Diff.	Tageszeit
(57) Sven Grevink			
1	51.200	+4.299	17:50:04.328
2	47.909	+1.008	17:50:52.237
3	47.573	+0.672	17:51:39.810
4	47.315	+0.414	17:52:27.125
5	47.502	+0.601	17:53:14.627
6	47.256	+0.355	17:54:01.883
7	47.064	+0.163	17:54:48.947
8	47.000	+0.099	17:55:35.947
9	46.977	+0.076	17:56:22.924
10	46.901		17:57:09.825
11	47.224	+0.323	17:57:57.049
12	47.383	+0.482	17:58:44.432
13	48.580	+1.679	17:59:33.012
14	47.813	+0.912	18:00:20.825
15	47.370	+0.469	18:01:08.195
16	47.564	+0.663	18:01:55.759
17	47.077	+0.176	18:02:42.836
18	47.672	+0.771	18:03:30.508

Runde	Rundenzeit	Diff.	Tageszeit
(54) Sander Kroeze			
1	52.077	+4.979	17:50:04.816
2	48.746	+1.648	17:50:53.562
3	47.445	+0.347	17:51:41.007
4	47.098		17:52:28.105
5	47.437	+0.339	17:53:15.542
6	47.557	+0.459	17:54:03.099
7	47.283	+0.185	17:54:50.382
8	47.319	+0.221	17:55:37.701
9	47.275	+0.177	17:56:24.976
10	47.338	+0.240	17:57:12.314
11	47.752	+0.654	17:58:00.066
12	47.565	+0.467	17:58:47.631
13	47.527	+0.429	17:59:35.158
14	47.857	+0.759	18:00:23.015
15	47.642	+0.544	18:01:10.657
16	47.754	+0.656	18:01:58.411

Zeitnahme & Auswertung: Camp-Company GmbH, Obmann Ernst Willems, Trier Orbits

Rennleiter: Zeitnahme:
 Reg.Nr. Kart: CK01/13 - MiniBike: r03/13 Aushang: 

Ergebnisse vorbehaltlich der technischen Nachuntersuchung. www.mylaps.com

Gedruckt: 08.06.2013 18:04:44 Lizenziert für Camp Company GmbH

Kart-/Mini Bike Rennen Faßberg

Nachwuchs

Kartbahn Fliegerhorst Faßberg 0,880 Km

Rennen 3 Finale 1

08.06.2013 17:47

Rennen (18 Runden) gestartet um 17:49:09

Runde	Rundenzeit	Diff.	Tageszeit
17	47.667	+0.569	18:02:46.078
18	47.663	+0.565	18:03:33.741

(44) Adrian Hähle

Runde	Rundenzeit	Diff.	Tageszeit
1	52.020	+3.989	17:50:06.309
2	49.169	+1.138	17:50:55.478
3	48.584	+0.553	17:51:44.062
4	48.216	+0.185	17:52:32.278
5	48.216	+0.185	17:53:20.494
6	48.354	+0.323	17:54:08.848
7	48.145	+0.114	17:54:56.993
8	48.031		17:55:45.024
9	48.142	+0.111	17:56:33.166
10	48.053	+0.022	17:57:21.219
11	48.109	+0.078	17:58:09.328
12	48.119	+0.088	17:58:57.447
13	48.166	+0.135	17:59:45.613
14	48.148	+0.117	18:00:33.761
15	48.266	+0.235	18:01:22.027
16	48.233	+0.202	18:02:10.260
17	48.344	+0.313	18:02:58.604
18	48.802	+0.771	18:03:47.406

(30) Moritz Jenkner

Runde	Rundenzeit	Diff.	Tageszeit
1	53.628	+5.771	17:50:07.949
2	49.089	+1.232	17:50:57.038
3	49.002	+1.145	17:51:46.040
4	48.411	+0.554	17:52:34.451
5	49.053	+1.196	17:53:23.504
6	48.885	+1.028	17:54:12.389
7	48.426	+0.569	17:55:00.815
8	48.350	+0.493	17:55:49.165
9	48.779	+0.922	17:56:37.944
10	48.626	+0.769	17:57:26.570
11	48.074	+0.217	17:58:14.644
12	48.334	+0.477	17:59:02.978
13	48.469	+0.612	17:59:51.447
14	48.452	+0.595	18:00:39.899
15	48.108	+0.251	18:01:28.007
16	47.894	+0.037	18:02:15.901
17	47.994	+0.137	18:03:03.895
18	47.857		18:03:51.752

(19) Leon Czichos

Runde	Rundenzeit	Diff.	Tageszeit
1	52.299	+4.355	17:50:06.908
2	49.487	+1.543	17:50:56.395
3	48.779	+0.835	17:51:45.174
4	48.765	+0.821	17:52:33.939
5	49.240	+1.296	17:53:23.179
6	48.793	+0.849	17:54:11.972
7	48.562	+0.618	17:55:00.534
8	48.319	+0.375	17:55:48.853
9	49.278	+1.334	17:56:38.131
10	47.982	+0.038	17:57:26.113
11	48.194	+0.250	17:58:14.307
12	48.269	+0.325	17:59:02.576
13	48.571	+0.627	17:59:51.147
14	48.925	+0.981	18:00:40.072
15	48.183	+0.239	18:01:28.255
16	47.944		18:02:16.199
17	48.066	+0.122	18:03:04.265
18	48.217	+0.273	18:03:52.482

(34) Jonas Hähle

Runde	Rundenzeit	Diff.	Tageszeit
1	51.106	+3.697	17:50:05.118
2	48.790	+1.381	17:50:53.908

Runde	Rundenzeit	Diff.	Tageszeit
3	47.704	+0.295	17:51:41.612
4	47.667	+0.258	17:52:29.279
5	48.124	+0.715	17:53:17.403
6	47.409		17:54:04.812
7	47.558	+0.149	17:54:52.370
8	47.672	+0.263	17:55:40.042
9	47.712	+0.303	17:56:27.754
10	47.431	+0.022	17:57:15.185
11	47.542	+0.133	17:58:02.727
12	47.576	+0.167	17:58:50.303
13	47.605	+0.196	17:59:37.908
14	47.580	+0.171	18:00:25.488
15	1:08.913	+21.504	18:01:34.401
16	47.990	+0.581	18:02:22.391
17	48.127	+0.718	18:03:10.518

(42) Valentino Frankenberger

Runde	Rundenzeit	Diff.	Tageszeit
1	53.906	+5.928	17:50:09.724
2	50.064	+2.086	17:50:59.788
3	49.716	+1.738	17:51:49.504
4	49.576	+1.598	17:52:39.080
5	49.571	+1.593	17:53:28.651
6	49.387	+1.409	17:54:18.038
7	49.468	+1.490	17:55:07.506
8	48.901	+0.923	17:55:56.407
9	48.921	+0.943	17:56:45.328
10	48.723	+0.745	17:57:34.051
11	48.842	+0.864	17:58:22.893
12	48.779	+0.801	17:59:11.672
13	48.858	+0.880	18:00:00.530
14	48.863	+0.885	18:00:49.393
15	49.220	+1.242	18:01:38.613
16	47.978		18:02:26.591
17	49.201	+1.223	18:03:15.792

(99) Tom-Luca Sütcü

Runde	Rundenzeit	Diff.	Tageszeit
1	54.574	+6.262	17:50:09.138
2	50.553	+2.241	17:50:59.691
3	49.693	+1.381	17:51:49.384
4	49.490	+1.178	17:52:38.874
5	49.337	+1.025	17:53:28.211
6	49.455	+1.143	17:54:17.666
7	48.953	+0.641	17:55:06.619
8	48.896	+0.584	17:55:55.515
9	49.337	+1.025	17:56:44.852
10	48.950	+0.638	17:57:33.802
11	48.491	+0.179	17:58:22.293
12	49.883	+1.571	17:59:12.176
13	49.220	+0.908	18:00:01.396
14	48.605	+0.293	18:00:50.001
15	49.041	+0.729	18:01:39.042
16	48.312		18:02:27.354
17	49.713	+1.401	18:03:17.067

(32) Colin Hufnagel

Runde	Rundenzeit	Diff.	Tageszeit
1	55.073	+6.612	17:50:10.170
2	50.244	+1.783	17:51:00.414
3	49.925	+1.464	17:51:50.339
4	49.760	+1.299	17:52:40.099
5	49.653	+1.192	17:53:29.752
6	49.250	+0.789	17:54:19.002
7	49.477	+1.016	17:55:08.479
8	49.079	+0.618	17:55:57.558
9	49.256	+0.795	17:56:46.814
10	48.461		17:57:35.275
11	48.644	+0.183	17:58:23.919

Runde	Rundenzeit	Diff.	Tageszeit
12	48.814	+0.353	17:59:12.733
13	49.258	+0.797	18:00:01.991
14	48.996	+0.535	18:00:50.987
15	49.141	+0.680	18:01:40.128
16	49.237	+0.776	18:02:29.365
17	48.938	+0.477	18:03:18.303

(36) Philip Jork

Runde	Rundenzeit	Diff.	Tageszeit
1	53.918	+5.193	17:50:08.660
2	50.548	+1.823	17:50:59.208
3	49.629	+0.904	17:51:48.837
4	49.741	+1.016	17:52:38.578
5	49.919	+1.194	17:53:28.497
6	49.463	+0.738	17:54:17.960
7	49.936	+1.211	17:55:07.896
8	49.094	+0.369	17:55:56.990
9	49.013	+0.288	17:56:46.003
10	48.943	+0.218	17:57:34.946
11	48.725		17:58:23.671
12	48.785	+0.060	17:59:12.456
13	49.244	+0.519	18:00:01.700
14	48.785	+0.060	18:00:50.485
15	49.276	+0.551	18:01:39.761
16	49.350	+0.625	18:02:29.111
17	49.848	+1.123	18:03:18.959

(28) Dominic Kaßner

Runde	Rundenzeit	Diff.	Tageszeit
1	51.248	+3.182	17:50:05.368
2	1:17.317	+29.251	17:51:22.685
3	49.249	+1.183	17:52:11.934
4	49.219	+1.153	17:53:01.153
5	48.355	+0.289	17:53:49.508
6	48.835	+0.769	17:54:38.343
7	48.504	+0.438	17:55:26.847
8	48.558	+0.492	17:56:15.405
9	48.066		17:57:03.471
10	49.348	+1.282	17:57:52.819
11	49.105	+1.039	17:58:41.924
12	48.619	+0.553	17:59:30.543
13	50.231	+2.165	18:00:20.774
14	49.676	+1.610	18:01:10.450
15	48.625	+0.559	18:01:59.075
16	48.530	+0.464	18:02:47.605
17	48.367	+0.301	18:03:35.972

(39) Selina Liebschner

Runde	Rundenzeit	Diff.	Tageszeit
1	54.796	+4.356	17:50:10.629
2	51.735	+1.295	17:51:02.364
3	51.336	+0.896	17:51:53.700
4	51.779	+1.339	17:52:45.479
5	51.099	+0.659	17:53:36.578
6	51.174	+0.734	17:54:27.752
7	51.356	+0.916	17:55:19.108
8	51.129	+0.689	17:56:10.237
9	51.069	+0.629	17:57:01.306
10	52.257	+1.817	17:57:53.563
11	50.639	+0.199	17:58:44.202
12	50.440		17:59:34.642
13	50.793	+0.353	18:00:25.435
14	51.305	+0.865	18:01:16.740
15	50.531	+0.091	18:02:07.271
16	51.161	+0.721	18:02:58.432
17	50.727	+0.287	18:03:49.159

(41) Jennifer Küther

Runde	Rundenzeit	Diff.	Tageszeit
1	53.978	+5.060	17:50:09.353



Kart-/Mini Bike Rennen Faßberg

Nachwuchs

Kartbahn Fliegerhorst Faßberg 0,880 Km

Rennen 3 Finale 1

08.06.2013 17:47

Rennen (18 Runden) gestartet um 17:49:09

Runde	Rundenzeit	Diff.	Tageszeit	Runde	Rundenzeit	Diff.	Tageszeit	Runde	Rundenzeit	Diff.	Tageszeit
2	50.659	+1.741	17:51:00.012								
3	49.879	+0.961	17:51:49.891								
4	49.881	+0.963	17:52:39.772								
5	49.766	+0.848	17:53:29.538								
6	49.106	+0.188	17:54:18.644								
7	49.587	+0.669	17:55:08.231								
8	48.918		17:55:57.149								
9	49.072	+0.154	17:56:46.221								
10	49.190	+0.272	17:57:35.411								
11	49.313	+0.395	17:58:24.724								
12	49.589	+0.671	17:59:14.313								
13	49.634	+0.716	18:00:03.947								
14	50.211	+1.293	18:00:54.158								
15	50.083	+1.165	18:01:44.241								
16	1:46.107	+57.189	18:03:30.348								

(24) Leon Orgis

1	52.004	+3.064	17:50:05.956
2	50.794	+1.854	17:50:56.750
3	48.940		17:51:45.690



Kart-/Mini Bike Rennen Faßberg

Rundenliste

Nachwuchs

Kartbahn Fliegerhorst Faßberg 0,880 Km

Rennen 3 Finale 1

08.06.2013 17:47

Rennen (18 Runden) gestartet um 17:49:09

Fahrer	Runden																			
	0	1	2	3	4	5	6	7	8	9	10	11	12	13	14	15	16	17	18	
Tim Georgi (35)	1	35	38	38	38	38	38	38	38	38	38	38	38	38	38	56	38	38	38	38
Kevin Orgis (38)	2	38	35	35	56	56	56	56	56	56	56	56	56	56	56	38	56	56	56	56
Filip Salac (56)	3	56	56	56	35	35	35	35	35	35	35	35	35	35	35	35	35	35	35	35
Pedro John (43)	4	43	43	43	43	43	43	43	43	43	31	31	31	31	31	31	31	31	31	31
Dirk Geiger (14)	5	14	31	31	31	31	31	31	31	31	43	43	43	43	43	43	43	43	43	43
Sander Kroeze (54)	6	54	14	14	14	14	14	14	14	14	14	14	14	14	14	14	14	14	14	14
Dennis-Norick Stelzer (31)	7	31	26	26	26	26	26	26	26	26	26	26	26	26	26	55	55	55	55	55
Peetu Paavilainen (55)	8	55	57	57	57	57	57	57	57	57	57	57	57	57	55	26	26	26	26	26
Sven Grevink (57)	9	57	55	55	55	55	55	55	55	55	55	55	55	57	57	57	57	57	57	57
Toni Erhard (26)	10	26	54	54	54	54	54	54	54	54	54	54	54	54	54	54	54	54	54	54
Leon Orgis (24)	11	24	34	34	34	34	34	34	34	34	34	34	34	34	34	44	44	44	44	44
Jonas Hähle (34)	12	34	28	44	44	44	44	44	44	44	44	44	44	44	44	30	30	30	30	30
Dominic Kaßner (28)	13	28	24	19	19	19	19	19	19	19	30	19	19	19	19	30	19	19	19	19
Adrian Hähle (44)	14	44	44	24	24	30	30	30	30	30	19	30	30	30	30	19	34	34	34	34
Moritz Jenkner (30)	15	30	19	30	30	36	99	99	99	99	99	99	99	42	42	42	42	42	42	42
Tom-Luca Sütcü (99)	16	99	30	36	36	99	36	36	42	42	42	42	42	99	99	99	99	99	99	99
Leon Czichos (19)	17	19	36	99	99	42	42	42	36	36	36	36	36	36	36	36	36	36	36	32
Philip Jork (36)	18	36	99	42	42	41	41	41	41	41	41	32	32	32	32	32	32	32	32	36
Colin Hufnagel (32)	19	32	41	41	41	32	32	32	32	32	41	41	41	41	41	41	28	28	28	28
Jennifer KÜther (41)	20	41	42	32	32	39	39	39	39	39	28	28	28	28	28	28	28	39	39	39
Valentino Frankenberger (42)	21	42	32	39	39	28	28	28	28	28	39	39	39	39	39	39	41			
Selina Liebschner (39)	22	39	39	28	28															



Kart-/Mini Bike Rennen Faßberg

Nachwuchs

Kartbahn Fliegerhorst Faßberg 0,880 Km

Rennen 6 Finale 2

09.06.2013 12:19

Rennen (18 Runden) gestartet um 12:37:43

Pos.	Nr.	Name	Ort	Bewerber	Rnd.	Gesamtzeit	Abstand	Beste Zeit	Ø km/h	Pkt.
1	38	Kevin Orgis	GER-Arnsdorf	ADAC Sachsen Leistungs	18	13:58.585		45.839	68,000	0
2	56	Filip Salac	CZE-Vsejany	salacracing s.r.o	18	13:58.704	0.119	46.086	67,991	0
3	35	Tim Georgi	GER-Berlin	ADAC Berlin Brandenburg	18	13:58.900	0.196	46.068	67,975	0
4	43	Pedro John	GER-Ulm	ADAC Württemberg e.V	18	14:12.323	13.423	46.935	66,904	0
5	14	Dirk Geiger	GER-Mannheim	AMC Ettlingen e.V./ADAC	18	14:12.396	0.073	46.843	66,898	0
6	31	Dennis-Norick Stelzer	GER-Dohma	ADAC Sachsen e.V.	18	14:12.480	0.084	46.359	66,892	0
7	57	Sven Grevink	NED-Klazienaveen		18	14:12.808	0.328	46.728	66,866	0
8	26	Toni Erhard	GER-Schwarzenberg	ADAC Sachsen e.V./Erhar	18	14:15.109	2.301	46.949	66,686	0
9	54	Sander Kroeze	NED-Mussel		18	14:21.351	6.242	47.126	66,203	0
10	34	Jonas Hähle	GER-Erlbach-Kirchb	ADAC Racingteam AMC S	18	14:21.712	0.361	47.304	66,175	0
11	24	Leon Orgis	GER-Arnsdorf	ADAC Racingteam AMC S	18	14:31.920	10.208	47.695	65,400	0
12	28	Dominic Kaßner	GER-Chemnitz	ADAC Sachsen e.V.	18	14:32.091	0.171	47.814	65,388	0
13	19	Leon Czichos	GER-Stadland	ADAC Team Weser-Ems	18	14:36.846	4.755	48.008	65,033	0
14	99	Tom-Luca Sütcü	GER-Mücke	ADAC HessenThüringen/	18	14:40.737	3.891	47.920	64,746	0
15	41	Jennifer Kütter	GER-Höchstädt	ADAC Team Südbayern e	17	14:04.677	1 Runde	48.624	63,759	0
16	42	Valentino Frankenber	GER-Thüngen	ADAC TEAM Nordbayern	17	14:04.943	0.266	48.075	63,739	0
17	32	Colin Hufnagel	GER-Erzhausen	ADAC Hessen-Thüringen,	17	14:05.421	0.478	48.344	63,703	0
18	44	Adrian Hähle	GER-Erlbach-Kirchb	ADAC Racing Team AMC	17	14:09.541	4.120	47.844	63,394	0
19	36	Philip Jork	GER-Naumburg	ADAC Hessen-Thüringen	17	14:14.980	5.439	49.298	62,991	0
20	39	Selina Liebschner	GER-Untersiemau	ADAC TEAM Nordbayern	17	14:33.706	18.726	50.335	61,641	0

Nicht Klassifiziert (75% = 14 Rnd.)

DNF	55	Peetu Paavilainen	FIN-Kotka	Ajo motorsport junior pr	12	9:31.117		46.883	66,564	0
DNS	30	Moritz Jenkner	GER-Hohenstein-Err	ADAC Sachsen e.V./Race					-	0

Bemerkungen

Gestartet: 21 Gewertet: 20 Nicht gewertet: 1

Vorsprung	Ø km/h	Beste Rundenzeit	km/h	Beste Runde von
0.119	68,000	45.839	69,111	38 - Kevin Orgis

Zeitnahme & Auswertung: Camp-Company GmbH, Obmann Ernst Willems, Trier

Orbits

Rennleiter: Zeitnahme:

Reg.Nr. Kart: CK01/13 - MiniBike: r03/13 Aushang:



www.mylaps.com

Ergebnisse vorbehaltlich der technischen Nachuntersuchung.

Lizensiert für Camp Company GmbH

Kart-/Mini Bike Rennen Faßberg

Nachwuchs

Kartbahn Fliegerhorst Faßberg 0,880 Km

Rennen 6 Finale 2

09.06.2013 12:19

Rennen (18 Runden) gestartet um 12:37:43

Runde	Rundenzeit	Diff.	Tageszeit
(38) Kevin Orgis			
1	48.445	+2.606	12:38:31.825
2	46.806	+0.967	12:39:18.631
3	46.575	+0.736	12:40:05.206
4	46.144	+0.305	12:40:51.350
5	46.002	+0.163	12:41:37.352
6	45.839		12:42:23.191
7	46.135	+0.296	12:43:09.326
8	46.212	+0.373	12:43:55.538
9	46.783	+0.944	12:44:42.321
10	46.699	+0.860	12:45:29.020
11	46.726	+0.887	12:46:15.746
12	46.498	+0.659	12:47:02.244
13	46.625	+0.786	12:47:48.869
14	46.286	+0.447	12:48:35.155
15	46.909	+1.070	12:49:22.064
16	46.545	+0.706	12:50:08.609
17	46.613	+0.774	12:50:55.222
18	46.617	+0.778	12:51:41.839

Runde	Rundenzeit	Diff.	Tageszeit
(56) Filip Salac			
1	47.846	+1.760	12:38:31.100
2	46.720	+0.634	12:39:17.820
3	46.487	+0.401	12:40:04.307
4	46.404	+0.318	12:40:50.711
5	46.086		12:41:36.797
6	46.099	+0.013	12:42:22.896
7	46.558	+0.472	12:43:09.454
8	46.206	+0.120	12:43:55.660
9	46.527	+0.441	12:44:42.187
10	47.058	+0.972	12:45:29.245
11	46.686	+0.600	12:46:15.931
12	46.548	+0.462	12:47:02.479
13	46.583	+0.497	12:47:49.062
14	46.192	+0.106	12:48:35.254
15	46.709	+0.623	12:49:21.963
16	46.947	+0.861	12:50:08.910
17	46.508	+0.422	12:50:55.418
18	46.540	+0.454	12:51:41.958

Runde	Rundenzeit	Diff.	Tageszeit
(35) Tim Georgi			
1	48.164	+2.096	12:38:31.603
2	46.872	+0.804	12:39:18.475
3	46.981	+0.913	12:40:05.456
4	46.473	+0.405	12:40:51.929
5	46.425	+0.357	12:41:38.354
6	46.146	+0.078	12:42:24.500
7	46.186	+0.118	12:43:10.686
8	46.068		12:43:56.754
9	46.116	+0.048	12:44:42.870
10	46.544	+0.476	12:45:29.414
11	46.724	+0.656	12:46:16.138
12	46.489	+0.421	12:47:02.627
13	46.587	+0.519	12:47:49.214
14	46.406	+0.338	12:48:35.620
15	46.683	+0.615	12:49:22.303
16	46.709	+0.641	12:50:09.012
17	46.539	+0.471	12:50:55.551
18	46.603	+0.535	12:51:42.154

Runde	Rundenzeit	Diff.	Tageszeit
(43) Pedro John			
1	49.247	+2.312	12:38:32.951
2	47.626	+0.691	12:39:20.577
3	47.397	+0.462	12:40:07.974
4	47.424	+0.489	12:40:55.398

Runde	Rundenzeit	Diff.	Tageszeit
5	47.069	+0.134	12:41:42.467
6	47.196	+0.261	12:42:29.663
7	47.070	+0.135	12:43:16.733
8	47.168	+0.233	12:44:03.901
9	47.345	+0.410	12:44:51.246
10	47.219	+0.284	12:45:38.465
11	47.180	+0.245	12:46:25.645
12	47.101	+0.166	12:47:12.746
13	47.305	+0.370	12:48:00.051
14	46.935		12:48:46.986
15	46.950	+0.015	12:49:33.936
16	47.071	+0.136	12:50:21.007
17	47.028	+0.093	12:51:08.035
18	47.542	+0.607	12:51:55.577

Runde	Rundenzeit	Diff.	Tageszeit
(14) Dirk Geiger			
1	49.365	+2.522	12:38:33.050
2	47.586	+0.743	12:39:20.636
3	47.379	+0.536	12:40:08.015
4	47.495	+0.652	12:40:55.510
5	47.047	+0.204	12:41:42.557
6	47.232	+0.389	12:42:29.789
7	47.092	+0.249	12:43:16.881
8	47.147	+0.304	12:44:04.028
9	47.346	+0.503	12:44:51.374
10	47.188	+0.345	12:45:38.562
11	47.163	+0.320	12:46:25.725
12	47.236	+0.393	12:47:12.961
13	47.241	+0.398	12:48:00.202
14	46.992	+0.149	12:48:47.194
15	46.843		12:49:34.037
16	47.084	+0.241	12:50:21.121
17	47.023	+0.180	12:51:08.144
18	47.506	+0.663	12:51:55.650

Runde	Rundenzeit	Diff.	Tageszeit
(31) Dennis-Norick Stelzer			
1	49.182	+2.823	12:38:33.240
2	47.726	+1.367	12:39:20.966
3	47.296	+0.937	12:40:08.262
4	47.371	+1.012	12:40:55.633
5	47.627	+1.268	12:41:43.260
6	46.755	+0.396	12:42:30.015
7	46.968	+0.609	12:43:16.983
8	47.178	+0.819	12:44:04.161
9	47.322	+0.963	12:44:51.483
10	47.221	+0.862	12:45:38.704
11	47.091	+0.732	12:46:25.795
12	47.277	+0.918	12:47:13.072
13	47.212	+0.853	12:48:00.284
14	47.768	+1.409	12:48:48.052
15	46.359		12:49:34.411
16	46.917	+0.558	12:50:21.328
17	46.914	+0.555	12:51:08.242
18	47.492	+1.133	12:51:55.734

Runde	Rundenzeit	Diff.	Tageszeit
(57) Sven Grevink			
1	49.725	+2.997	12:38:33.926
2	47.486	+0.758	12:39:21.412
3	47.529	+0.801	12:40:08.941
4	47.585	+0.857	12:40:56.526
5	47.148	+0.420	12:41:43.674
6	47.495	+0.767	12:42:31.169
7	47.370	+0.642	12:43:18.539
8	47.127	+0.399	12:44:05.666
9	47.217	+0.489	12:44:52.883
10	46.909	+0.181	12:45:39.792

Runde	Rundenzeit	Diff.	Tageszeit
11	47.060	+0.332	12:46:26.852
12	46.849	+0.121	12:47:13.701
13	47.012	+0.284	12:48:00.713
14	47.586	+0.858	12:48:48.299
15	46.883	+0.155	12:49:35.182
16	46.728		12:50:21.910
17	46.823	+0.095	12:51:08.733
18	47.329	+0.601	12:51:56.062

Runde	Rundenzeit	Diff.	Tageszeit
(26) Toni Erhard			
1	49.210	+2.261	12:38:33.714
2	47.557	+0.608	12:39:21.271
3	47.465	+0.516	12:40:08.736
4	47.535	+0.586	12:40:56.271
5	47.289	+0.340	12:41:43.560
6	47.860	+0.911	12:42:31.420
7	47.771	+0.822	12:43:19.191
8	47.789	+0.840	12:44:06.980
9	47.084	+0.135	12:44:54.064
10	47.140	+0.191	12:45:41.204
11	47.131	+0.182	12:46:28.335
12	46.960	+0.011	12:47:15.295
13	47.058	+0.109	12:48:02.353
14	47.553	+0.604	12:48:49.906
15	46.949		12:49:36.855
16	47.111	+0.162	12:50:23.966
17	47.212	+0.263	12:51:11.178
18	47.185	+0.236	12:51:58.363

Runde	Rundenzeit	Diff.	Tageszeit
(54) Sander Kroeze			
1	50.572	+3.446	12:38:35.423
2	47.926	+0.800	12:39:23.349
3	47.288	+0.162	12:40:10.637
4	47.578	+0.452	12:40:58.215
5	47.662	+0.536	12:41:45.877
6	47.126		12:42:33.003
7	47.272	+0.146	12:43:20.275
8	48.306	+1.180	12:44:08.581
9	47.413	+0.287	12:44:55.994
10	47.258	+0.132	12:45:43.252
11	47.394	+0.268	12:46:30.646
12	47.523	+0.397	12:47:18.169
13	47.775	+0.649	12:48:05.944
14	47.393	+0.267	12:48:53.337
15	48.083	+0.957	12:49:41.420
16	47.620	+0.494	12:50:29.040
17	47.875	+0.749	12:51:16.915
18	47.690	+0.564	12:52:04.605

Runde	Rundenzeit	Diff.	Tageszeit
(34) Jonas Hähle			
1	50.379	+3.075	12:38:35.197
2	47.760	+0.456	12:39:22.957
3	47.547	+0.243	12:40:10.504
4	48.268	+0.964	12:40:58.772
5	47.764	+0.460	12:41:46.536
6	47.533	+0.229	12:42:34.069
7	47.304		12:43:21.373
8	47.690	+0.386	12:44:09.063
9	47.560	+0.256	12:44:56.623
10	47.477	+0.173	12:45:44.100
11	47.574	+0.270	12:46:31.674
12	47.511	+0.207	12:47:19.185
13	47.552	+0.248	12:48:06.737
14	47.509	+0.205	12:48:54.246
15	47.780	+0.476	12:49:42.026
16	47.518	+0.214	12:50:29.544



Kart-/Mini Bike Rennen Faßberg

Nachwuchs

Kartbahn Fliegerhorst Faßberg 0,880 Km

Rennen 6 Finale 2

09.06.2013 12:19

Rennen (18 Runden) gestartet um 12:37:43

Runde	Rundenzeit	Diff.	Tageszeit
17	47.569	+0.265	12:51:17.113
18	47.853	+0.549	12:52:04.966

(24) Leon Orgis

Runde	Rundenzeit	Diff.	Tageszeit
1	51.831	+4.136	12:38:36.833
2	48.695	+1.000	12:39:25.528
3	48.869	+1.174	12:40:14.397
4	48.037	+0.342	12:41:02.434
5	48.213	+0.518	12:41:50.647
6	47.951	+0.256	12:42:38.598
7	47.928	+0.233	12:43:26.526
8	47.832	+0.137	12:44:14.358
9	47.911	+0.216	12:45:02.269
10	48.047	+0.352	12:45:50.316
11	47.973	+0.278	12:46:38.289
12	48.039	+0.344	12:47:26.328
13	48.173	+0.478	12:48:14.501
14	47.695		12:49:02.196
15	48.228	+0.533	12:49:50.424
16	47.856	+0.161	12:50:38.280
17	48.303	+0.608	12:51:26.583
18	48.591	+0.896	12:52:15.174

(28) Dominic Kaßner

Runde	Rundenzeit	Diff.	Tageszeit
1	51.337	+3.523	12:38:36.448
2	48.772	+0.958	12:39:25.220
3	48.756	+0.942	12:40:13.976
4	48.028	+0.214	12:41:02.004
5	48.185	+0.371	12:41:50.189
6	47.879	+0.065	12:42:38.068
7	47.870	+0.056	12:43:25.938
8	47.823	+0.009	12:44:13.761
9	48.171	+0.357	12:45:01.932
10	48.023	+0.209	12:45:49.955
11	48.004	+0.190	12:46:37.959
12	47.970	+0.156	12:47:25.929
13	48.211	+0.397	12:48:14.140
14	47.814		12:49:01.954
15	48.042	+0.228	12:49:49.996
16	48.077	+0.263	12:50:38.073
17	48.037	+0.223	12:51:26.110
18	49.235	+1.421	12:52:15.345

(19) Leon Czichos

Runde	Rundenzeit	Diff.	Tageszeit
1	52.894	+4.886	12:38:38.359
2	49.393	+1.385	12:39:27.752
3	48.545	+0.537	12:40:16.297
4	48.392	+0.384	12:41:04.689
5	48.412	+0.404	12:41:53.101
6	48.103	+0.095	12:42:41.204
7	48.281	+0.273	12:43:29.485
8	48.310	+0.302	12:44:17.795
9	48.173	+0.165	12:45:05.968
10	48.142	+0.134	12:45:54.110
11	48.412	+0.404	12:46:42.522
12	48.018	+0.010	12:47:30.540
13	48.074	+0.066	12:48:18.614
14	48.008		12:49:06.622
15	48.080	+0.072	12:49:54.702
16	48.129	+0.121	12:50:42.831
17	48.443	+0.435	12:51:31.274
18	48.826	+0.818	12:52:20.100

(99) Tom-Luca Sütücü

Runde	Rundenzeit	Diff.	Tageszeit
1	52.786	+4.866	12:38:38.246
2	49.405	+1.485	12:39:27.651

Runde	Rundenzeit	Diff.	Tageszeit
3	49.016	+1.096	12:40:16.667
4	48.598	+0.678	12:41:05.265
5	48.896	+0.976	12:41:54.161
6	48.265	+0.345	12:42:42.426
7	47.920		12:43:30.346
8	48.041	+0.121	12:44:18.387
9	48.132	+0.212	12:45:06.519
10	49.262	+1.342	12:45:55.781
11	48.154	+0.234	12:46:43.935
12	48.222	+0.302	12:47:32.157
13	49.214	+1.294	12:48:21.371
14	48.911	+0.991	12:49:10.282
15	48.318	+0.398	12:49:58.600
16	48.187	+0.267	12:50:46.787
17	48.716	+0.796	12:51:35.503
18	48.488	+0.568	12:52:23.991

(41) Jennifer Kütter

Runde	Rundenzeit	Diff.	Tageszeit
1	54.635	+6.011	12:38:40.933
2	49.769	+1.145	12:39:30.702
3	49.794	+1.170	12:40:20.496
4	49.355	+0.731	12:41:09.851
5	49.329	+0.705	12:41:59.180
6	49.242	+0.618	12:42:48.422
7	49.079	+0.455	12:43:37.501
8	49.013	+0.389	12:44:26.514
9	48.624		12:45:15.138
10	49.353	+0.729	12:46:04.491
11	48.780	+0.156	12:46:53.271
12	49.587	+0.963	12:47:42.858
13	49.623	+0.999	12:48:32.481
14	48.624		12:49:21.105
15	49.180	+0.556	12:50:10.285
16	48.649	+0.025	12:50:58.934
17	48.997	+0.373	12:51:47.931

(42) Valentino Frankenberger

Runde	Rundenzeit	Diff.	Tageszeit
1	53.498	+5.423	12:38:39.642
2	50.094	+2.019	12:39:29.736
3	50.078	+2.003	12:40:19.814
4	49.559	+1.484	12:41:09.373
5	49.437	+1.362	12:41:58.810
6	49.150	+1.075	12:42:47.960
7	49.024	+0.949	12:43:36.984
8	49.090	+1.015	12:44:26.074
9	48.972	+0.897	12:45:15.046
10	49.282	+1.207	12:46:04.328
11	49.361	+1.286	12:46:53.689
12	49.661	+1.586	12:47:43.350
13	49.003	+0.928	12:48:32.353
14	48.608	+0.533	12:49:20.961
15	50.592	+2.517	12:50:11.553
16	48.075		12:50:59.628
17	48.569	+0.494	12:51:48.197

(32) Colin Hufnagel

Runde	Rundenzeit	Diff.	Tageszeit
1	53.962	+5.618	12:38:39.984
2	50.499	+2.155	12:39:30.483
3	49.647	+1.303	12:40:20.130
4	49.476	+1.132	12:41:09.606
5	49.483	+1.139	12:41:59.089
6	49.188	+0.844	12:42:48.277
7	49.070	+0.726	12:43:37.347
8	49.813	+1.469	12:44:27.160
9	48.674	+0.330	12:45:15.834
10	48.975	+0.631	12:46:04.809

Runde	Rundenzeit	Diff.	Tageszeit
11	49.192	+0.848	12:46:54.001
12	49.644	+1.300	12:47:43.645
13	49.207	+0.863	12:48:32.852
14	49.163	+0.819	12:49:22.015
15	49.122	+0.778	12:50:11.137
16	48.344		12:50:59.481
17	49.194	+0.850	12:51:48.675

(44) Adrian Hähle

Runde	Rundenzeit	Diff.	Tageszeit
1	51.060	+3.216	12:38:36.250
2	48.802	+0.958	12:39:25.052
3	48.685	+0.841	12:40:13.737
4	48.171	+0.327	12:41:01.908
5	48.084	+0.240	12:41:49.992
6	47.886	+0.042	12:42:37.878
7	47.844		12:43:25.722
8	47.944	+0.100	12:44:13.666
9	47.965	+0.121	12:45:01.631
10	48.134	+0.290	12:45:49.765
11	48.014	+0.170	12:46:37.779
12	47.974	+0.130	12:47:25.753
13	48.040	+0.196	12:48:13.793
14	47.900	+0.056	12:49:01.693
15	48.176	+0.332	12:49:49.869
16	47.883	+0.039	12:50:37.752
17	1:15.043	+27.199	12:51:52.795

(36) Philip Jork

Runde	Rundenzeit	Diff.	Tageszeit
1	53.460	+4.162	12:38:39.317
2	50.888	+1.590	12:39:30.205
3	50.983	+1.685	12:40:21.188
4	49.744	+0.446	12:41:10.932
5	49.562	+0.264	12:42:00.494
6	49.298		12:42:49.792
7	49.656	+0.358	12:43:39.448
8	49.590	+0.292	12:44:29.038
9	49.633	+0.335	12:45:18.671
10	49.620	+0.322	12:46:08.291
11	49.503	+0.205	12:46:57.794
12	49.477	+0.179	12:47:47.271
13	50.595	+1.297	12:48:37.866
14	49.578	+0.280	12:49:27.444
15	50.153	+0.855	12:50:17.597
16	50.047	+0.749	12:51:07.644
17	50.590	+1.292	12:51:58.234

(39) Selina Liebschner

Runde	Rundenzeit	Diff.	Tageszeit
1	55.841	+5.506	12:38:42.092
2	51.113	+0.778	12:39:33.205
3	50.403	+0.068	12:40:23.608
4	51.066	+0.731	12:41:14.674
5	50.639	+0.304	12:42:05.313
6	50.684	+0.349	12:42:55.997
7	50.880	+0.545	12:43:46.877
8	50.416	+0.081	12:44:37.293
9	51.517	+1.182	12:45:28.810
10	50.862	+0.527	12:46:19.672
11	50.802	+0.467	12:47:10.474
12	51.323	+0.988	12:48:01.797
13	51.157	+0.822	12:48:52.954
14	50.740	+0.405	12:49:43.694
15	50.335		12:50:34.029
16	51.600	+1.265	12:51:25.629
17	51.331	+0.996	12:52:16.960

(55) Peetu Paavilainen

Zeitnahme & Auswertung: Camp-Company GmbH, Obmann Ernst Willems, Trier

Orbits

Rennleiter: Zeitnahme:

Reg.Nr. Kart: CK01/13 - MiniBike: r03/13

Aushang:



www.mylaps.com

Ergebnisse vorbehaltlich der technischen Nachuntersuchung.

Lizenziert für Camp Company GmbH

Gedruckt: 09.06.2013 12:54:24

Seite 2/3

Kart-/Mini Bike Rennen Faßberg

Nachwuchs

Kartbahn Fliegerhorst Faßberg 0,880 Km

Rennen 6 Finale 2

09.06.2013 12:19

Rennen (18 Runden) gestartet um 12:37:43

Runde	Rundenzeit	Diff.	Tageszeit
1	50.252	+3.369	12:38:34.480
2	47.201	+0.318	12:39:21.681
3	47.722	+0.839	12:40:09.403
4	47.469	+0.586	12:40:56.872
5	47.737	+0.854	12:41:44.609
6	46.940	+0.057	12:42:31.549
7	47.334	+0.451	12:43:18.883
8	47.305	+0.422	12:44:06.188
9	46.883		12:44:53.071
10	46.886	+0.003	12:45:39.957
11	47.121	+0.238	12:46:27.078
12	47.293	+0.410	12:47:14.371

Runde	Rundenzeit	Diff.	Tageszeit
-------	------------	-------	-----------

Runde	Rundenzeit	Diff.	Tageszeit
-------	------------	-------	-----------



Kart-/Mini Bike Rennen Faßberg

Rundenliste

Nachwuchs

Kartbahn Fliegerhorst Faßberg 0,880 Km

Rennen 6 Finale 2

09.06.2013 12:19

Rennen (18 Runden) gestartet um 12:37:43

Fahrer	Runden																		
	0	1	2	3	4	5	6	7	8	9	10	11	12	13	14	15	16	17	18
Filip Salac (56)	1	56	56	56	56	56	56	56	38	38	56	38	38	38	38	56	38	38	38
Kevin Orgis (38)	2	38	35	35	38	38	38	38	56	56	38	56	56	56	56	38	56	56	56
Tim Georgi (35)	3	35	38	38	35	35	35	35	35	35	35	35	35	35	35	35	35	35	35
Dirk Geiger (14)	4	14	43	43	43	43	43	43	43	43	43	43	43	43	43	43	43	43	43
Pedro John (43)	5	43	14	14	14	14	14	14	14	14	14	14	14	14	14	14	14	14	14
Dennis-Norick Stelzer (31)	6	31	31	31	31	31	31	31	31	31	31	31	31	31	31	31	31	31	31
Sven Grevink (57)	7	57	26	26	26	26	26	57	57	57	57	57	57	57	57	57	57	57	57
Peetu Paavilainen (55)	8	55	57	57	57	57	57	26	55	55	55	55	55	55	26	26	26	26	26
Toni Erhard (26)	9	26	55	55	55	55	55	26	26	26	26	26	26	54	54	54	54	54	54
Jonas Hähle (34)	10	34	34	34	34	54	54	54	54	54	54	54	54	34	34	34	34	34	34
Sander Kroeze (54)	11	54	54	54	54	34	34	34	34	34	34	34	34	44	44	44	44	28	24
Leon Orgis (24)	12	24	44	44	44	44	44	44	44	44	44	44	44	28	28	28	28	24	28
Dominic Kaßner (28)	13	28	28	28	28	28	28	28	28	28	28	28	28	24	24	24	24	19	19
Adrian Hähle (44)	14	44	24	24	24	24	24	24	24	24	24	24	24	19	19	19	19	99	99
Tom-Luca Sütcü (99)	15	99	99	99	19	19	19	19	19	19	19	19	19	99	99	99	99	99	41
Leon Czichos (19)	16	19	19	19	99	99	99	99	99	99	99	99	99	42	42	41	41	42	42
Philip Jork (36)	17	36	36	42	42	42	42	42	42	42	42	41	41	41	41	32	32	32	32
Colin Hufnagel (32)	18	32	42	36	32	32	32	32	41	41	41	42	42	32	32	42	42	42	44
Valentino Frankenberger (42)	19	42	32	32	41	41	41	41	32	32	32	32	32	36	36	36	36	36	36
Selina Liebschner (39)	20	39	41	41	36	36	36	36	36	36	36	36	36	39	39	39	39	39	39
Jennifer Kütter (41)	21	41	39	39	39	39	39	39	39	39	39	39	39						
-	22																		